



CATALOG 2024

COMMERCIAL FOOD EQUIPMENT & SMALLWARES

Food Machinery

Cooking Equipment

Restaurant Essentials

Kitchen Utensils

Knives & Cutlery

Professional Cookware

Merchandising

Maintenance & Safety

Customer Convenience

Warewashing

Handling & Storage

Refrigeration

Serving the Food Industry Since 1951

1-800-465-0234 | WWW.OMCAN.COM

2ND EDITION

Company Overview

Omcan continues to help our customers remain competitive. With associates in North America, Europe, and Asia, our global footprint continues to expand and we hold to the principle that clients benefit from the accessibility and familiarity of our sales team.

In over 250,000 sq ft of warehouse space, we stock over 7,500 quality food equipment and supplies for the food preparation market. Our friendly sales, customer service and product service teams are always available to quickly provide you with the information you need.

Omcan will continue its mission of supporting the food service industry by providing our customers with the peace of mind they get from our process excellence and the quality products, we deliver.

Benefits

- ☑ High quality globally sourced products at competitive prices
- ☑ Comprehensive network and service providers throughout North America
- ☑ Largest selection of products in the industry
- ☑ Over 7,500 Omcan manufactured products
- ☑ Access to well-known brand names
- ☑ A team of helpful and knowledgeable customer agents, who are ready to assist you between 8:30 am - 8:00pm EST
- ☑ Fast local delivery from one of our four distribution centers
- ☑ A convenient online service "MyOmcan" for our customers to order, checking pricing, and many more services

Omcan's Visions & Values

Since 1951, Omcan has delivered high quality products and services to the food service industry. We continue to expand our portfolio and footprint by offering new and innovative products to help the food service industry to prepare, cook, and serve.



Serving the Food Industry Since 1951





Omcan Protection Plan Extended Warranty Program

Investing in our extended warranty program means you'll receive peace of mind knowing your product is covered after the standard manufacturer's warranty expires. We'll make repairs on your covered product, including those made due to mechanical or electrical failure, at no cost to you. Your item will be serviced by an authorized Omcan technician.

**Average Repair
Per Labor Cost**


STARTS FROM
\$250

**Cost of
Replacement
Parts**

STARTS FROM
\$500

SYMBOL LEGENDS

GLOBALY SOURCED PRODUCTS



SPECIAL FEATURES

- Retail ready packaged
- Shipped on pallet
- New Product
- Limited Edition
- Elite Series** - Designed and manufactured to strict standards, to ensure the highest levels of durability, performance and appearance.

CERTIFICATION



ECO-FRIENDLY PRODUCTS



FEATURED BRANDS



MEMBERSHIPS



Call us at 1-800-465-0234 **FREE QUOTATION**

BUSINESS HOURS

Monday to Friday
8:30am - 8:00pm est

FAX
905-607-0234

EMAIL

General Inquiries
sales@omcan.com

Order Placement
orders@omcan.com

WEBSITE

www.omcan.com

Scan the QR code
to visit our site

SIGN UP

for our newsletter to get
the latest updates & offers

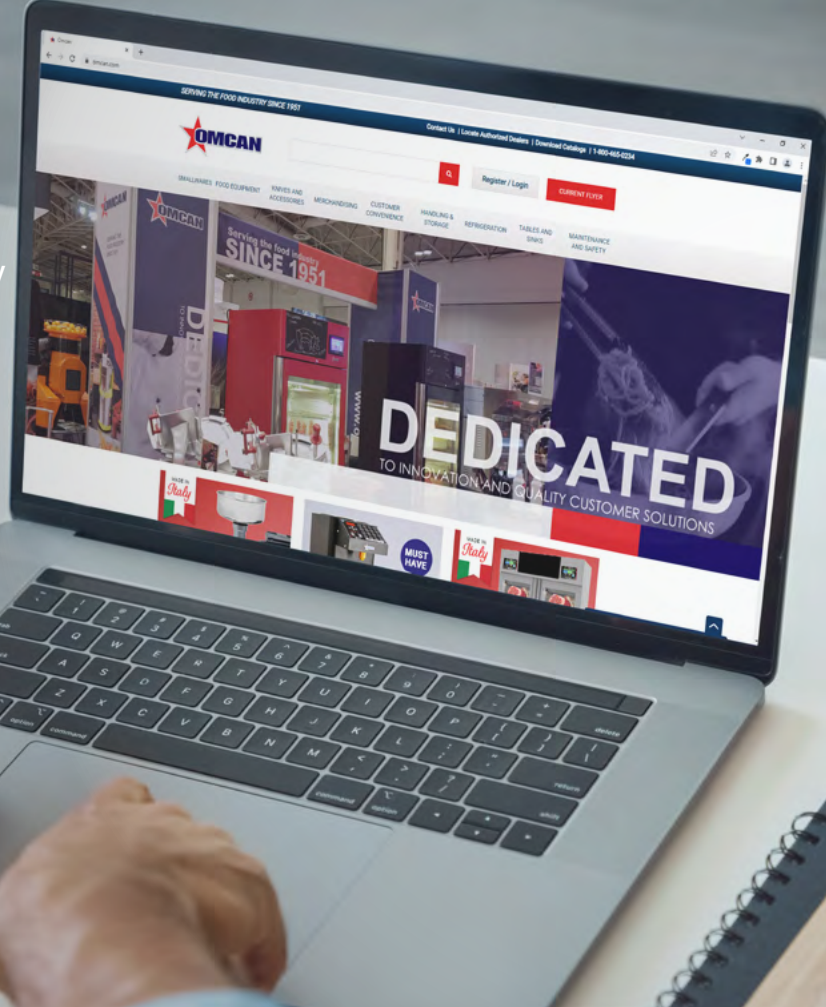
FOLLOW US ON



Solutions For Your Business

With Omcan stocking over 7,500 quality food equipment and supplies for the food preparation market, we are ready to help your business grow.

Visit our website - www.omcan.com to learn more about our products.



Your 24/7 Access


Now, the quickest way to order Omcan products is through our website, MyOMCAN. All you need is a browser and access to the Internet. One of the key components to our site design is the ease of navigation; you are never more than three clicks away from ordering a product.

But, just because we built the site for simplicity, doesn't mean we left out all the features and benefits you expect from a robust business-to-business website.

Instant access to your account

- Place an order
- Check order status
- Provide tracking information
- Check billing statement
- Create quotes
- Check balances
- Review transactions
- Inventory lookup

Give us a call
+1-800-465-0234



Scan the QR code
to join Omcan



Everything you need in one place.

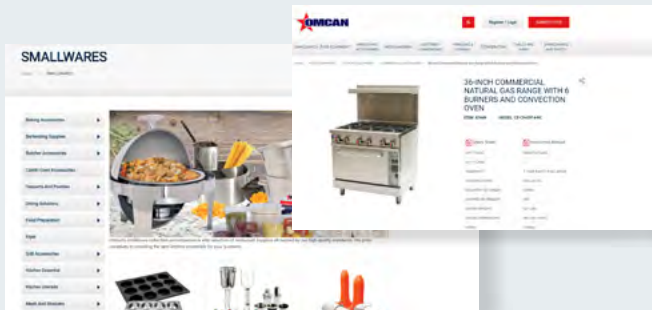
Omcán is the best choice to meet all of your professional and food service supply needs. The quickest way to order our products is through our website.



Register An Account

Check out our improved authorized dealer section.

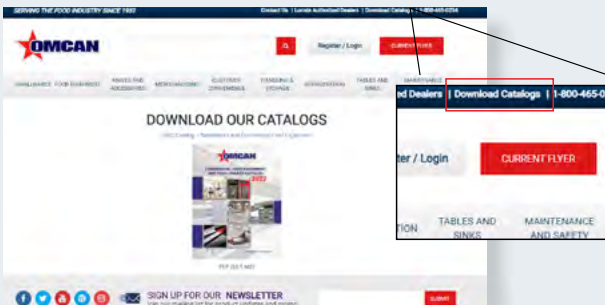
Get secure access to exclusive content, promotions, and services. Having an account allows for efficient transactions, order tracking, and customer support interactions.



Omcán Products

Access our website to view our products, new arrivals, latest news and promos.

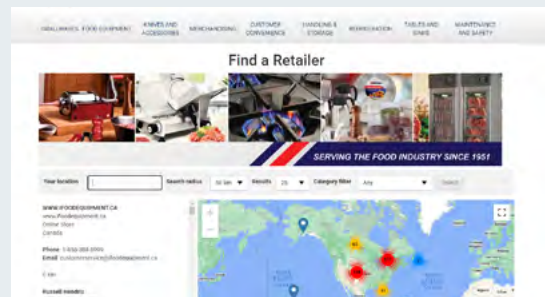
Get all the information about our product ranges from kitchen appliances to food process equipment offering a wide range of product for the food service & hospitality industry.



Access to Digital Catalog

Download digital product catalog, spec-sheets and manuals.

Get access to essential information at your convenience anytime. Quickly search and find specific details for all the equipment you are looking for.



Locate Authorized Dealers

Discover nearby authorized dealer locations.

Looking to buy an item? Simply go to 'Locate Authorized Dealers' on omcan.com and search with your address or postal code for all dealers nearby.



Social Media

Product videos, updates, new product launches and more.

Follow us on social media to receive the latest news, promotions, exclusive offers and everything you need to know about Omcán.

NORTH AMERICA DISTRIBUTION



With our network of warehouses and service providers, throughout North America, we are able to exceed you and your customers' delivery and service expectations.

Our friendly and knowledgeable sales and customer service teams are available from **8:30am to 8:00pm EST** to quickly provide you with the information you need.



CANADA

**ONTARIO
TORONTO**

**Head Office and Canadian
Distribution Center**

3115 Pepper Mill Court,
Mississauga, Ontario,
L5L 4X5, Canada

USA

**CALIFORNIA
LOS ANGELES**

**Western USA
Distribution Center**

12854 E. Florence Avenue,
Santa Fe Springs, California,
90670, USA

USA

**NEW YORK
BUFFALO**

**Eastern USA
Distribution Center**

4450 Witmer Industrial Estates, Unit 4,
Niagara Falls, New York,
14305, USA

Omcan Collection

From our beginnings in 1951, selling Italian made slicers in Southern Ontario. Omcan has grown to distribute over 7,500 products from more than 200 factories all across the globe. Today, we sell to customers in every part of North America and reach into parts of Central and South America.

Over the last 70 years, our core focus has been on developing a full line of equipment and restaurant supplies. We hope our customers will find Omcan more and more their one stop for supplying everything your customer needs.



Cooking Equipment

Discover Omcan's top-tier Cooking Equipment for all your culinary needs. From Commercial Fryers to Ranges, Ovens, Griddles, and Wok Ranges, we've got your kitchen covered with precision and performance.



Food Equipment

From Food Warmers to Concession Stand Equipment and from Food processors to Dough Processors, Omcan has everything that you need to be successful in the commercial kitchen. Explore a wide range of food equipment that suits your requirement.



Meat Processing & Preservation

We have top notch butcher equipment and supplies. With decades of experience in delivering quality meat processing products, Our equipment cater to the entire cycle of processing and preservation of meat produce.



Refrigeration

We understand the importance of affordable and quality refrigeration equipment. That's why we've curated an extensive line of refrigeration products for you to choose from. So, if you are looking for dependable performance, trust Omcan.



Warewashing, Handling and Storage

Keep it sparkling clean and sanitized with Omcan's dish and ware-washers. Maximize your kitchen space and keep things organized with our storage solutions, worktables and cabinets. Keep your restaurant up to code with a wide collection of sinks and dish tables. The possibilities are limitless.



Professional Kitchen Cutlery

Kitchen jobs are made easy and efficiently with the right cutlery. Whether you are looking for a specific knife, knife sets, or knife accessories, we've got it all.



Smallwares

The right smallware is a necessity for any commercial kitchen. Whether you're rolling, boiling, sauteing, baking, stewing, or simply serving, we have all the cookware and restaurant essentials that will elevate your kitchen's efficiency to the next level.



Beverage Solutions

From juicers to coffee makers and from ice crushers to bubble tea equipment, we have it all. So, whether you are setting up a café, a bar or a juice bar, we have all the right equipment to set you up for success.

Table of Contents

01 Restaurant Essentials

- 2 Bartender Accessories
- 5 Cutting Boards
- 7 Dining Solutions
- 17 Food Preparations
- 25 Tre Spade Mills

02 Kitchen Utensils

- 29 Bakeware
- 35 Basting & Serving Spoons
- 38 Butcher Accessories
- 46 Fast Food Restaurant Supplies
- 48 Food Packaging Supplies
- 49 Food Preparation Tools
- 50 Grill Accessories
- 51 Ice Cream Scoops
- 52 Ladles & Dippers
- 54 Mesh & Strainers
- 57 Patty Makers
- 59 Pizza Supplies
- 63 Portion Spoons
- 64 Servingware
- 65 Spoonulas & Spatulas
- 67 Tongs
- 69 Turners, Scrapers & Forks

03 Knives & Cutlery

- 71 Boning Knives
- 73 Breaking & Trimming Knives
- 74 Butcher Steak & Sticking Knives
- 76 Cleavers
- 78 Cook Knives
- 80 Knife Accessories & Sharpeners
- 82 Knife Racks & Storage
- 84 Paring Knives
- 85 Pizza Knives
- 86 Produce & Turning Knives and Shears
- 87 Retail Ready Knives
- 88 Seafood Knives
- 89 Slicers & Bread Knives
- 92 Specialty Knives
- 93 Splitter Knives

04 Kitchen Essentials

- 95 Aluminum Cookware
- 98 Stainless Steel Cookware
- 100 Steam Pan Grates, Cooling Racks & Trays
- 101 Steam Table Insets & Pans

05 Merchandising

- 105 Display Case Accessories
- 107 Food Displays
- 112 Menu Boards
- 113 Serving Carts

06 Maintenance & Safety

- 115 Brushes
- 116 Janitorial Supplies
- 121 Lubricants & Thermometers
- 122 Partitions
- 123 Safety Gloves & Aprons
- 125 Safety Materials

07 Customer Convenience

- 127 Catering Supplies
- 128 Crowd Control
- 129 Grocery Essentials
- 130 Patio Heaters
- 132 Restaurant Essentials
- 134 Restaurant Furniture

08 Warewashing, Handling & Storage

- 139 Food and Beverage Carriers
- 141 Food Storage Containers
- 147 Sinks & Faucets
- 152 Sinks & Tables
- 159 Shelves & Racks
- 165 Storage Solutions
- 174 Tables & Accessories
- 183 Tables - Worktables
- 188 Transport
- 193 Casters
- 194 Warewashing & Grease Traps



09 Food Equipment

Beverage Equipment

- 197 Beverage Dispensers & Equipment
- 199 Blenders, Shakers & Mixers
- 203 Bubble Tea Equipment
- 204 Coffee Makers & Grinders
- 206 Ice Shavers & Crushers
- 209 Juice Bar Solutions
- 212 Juice Extractors

Cooking Equipment

- 217 Broilers & Gyro Machines
- 219 Cooktops & Ranges
- 231 Fryers
- 235 Outdoor Cooking Equipment
- 240 Ovens - Convection
- 241 Ovens - Pizza
- 247 Ovens - Tandoor
- 249 Pasta & Noodle Cookers
- 250 Sandwich & Panini Grills
- 253 Sous Vide
- 254 Steamers
- 255 Toasters
- 256 Waffle & Crepe Makers

Concession Equipment

- 257 Concession Equipment



Juice Bar Solutions on page 212



Sausage Stuffers on page 412

Dough Processing

- 261 Dough Mixers
- 271 Dough Rollers
- 272 Dough Rounders & Dividers
- 274 Dough Sheeters
- 277 Pasta Sheeters and Extruders

Food Preservation

- 286 Cheese Drying and Seasoning
- 288 Curing Cabinets - Fish
- 290 Curing Cabinets - Meat
- 293 Curing Cabinets - Salami
- 296 Curing Salts
- 297 Impulse Sealers
- 298 Vacuum Packaging
- 306 Wrapping Machines

Food Processing

- 309 Bread Slicers
- 311 Cheese Cutters
- 313 Cheese Graters
- 316 Food Processors and Discs
- 319 Pacojet
- 323 Peelers
- 325 Seed Grinders
- 326 Tomato Squeezers

Food Warmers

- 328 Display Warmer Merchandisers
- 340 Food Displays & Tables
- 343 Food Warmer Equipment
- 345 Sauce Warmers
- 347 Soup Warmers

Meat Processing

- 349 Band Saws
- 353 Band Saws Blades
- 355 Biro Products
- 370 Bowl Cutters
- 374 Dehydrators, Marinators & Tenderizers
- 377 Fish Scalers
- 378 Meat Grinders
- 386 Meat Grinder Plates
- 390 Meat Mixers
- 392 Meat Slicers
- 409 Sausage Stuffers

10 Refrigeration

Imbera

- 417 Imbera Refrigeration

Omcan

- 421 Glass Door Merchandisers – Refrigeration
- 426 Glass Door Merchandisers – Freezers
- 428 Reach-In Refrigeration
- 429 Reach in Freezers

- 430 Undercounter Refrigeration

- 431 Undercounter Freezers

- 432 Chef Bases

- 433 Worktop Refrigeration

- 434 Worktop Freezers

- 435 Prep Tables - Standard Top

- 436 Prep Tables – Mega Top

- 437 Prep Tables – Pizza (and Topping Rails)

- 440 Refrigerated Salad Bars

- 441 Glass Froster / Plate Chillers

- 442 Bottle Coolers

- 443 Back Bar – Glass Doors

- 445 Back Bar – Solid Doors

- 448 Beer Dispensers

- 449 Ice Makers

- 451 Blast Chillers

- 452 Chest Freezers

- 455 Ice Cream & Gelato Freezers

- 459 Sushi Showcases

- 461 Display Coolers & Freezers – Countertop

- 467 Display Coolers & Freezers – Floor Models

- 475 Display Coolers – Dual Zone

- 476 Display Coolers - Grab&Go Refrigeration

Aurora

- 481 Aurora Refrigeration

Vinovero

- 489 Vinovero Wine Coolers

- 491 Terms, Conditions, Warranty & Policy

- 498 Index

Restaurant Essentials

01



Bartender Accessories

CONTINUOUS FLOW LIQUOR & JUICE MULTI-POUR

FEATURES

- Great for ware for bars, cafés, and dessert shops
- Made of durable plastic Material, that is break-resistant and chemical resistant
- Case includes: 12 jars, pour spouts and lids in 6 assorted colors (green, red, orange, yellow, brown, and white)

Item	80161	80232
Description	1 Qt 12-piece Pourers set - 6 assorted colors	2 Qt 12-piece Pourers set - 6 assorted colors



MANUAL CITRUS SQUEEZERS



FEATURES

- Easy to use, and extracts pure juice without any seeds or pulp
- Crafted from die casted aluminum and a powder coated finish

Item	80294	80295
Description	Lemon Squeezer 9", Yellow	Lime Squeezer 9", Green



MANUAL JUICE EXTRACTORS

FEATURES

- Ideal for extracting citrus fruits
- Ergonomically designed for easy and efficient juicing

Item	23575	23576
Description	Chrome with 5" Cutter Plate Diameter	Cast Iron-Red with 5" Cutter Plate Diameter
Net Weight	13 lb. / 6 kg.	18.5 lb. / 8.40 kg.
Net Dimensions	10" x 8" x 33.25"	10" x 8" x 33.25"
Gross Weight	14 lb. / 6.35 kg.	19 lb. / 8.6 kg.



GLASS RIMMER

FEATURES

- Comes with 3 shifting compartments that are labeled (salt, sugar, and lime juice)
- Light weight, and portable body makes rimming glasses easy and organized

Item	80588
Description	3-Tier Glass rimmer, Material: ABS (Acrylonitrile-Butadiene-Styrene) Dimensions: 8" x 6.3" x 3", One washable sponge included.
Quantity/Case (pcs.)	24



MOJITO BAR MUDDLER

FEATURES

- Mix drinks with ease with Omcan's bar spoon

Item	Description	Quantity/Case (pcs.)
80954	Black Mojito Bar Muddler with Ridged Head	12



POURER

FEATURES

- Quickly and easily pour and prepare mixed drinks
- Avoids liquor spillage

ECONOMY FREE-FLOW POURER

Item	Description	Quantity/Case (pcs.)
80851	Blue Economy Free-Flow Pourer	12
80852	Clear Economy Free-Flow Pourer	12
80853	Green Economy Free-Flow Pourer	12
80854	Black Economy Free-Flow Pourer	12
80855	Red Economy Free-Flow Pourer	12
80856	White Economy Free-Flow Pourer	12
80857	Yellow Economy Free-Flow Pourer	12



Economy Free-Flow Pourer

METAL POURER

Item	80850
Description	Stainless Steel Tapered Spout/Nozzle with Black Plastic Stopper
Quantity/Case (pcs.)	12



80850

MEASURED LIQUOR POURER WITH COLLAR

Item	Description	Quantity/Case (pcs.)
80877	1/2 Oz. Clear Spout /Orange Tail Measured Liquor Pourer With Collar	12
80878	5/8 Oz. Clear Spout / Black Tail Measured Liquor Pourer With Collar	12
80879	3/4 Oz. Clear Spout / Green Tail Measured Liquor Pourer With Collar	12
80880	7/8 Oz. Clear Spout / Blue Tail Measured Liquor Pourer With Collar	12
80881	1 oz Clear Spout / Red Tail Measured Liquor Pourer with Collar	12
80882	1-1/8 Oz. Clear Spout /Purple Tail Measured Liquor Pourer With Collar	12
80883	1-1/4 Oz. Clear Spout /Clear Tail Measured Liquor Pourer With Collar	12
80884	1-1/2 Oz. Clear Spout /Yellow Tail Measured Liquor Pourer With Collar	12
80885	2 Oz. Clear Spout /White Tail Measured Liquor Pourer With Collar	12



Measured Liquor Pourer With Collar

BOTTLE OPENERS AND BOTTLE CAP CATCHER

FEATURES

- Cap catcher prevents caps from falling on the floor
- Cap catcher get placed under the wall-mounted opener

Item	Description	Quantity/Case (pcs.)
80847	Stainless Steel Flat Bottle Openers (without coating)	36
80848	Stainless Steel Under Counter Wall Mounted Bottle Opener	12
80849	Bottle Cap Catcher	1



80849

80847

80848

BAR STRAINER

FEATURES

- Drain your cocktails and other beverages through a glass or shaker with our strainer

Item	80844
Description	4" Stainless Steel Prong Bar Strainer
Quantity/Case (pcs.)	12



80844

BAR SHAKER AND CUPS

FEATURES

- Serve your favorite cold cocktails with these simple yet useful shakers and cups

Item	Description	Quantity/Case (pcs.)
80824	8 oz Deluxe Stainless Steel Bar Shaker	12
80825	16 oz Deluxe Stainless Steel Bar Shaker	12
80826	24 oz Deluxe Stainless Steel Bar Shaker	12
80827	16 oz Stainless Steel Bar Shaker	12
80828	28 oz Stainless Steel Bar Shaker	12
80829	15 oz Stainless Steel Bar Shaker Cup	12
80830	30 oz Stainless Steel Bar Shaker Cup	12
80831	30 oz Stainless Steel Bar Malt Cup	12
80832	28 oz Stainless Steel Bar Shaker Cup with Black PVC Exterior	12



BAR SPOON

FEATURES

- Mix drinks with ease with Omcan's bar spoon

Item	Description	Quantity/Case (pcs.)
80845	11" Stainless Steel Bar Spoon with Red Knob	12



JIGGERS

FEATURES

- Stainless steel construction
- Provides precise proportion when making drinks

Item	Description	Quantity/Case (pcs.)
80839	1/2 oz x 1 oz Stainless Steel Jigger	12
80840	3/4 oz x 1 1/4 oz Stainless Steel Jigger	12
80841	3/4 oz x 1 1/2 oz Stainless Steel Jigger	12
80842	1 oz x 1 1/2 oz Stainless Steel Jigger	12
80843	1 oz x 2 oz Stainless Steel Jigger	12




BAR SPEED RAILS

FEATURES

- Made of stainless steel
- Perfect for storing your drinks in a safe place

Item	Description	Quantity/Case (pcs.)
80862	22" Stainless Steel Bar Speed Single Rail	2
80863	32" Stainless Steel Bar Speed Single Rail	2
80864	42" Stainless Steel Bar Speed Single Rail	2




MOJITO BAR MUDDLER

FEATURES

- Provide drainage and easy to clean
- Durable and grip your wet glassware firmly
- Keep your bar's surface easy to maintain

Item	Description	Quantity/Case (pcs.)
80363	18" x 12" Bar Service Mats, Black	12
80362	18" x 12" Bar Service Mats, Brown	12
80365	3 1/4" x 27" Bar Rail Spill Mats, Black	12
80364	3 1/4" x 27" Bar Rail Spill Mats, Brown	12



Cutting Boards



POLYETHYLENE WHITE CUTTING BOARD



FEATURES

- Safe, hygienic, and easy to clean
- Will not blunt knife
- Will not crack, chip, or rot

Item	Description	Quantity/Case (pcs.)
41414	Polyethylene White Cutting Board 12" x 18" x 3/4"	6
41415	Polyethylene White Cutting Board 15" x 20" x 3/4"	6
41416	Polyethylene White Cutting Board 18" x 24" x 3/4"	6
41417	Polyethylene White Cutting Board 6" x 10" x 1/2"	6



Polyethylene White Cutting Board

POLYETHYLENE CUSTOMIZED CUTTING BOARD



FEATURES

- Non-porous and non-absorbent, stain, acid and odor resistant.
- USDA, FDA approved and meets NSF standards.

Item	Description	Color
10542	1/2" (\$/sq. ft.)	White
10545	3/4" (\$/sq. ft.)	White
10544	1" (\$/sq. ft.)	White
20361	1/2" (\$/sq. ft.)	Beige
20363	1/2" (\$/sq. ft.)	Green
20365	1/2" (\$/sq. ft.)	Yellow
20364	1/2" (\$/sq. ft.)	Red



*Polyethylene Customized Cutting Boards are non-refundable

POLYPROPYLENE COLOR-CODED FLEXIBLE CUTTING BOARD - 6 PC/SET



FEATURES

- Safe, hygienic, and easy to clean
- Will not crack, chip, or rot
- Will not blunt knife
- Complies with hygiene recommendation on color coding or food preparation
- Polyethylene Material

Item	Description	Quantity/Case (pcs.)
41193	6 Color Flexible Cutting Boards/Set, 12" X 18" X 1/16"	12
41194	6 Color Flexible Cutting Boards/Set, 15" X 18" X 1/16"	12
41195	6 Color Flexible Cutting Boards/Set, 18" X 24" X 1/16"	12



POLYETHYLENE COLOR-CODED RIGID CUTTING BOARD



FEATURES

- Safe, hygienic, and easy to clean
- Will not crack, chip, or rot
- Will not blunt knife
- Complies with hygiene recommendation on color coding or food preparation
- Polyethylene Material



Item	Description	Color	Quantity/Case (pcs.)
41196	Rigid Cutting Board - 12" X 18" X 1/2"	○ White	6
41197	Rigid Cutting Board - 12" X 18" X 1/2"	● Blue	6
41198	Rigid Cutting Board - 12" X 18" X 1/2"	● Green	6
41199	Rigid Cutting Board - 12" X 18" X 1/2"	● Brown	6
41200	Rigid Cutting Board - 12" X 18" X 1/2"	● Red	6
41201	Rigid Cutting Board - 12" X 18" X 1/2"	● Yellow	6
44275	Rigid Cutting Board - 12" X 18" X 1/2"	● Purple	6
41202	Rigid Cutting Board - 15" X 20" X 1/2"	○ White	6
41203	Rigid Cutting Board - 15" X 20" X 1/2"	● Blue	6
41204	Rigid Cutting Board - 15" X 20" X 1/2"	● Green	6
41205	Rigid Cutting Board - 15" X 20" X 1/2"	● Brown	6
41206	Rigid Cutting Board - 15" X 20" X 1/2"	● Red	6
41207	Rigid Cutting Board - 15" X 20" X 1/2"	● Yellow	6
44276	Rigid Cutting Board - 15" X 20" X 1/2"	● Purple	6
41208	Rigid Cutting Board - 18" X 24" X 1/2"	○ White	6
41209	Rigid Cutting Board - 18" X 24" X 1/2"	● Blue	6
41210	Rigid Cutting Board - 18" X 24" X 1/2"	● Green	6
41211	Rigid Cutting Board - 18" X 24" X 1/2"	● Brown	6
41212	Rigid Cutting Board - 18" X 24" X 1/2"	● Red	6
41213	Rigid Cutting Board - 18" X 24" X 1/2"	● Yellow	6
44277	Rigid Cutting Board - 18" X 24" X 1/2"	● Purple	6

CUTTING BOARD - COLOR CODED CROSS CONTAMINATION SYSTEM



Dining Solutions

CHECK / CHEQUE SPINDLE NEW!

Item	47487	47488
Description	3" x 6" Check / Cheque Spindle – Chrome Plated	3" x 6" Check / Cheque Spindle – Brass Plated
Gross Weight	38 lb. / 17.24 kg.	38 lb. / 17.24 kg.
Gross Dimensions	20" x 20" x 17"	20" x 20" x 17"



PEBBLED TUMBLERS

FEATURES

- Ideal for restaurants, cafes, catering companies and any hospitality establishment
- Colorful pebbled texture
- Break Resistant and Lightweight
- Dishwasher Safe
- Made of SAN Material.
- BPA Free.



Item	Description	Color	Quantity/Case (pcs.)	Item	Description	Color	Quantity/Case (pcs.)
80326	5 oz/ 148 mL	Amber	12	80340	12 oz/ 355 mL	Clear	12
80327	5 oz/ 148 mL	Blue	12	80341	12 oz/ 355 mL	Red	12
80328	5 oz/ 148 mL	Clear	12	80342	16 oz/ 473 mL	Amber	12
80329	5 oz/ 148 mL	Red	12	80343	16 oz/ 473 mL	Blue	12
80330	8 oz/ 237 mL	Amber	12	80344	16 oz/ 473 mL	Clear	12
80331	8 oz/ 237 mL	Blue	12	80345	16 oz/ 473 mL	Red	12
80332	8 oz/ 237 mL	Clear	12	80346	20 oz/ 591 mL	Amber	12
80333	8 oz/ 237 mL	Red	12	80347	20 oz/ 591 mL	Blue	12
80334	9.5 oz/ 281 mL	Amber	12	80348	20 oz/ 591 mL	Clear	12
80335	9.5 oz/ 281 mL	Blue	12	80349	20 oz/ 591 mL	Red	12
80336	9.5 oz/ 281 mL	Clear	12	80350	32 oz/ 946 mL	Amber	12
80337	9.5 oz/ 281 mL	Red	12	80351	32 oz/ 946 mL	Blue	12
80338	12 oz/ 355 mL	Amber	12	80352	32 oz/ 946 mL	Clear	12
80339	12 oz/ 355 mL	Blue	12	80353	32 oz/ 946 mL	Red	12

CLEAR POLYCARBONATE WATER PITCHER



FEATURES

- Contoured lids prevent ice pouring and spilling
- Dishwasher safe
- Ideal for outdoor catering events

Item	Description	Quantity/Case (pcs.)
80083	32 oz/ 0.95 l, Clear Polycarbonate	24
80088	48 oz/ 1.4 l, Clear Polycarbonate	24
80085	60 oz/ 1.8 l, Clear Polycarbonate	24



STAINLESS STEEL PINT CUP



FEATURES

- Durable to withstand daily use

Item	46506
Description	16 oz. Stainless Steel Pint Cup with 0.5 mm Thickness
Dimensions(DiaDiaH)	(Top) 3.5" x (Bottom) 2" x 4.9"
Quantity/Case (pcs.)	1



DOUBLE WALL INSULATED COFFEE SERVER



FEATURES

- Double walled stainless steel construction
- Maintains a hot temperature even after 24 hours
- An easy-to-grip Handle and wide base for safer service

Item	Description	Quantity/Case (pcs.)
80524	Stainless Steel, 1000 mL, Temperature after 24 hrs: 48° or higher	12
80525	Stainless Steel, 1500 mL, Temperature after 24 hrs: 55° or higher	12
80526	Stainless Steel, 2000 mL, Temperature after 24 hrs: 60° or higher	12



STAINLESS STEEL THERMAL CARAFES *



FEATURES

- Vacuum liner with excellent heat retention (6 hrs./77.2°C or 24 hrs/49.4°C)
- Ideal for hot or cold liquids
- Large Handle for safer and easier serving
- Boasts an unbreakable stainless steel interior
- Dishwasher safe

Item	Description	Quantity/Case (pcs.)
47444	1 L, Double-Wall Insulated	12
40563	1.2 L, Double-Wall Insulated	12
40564	1.5 L, Double-Wall Insulated	12
40565	2 L, Double-Wall Insulated	12
40566	Lid For Thermal Carafes - 90mm (dia.)	1



Stainless Steel Thermal Carafes

COFFEE URN WITH CHROME LEGS

FEATURES

- Complements any hotel beverage station, catering, or buffet operation
- Elegant mirror-finished stainless steel
- Designed with an elevated fuel can holder and comes with a cradle for chafing fuels cans
- Great for serving hot or cold beverages
- Ideal for coffee shops as well as home use

Item	46449
Description	12L/12.68 QT Stainless Steel Coffee Urn with Chrome Legs, 10.6" (Dia.) x 22"
Weight	10lb. / 4.5kg.
Quantity/Case (pcs.)	1



Stainless Steel Coffee Urn

ALUMINUM ALLOY STOVETOP ESPRESSO MAKER (6 CUPS)

NEW!



Item	47437
Material	Aluminum Alloy Polypropylene (PP) Handle
Capacity	6 cups (300 ml)
Weight	340 g
Dimensions (WxH)	3.5" x 7" / 9 x 18.5 cm

FRENCH FRY HOLDER

FEATURES

- Turning your classic side dishes to profitable gourmet appetizers
- Perfect for bars and restaurants of any size

Item	80255	80256
Description	1 Cone French fries stand basket holder, Two 2 oz/ 60 mL Ramekins Holder, Black Wire	3 Cones French fries stand basket holder, Black Wire
Quantity/Case (pcs.)	12	6



CONDIMENT SQUEEZE BOTTLES- 6PCS/SET



FEATURES

- Perfect for restaurants of any sizes, catering company and commercial kitchens

Item	Description	Color	Quantity/Case (pcs.)
40468	16 oz / 473 mL	Yellow - Mustard	1
40469	16 oz / 473 mL	Red - Ketchup	1
40470	16 oz / 473 mL	Clear - Vinegar	1
40471	24 oz / 710 mL	Yellow - Mustard	1
40472	24 oz / 710 mL	Red - Ketchup	1
40473	24 oz / 710 mL	Clear - Vinegar	1
40474	32 oz / 946 mL	Yellow - Mustard	1
40475	32 oz / 946 mL	Red - Ketchup	1
40476	32 oz / 946 mL	Clear - Vinegar	1



CEREAL DISPENSERS

FEATURES

- Great for serving trail mix, candy, or cereals
- Turn-style dispensing system knob ensures measured portions for each turn
- Robust and solid for day to day use

Item	80530	80531
Description	7.5 L / 33.8oz Cereal Dispenser	7.5 L / 33.8oz (x2) Cereal Dispenser
Quantity/Case (pcs.)	1	1



PLASTIC CONDIMENT ORGANIZER WITH REMOVABLE COMPARTMENTS

FEATURES

- Compact design, suitable for limited counter space
- Removable plastic compartments make for easy cleaning



Item	43642		
Description	Aluminum/Polypropylene made Condiment Organizer Compartment Size: 11.5" x 5" x 4.25" Overall Dimensions: 12.37" x 12" x 16.75"		
Quantity/Case (pcs.)	1 set		

MOLCAJETE SALSA BOWLS *Sold by pack*



FEATURES

- Made from polypropylene
- Great for serving salsas, guacamole, and dips



Item	80980	80951	80981
Description	4 oz Molcajete Salsa Bowl, D 4" x H 1.6"	10 oz Molcajete Salsa Bowl, D 5.1" x H 2.8"	56 oz Molcajete Salsa Bowl, D 8.7" x H 4"
Quantity/Case (pcs.)	4	4	4

TORTILLA WARMER



FEATURES

- Made from polypropylene
- Great for serving and keeping warm tortillas



Item	80952		
Description	Tortilla Warmer with Lid, D 8.5" x H 2.625"		
Quantity/Case (pcs.)	12		

TACO SERVER



FEATURES

- Made from polypropylene
- Great for serving tacos, without worrying about them falling over




Item	80953		
Description	Taco Server, holds up to 4 tacos		
Quantity/Case (pcs.)	32		

STAINLESS STEEL TACO HOLDERS

FEATURES

- Made from stainless steel
- Great for serving tacos, without worrying about them falling over
- Elegant design



Item	47347	47348	47349
Description	Stainless steel taco holder, 1 - 2 slots	Stainless steel taco holder, 2 - 3 slots	Stainless steel taco holder, 3 - 4 slots
Quantity/Case (pcs.)	12	12	12

9" X 5" PLASTIC OVAL BASKET



FEATURES

- Variety of colors are available
- Dishwasher safe
- Great for serving with grease proof paper

Item	Description	Quantity/Case (pcs.)
80358	Brown Fast Food Basket 9 1/4" x 5 3/4" x 1 7/8"	12
80360	Red Fast Food Basket 9 1/4" x 5 3/4" x 1 7/8"	12
80361	Yellow Fast Food Basket 9 1/4" x 5 3/4" x 1 7/8"	12



10" X 7" PLASTIC OVAL BASKET



FEATURES

- Dishwasher safe
- Ideal for serving fries, bread, burgers or any appetizers

Item	Description	Quantity/Case (pcs.)
80354	Green Fast Food Basket 10 3/4" x 7 1/4" x 1 1/2"	12
80355	Black Fast Food Basket 10 3/4" x 7 1/4" x 1 1/2"	12
80356	Red Fast Food Basket 10 3/4" x 7 1/4" x 1 1/2"	12
80357	Yellow Fast Food Basket 10 3/4" x 7 1/4" x 1 1/2"	12



SIZZLING PLATTERS

FEATURES

- Maintain heat of your grilled meats
- Black wooden underliner avoids burning your servers and customers

Item	Description	Quantity/Case (pcs.)
80086	10" Aluminum Sizzling Platter	12
80087	11" Aluminum Sizzling Platter	12
80089	12" Aluminum Sizzling Platter	12
80090	Wood Underliner for Item 80086	12
80091	Wood Underliner for Item 80087	12
80092	Wood Underliner for Item 80089	12



Sizzling Platter with Wood Underliner

STAINLESS STEEL OVAL PLATTERS

FEATURES

- Durable stainless steel construction
- Perfect for appetizers, sides, and desserts
- Ideal for buffet and catering services

Item	Description	Quantity/Case (pcs.)
80805	Stainless Steel Oval Platter/Serving Plate 11 3/4" x 7 7/8"	12
80806	Stainless Steel Oval Platter/Serving Plate 13 5/8" x 9 1/2"	12
80807	Stainless Steel Oval Platter/Serving Plate 15 7/8" x 10 1/2"	12
80808	Stainless Steel Oval Platter/Serving Plate 17 7/8" x 12 1/4"	12
80809	Stainless Steel Oval Platter/Serving Plate 19 5/8" x 13 1/2"	12
80810	Stainless Steel Oval Platter/Serving Plate 21 5/8" x 15"	12



AU GRATIN OVAL DISHES

Item	Description	Quantity/Case (pcs.)
80796	8 oz Stainless Steel Au Gratin Serving Dish	12
80797	12 oz Stainless Steel Au Gratin Serving Dish	12
80798	15 oz Stainless Steel Au Gratin Serving Dish	12
80799	20 oz Stainless Steel Au Gratin Serving Dish	12



Au Gratin Oval Dishes

STAINLESS STEEL FROTHING JUG/PITCHER

FEATURES

- Perfect for coffee shops as well as home use
- Ideal for foaming milk for cappuccino and latte

Item	Description	Quantity/Case (pcs.)
80032	14 oz/ 414 mL, Stainless Steel	25
80033	20 oz/ 591 mL, Stainless Steel	25
80034	33 oz/ 976 mL, Stainless Steel	25
80004	50 oz/ 1479 mL, Stainless Steel	25
80037	66 oz/ 1952 mL, Stainless Steel	25



80032

SAUCE CUPS

FEATURES

- Stainless steel construction
- Perfect for restaurants, diners, or bars
- Great for serving condiments

Item	Description	Quantity/Case (pcs.)
80821	1.5 oz Stainless Steel Dipping Sauce Cup	12
80822	2.5 oz Stainless Steel Dipping Sauce Cup	12
80823	4 oz Stainless Steel Dipping Sauce Cup	12



80821

80823

STAINLESS STEEL FLATWARE CYLINDERS

FEATURES

- Perfect for self-serve stations
- Great for storing forks, knives, and spoons

Item	Description	Quantity/Case (pcs.)
80814	Stainless Steel Perforated Flatware Cylinder/Utensil Holder	12
80815	Stainless Steel Solid Flatware Cylinder/Utensil Holder	12
80816	Stainless Steel Flatware Cylinder - 4 holes (2 tier holder)	1
80817	Stainless Steel Flatware Cylinder - 6 holes (2 tier holder)	1



80814

80815

80816

CREAM SERVERS

FEATURES

- Stainless steel construction
- Great addition to your restaurant, buffet, or any other events

Item	80819	80820
Description	Stainless Steel Server with Stackable Cover, 10oz Capacity	Stainless Steel Server with Knob, 10oz Capacity
Quantity/Case (pcs.)	12	12



BELL CREAMERS

FEATURES

- Sleek design, while providing consistent pour
- Ideal for any restaurants, cafes, and hotels

Item	Description	Quantity/Case (pcs.)
80800	3oz Stainless Steel Bell Creamers	12
80801	5oz Stainless Steel Bell Creamers	12
80802	8oz Stainless Steel Bell Creamers	12
80803	10oz Stainless Steel Bell Creamers	12



BELL PITCHERS

FEATURES

- Made of stainless steel

Item	Description	Quantity/Case (pcs.)
80858	2 QT Stainless Steel Bell Pitcher	1
80859	3 QT Stainless Steel Bell Pitcher	1
80860	2 QT Stainless Steel Bell Pitcher with Ice Guard	1
80861	3 QT Stainless Steel Bell Pitcher with Ice Guard	1



WINE BUCKETS

FEATURES

- Stainless steel construction
- Excellent temperature retention
- Perfect for table or room service

Item	Description	Quantity/Case (pcs.)
80833	4 QT Stainless Steel Wine Bucket with Ring Handle	6
80834	4 QT Stainless Steel Wine Bucket with Knob Handle	6
80836	8 QT Stainless Steel Wine Bucket with Knob Handle	6



WINE BUCKET STANDS *Wine bucket not included*

FEATURES

- Elegant way to display wine buckets
- Three legs for sturdy construction
- Ideal for restaurants, bars, or any dining establishments

Item	Description	Quantity/Case (pcs.)
80835	Stainless Steel Wine Bucket Stand for 4 QT Wine Buckets	1
80838	Chrome-coated Wine Bucket Folding Stand for 8 QT Wine Buckets	1
80837	Chrome-coated Wine Bucket Stand for 8 QT Wine Buckets	1



MESS TRAY (6 COMPARTMENT)

FEATURES

- Ideal for cafeterias and hospitals

Item	80776
Description	12" x 16" Stainless Steel Mess Tray/Divided dinner plate (6 compartment), 0.4mm Thickness
Quantity/Case (pcs.)	12



Stainless Steel Mess Tray

ROUND SERVIING TRAYS

FEATURES

- Ideal for restaurants, buffets, or catering events
- Perfect for presenting and serving your appetizers, desserts, or any other pastries

Item	80811	80812	80813
Description	12" Stainless Steel Round Serving Trays	14" Stainless Steel Round Serving Trays	16" Stainless Steel Round Serving Trays
Quantity/Case (pcs.)	12	12	12



Stainless Steel Round Serving Trays

SHERBET DISH

Item	44449
Description	Stainless Steel construction, 3.5oz Capacity, 4" x 2"
Quantity/Case (pcs.)	12



44449

CHROME TRAY STAND

FEATURES

- Equipped with two stretched secure belts on top to form sturdy platform
- Designed to be foldable for portability and easy storage

Item	39617
Description	Chrome Bar Tray Stand, 19" x 16" x 31", Equipped with two stretched secure belts on top
Quantity/Case (pcs.)	1



39617

NON-SLIP SERVICE TRAY 

FEATURES

- Made of plastic and coated in rubber-like Material that keeps dinnerwares from slipping
- Withstands temperature up to 150°F /65.55° C
- Hand washing is recommended

Item	Description	Color	Quantity/Case (pcs.)
80111	Round 11" / 279mm	Black	12
80112	Round 11" / 279mm	Brown	12
80109	Round 14" / 356mm	Black	12
80110	Round 14" / 356mm	Brown	12
80113	Round 16" / 406mm	Black	12
80114	Round 16" / 406mm	Brown	12
80115	Rectangular 18" x 14" / 457mm x 356mm	Black	12
80116	Rectangular 18" x 14" / 457mm x 356mm	Brown	12
80107	Oval 26" x 22" / 660mm x 559mm	Black	6
80108	Oval 26" x 22" / 660mm x 559mm	Brown	6



FASTFOOD TRAY 

FEATURES

- Economical, light weight, polypropylene construction
- Scratch-resistant basket weave design, ensures skid-resistant surface and reduces slipping

Item	Dimensions	Color	Quantity/Case (pcs.)
80093	12" x 16" / 305mm x 406mm	Brown	25
80094	12" x 16" / 305mm x 406mm	Gray	25
80095	12" x 16" / 305mm x 406mm	Green	25
80096	12" x 16" / 305mm x 406mm	Black	25
80097	12" x 16" / 305mm x 406mm	Orange	25
80098	12" x 16" / 305mm x 406mm	Red	25
80099	12" x 16" / 305mm x 406mm	Burgundy	25
80100	14" x 18" / 356mm x 457mm	Brown	25
80101	14" x 18" / 356mm x 457mm	Gray	25
80102	14" x 18" / 356mm x 457mm	Green	25
80103	14" x 18" / 356mm x 457mm	Black	25
80104	14" x 18" / 356mm x 457mm	Orange	25
80105	14" x 18" / 356mm x 457mm	Red	25
80106	14" x 18" / 356mm x 457mm	Burgundy	25



Fast Food Trays



KEEP YOUR FOOD AT THE PERFECT SERVING TEMPERATURE FOR HOURS!

Omcán's chafing dishes are constructed of high quality stainless steel and boasts a shiny, professional finish. This chafing dish complements any buffet, restaurant, banquet, or catering services. It's designed to distribute heat evenly, keeping the food warm for hours. Fuel not supplied.

CHAFING DISHES/CHAFERS



FEATURES

- Stainless steel
- Ideal for catering events, hotels, restaurants
- Fuel not included



CHAFING DISH/CHAFERS

Item	31354	41821	80527
Description	Chafing Dish/Chafer with Foldable Legs	Stainless Steel Roll Top Chafing Dish/Chafer	Round Stainless Steel Roll Top Chafing Dish/Chafer
Pan Size	12" x 20" x 3.5"	20.75" x 12.75" x 2.5"	15.37" (Dia.) x 2.5" deep
Capacity	8.5 L / 9 QT	9 L / 9.5 QT	5.7 L / 6 QT
Fuel Holder	2	2	1
Dimensions (DWH)	14" x 22.75" x 12"	18" x 25.25" x 17.25"	19.25" (Dia.) x 18" (20.5" with open lid)



ADDITIONAL CHAFER FOOD PAN ROUND 15" DIA FOR 80527

NEW!

Item	81014	81016
Description	Food pan for 80527	Divided food pan for 80527
Pan Size	15.37" (Dia.) x 2.7" deep	15.37" Diameter x 2.5" deep
Capacity	6 QT / 5.6 L	5.5 QT / 5.2 L
Gross Weight	3 lb. / 1.4 kg.	3 lb. / 1.4 kg.
Gross Dimensions	16" x 16" x 3"	16" x 16" x 3"



81016



81014

CHAFER WICK FUEL

FEATURES

- Odorless, eco-friendly, and reliable solution for long-lasting heat

Item	44578	44579	44580
Description	2 hours burn time	4 hours burn time	6 hours burn time
Pan Size	2.5" x 2"	3" x 2"	3" x 2.7"
Capacity	2.65 oz / 75g	5.12 oz / 145g	7.4 oz / 210g
Quantity/Case (pcs.)	48	24	24



Food Preparations

COUNTERTOP VERTICAL FRUIT AND VEGETABLE WEDGE CUTTER



FEATURES

- Cut fruit and vegetable wedges
- Sharp stainless steel blades
- Great for cutting lemons, limes, potatoes, oranges, and tomatoes



Close-up Shot



6 Slice



8 Slice

Item	41864	41865
Description	Vertical Wedge Cutter, 6 Slice	Vertical Wedge Cutter, 8 Slice



41864

CUT STYLE GUIDE

Foods	Cut Style
Lemon Lime Orange Tomatoes Onion Potatoes	Wedge


COUNTERTOP VERTICAL FRUIT AND VEGETABLE SLICER



FEATURES

- Slice fruits and vegetables
- Sharp stainless steel blades
- Great for slicing onions, lemons, potatoes, limes, tomatoes, and oranges

Item	41862	41863
Description	Countertop Vertical Fruit and Vegetable Slicer, 3/16" Cutter Blade	Countertop Vertical Fruit and Vegetable Slicer, 1/4" Cutter Blade



41862

Result



41863

(Storage container is sold separately)

CUT STYLE GUIDE

Foods	Cut Style
Onions Squash Limes Potatoes Lemons Oranges	Slice

COUNTERTOP VERTICAL FRUIT AND VEGETABLE SLICER



FEATURES

- Chop lettuce in the fraction of the time
- Sharp scalloped blades, designed to cut 1" x 1" squares
- Comes with non-slip feet for extra stability

Item	41866
Description	1"x1" Vegetable Cutter

CUT STYLE GUIDE

Foods	Cut Style
Lettuce Cabbage 3" Onions Bell Pepper Cucumbers Cantaloupes Cooked Chicken	Shred Slice



41866

POTATO FRY/WEDGE CUTTER

FEATURES

- Body and Handle are made of heavy-duty cast iron
- Assembly frame pusher block and cutting frame are made of stainless steel
- Designed to be wall-mounted or place on table top
- Available with 1/4" blade or 3/8" cut blade
- Additional potato cutter frames also available
- Some assembly required

Item	Description
24489	Potato Cutter with 1/4" blade
24242	Potato Cutter with 3/8" blade
24598	Potato Cutter with 1/2" blade
24243	Blade for Potato Cutter and pusher - 1/4"
24244	Blade for Potato Cutter and pusher - 3/8"
24245	Blade for Potato Cutter and pusher - 1/2"
24246	Potato Cutter Wedges Blade and pusher - 6 Slices
24247	Potato Cutter Wedges Blade and pusher- 8 Slices



CUT STYLE GUIDE	
Foods	Cut Style
Onions Celery Peppers Tomatoes Potatoes Apples Pears	Wedge Dice



WALL MOUNTED VERTICAL POTATO FRY CUTTER




FEATURES

- Designed to easily and effectively slice potatoes
- Comes with interchangeable French fry cutting blades
- Designed for easy disassembling, making cleaning safe and easy

Item	Description	Weight
41857	1/4" Cutter Blade, 8"W x 14.5"D x 16.75"H (Open) / 15.75"H (Closed)	9 lb. / 4 kg.
41856	3/8" Cutter Blade, 8"W x 14.5"D x 16.5"H (Open) / 15.75"H (Closed)	9 lb. / 4 kg.
41858	1/2" Cutter Blade, 8"W x 14.5"D x 16.75"H (Open) / 15.75"H (Closed)	9 lb. / 4 kg.



CUT STYLE GUIDE	
Foods	Cut Style
Onions Celery Peppers Tomatoes Potatoes Apples Pears	Dice



COUNTERTOP VERTICAL POTATO CUTTER



FEATURES

- Designed to easily and effectively slice potatoes.
- Comes equipped with four non-skid feet for added stability
- Sharp, interchangeable stainless steel cutting grid
- Built with a heavy duty metal frame ensures long lasting performance

Item	Description
41860	1/4" Cutter Blade, 8"D x 8"W x 18.75"H, Weight: 5.65 lb.
41859	3/8" Cutter Blade, 8"D x 8"W x 18.75"H, Weight: 5.65 lb.
41861	1/2" Cutter Blade, 8"D x 8"W x 18.75"H, Weight: 5.65 lb.



CUT STYLE GUIDE	
Foods	Cut Style
Onions Celery Peppers Tomatoes Potatoes Apples Pears	Dice

SPIRAL POTATO FRY CUTTER

FEATURES

- Easy to use
- Cuts fries in continuous spiral shape

Item	Description
42159	Spiral Potato Fry Cutter



CUT STYLE GUIDE	
Foods	Cut Style
Potatoes Apples	Spiral

MANUAL TOMATO SLICER



FEATURES

- Cast aluminum and stainless steel
- Cut tomato quickly and precisely without crushing the shape
- Reduces preparation time while keeping your tomato nice and clean

Item	Description
10929	Cast Aluminum and Stainless Steel 1/4" Tomato Slicer
10930	Cast Aluminum and Stainless Steel 3/16" Tomato Slicer
10048	Replacement Blades for Item 10929
10049	Replacement Blades for Item 10930



MANDOLINE WITH 5 INTERCHANGEABLE BLADES



FEATURES

- Comes with 5 interchangeable cutting blades and a plastic hand pusher
- Rubber coated Handles and feet
- Top levers allow thickness adjustments to 3/8"

Item	13659
Description	Stainless steel mandoline vegetable slicer, Sizes for the julienne blades are 4.5mm, 7mm, 10mm



APPLE PEELER AND CORER

FEATURES

- Helps you to peel, slice and core apples in seconds
- Made with stainless steel and painted red base
- Great tool for making healthy snack, salad, and pastries

Item	10829
Description	1 Apple Peeler and Corer



MANUAL PEELER

FEATURES

- Equipped with a razor sharp blade for easy peeling

Item	14142
Description	Manual Peeler
Quantity/Case (pcs.)	10



CRINKLE CUT SERRATOR

FEATURES

- Made of durable stainless steel with easy to grip wooden Handle
- Perfect for making crinkle-cut fries and hash browns

Item	80006
Description	7" / 178mm - Stainless steel serrator with wood Handle
Quantity/Case (pcs.)	12



TABLETOP PINEAPPLE CORER AND PEELER MACHINE



FEATURES

- No electricity required
- High-quality 304 Stainless Steel Blades. 2 blade sizes 89" and 95" blade cover.
- Durable metal construction withstands long-lasting use.
- Tabletop design is easy to install, remove and clean.
- Safety system: Polyethylene Slide, Safety Pin, Pushing Wedge to prevent the pusher from falling down

Item	47415
Description	Tabletop Pineapple Corer and Peeler Machine With Stainless Steel 89" AND 95" Blades
Gross Weight	29 lb. / 13.15 kg.
Gross Dimensions	14" x 10" x 26.8"
Quantity/Case (pcs.)	1



47415

TABLETOP STAINLESS STEEL PINEAPPLE CUTTING MACHINE



FEATURES

- Food-grade stainless steel body and blade
- Adjustable with bottom gage for precision cuts
- Serrated holding strips keep the pineapple secure and the cut clean.
- Non-slip feet

Item	48890
Description	Tabletop Stainless Steel Pineapple Guillotine Cutting Machine
Net Dimensions	17" x 12" x 7" / 432 x 305 x 178 mm
Net Weight	14 lb. / 6.4 kg.
Gross Weight	15 lb. / 6.8 kg.
Quantity/Case (pcs.)	1



48890

BOX GRATER

FEATURES

- Easily grate and slice your vegetables, potatoes, or cheese
- Stainless steel construction
- Easy to use and clean.

Item	80736	80737
Description	Stainless Steel Tapered Box Grater	Stainless Steel Tapered Box Grater
Dimensions	9" x 4" x 3.24"	9" x 4" x 4"
Quantity/Case (pcs.)	12	12



80736



80737

STAINLESS STEEL CHESTNUT ROASTER WITH PORTABLE BATTERY OPERATED MOTOR



FEATURES

- Built with stainless steel base and polished cast iron cooking plate top
- Comes with stainless steel spatula and crepe batter spreader

Item	47315
Model	CE-IT-0601
Description	Motor is using D 1.5V battery



DIAL SPRING SCALE

FEATURES

- Enameled steel construction
- Not legal for trade

Item	Description	Increments	Dimensions
46752	Dial Spring Scale 2.2 lb.	2.2 lb. x 0.2 oz	10" x 9" x 10"
46753	Dial Spring Scale 4.4 lb.	4.4 lb. x 0.4 oz	10" x 9" X 10"
46446	Dial Spring Scale 11 lb.	11 lb. x 0.7 oz	8.3" x 5.5" x 8.3"
10845	Dial Spring Scale 22 lb.	22 lb. x 1 oz	11" x 9" x 11"
10848	Dial Spring Scale 44 lb.	44 lb. x 2 oz	10.25" x 9.5" x 10.25"
10849	Dial Spring Scale 55 lb.	55 lb. x 4 oz	12" x 9.5" x 12.5"
10854	Dial Spring Scale 110 lb.	110 lb. x 8 oz	8.75" x 8" x 8.75"



Dial Spring Scale

PLATFORM SCALE

FEATURES

- Ideal for a wide variety of applications including food preparation
- Large, easy to read dials with both "LB" and "Kg." measure
- A zero adjust allows for compensation
- Not legal for trade

Item	10843	10840	10842
Weight Capacity	Max. 50 kg. / 110 lb. Min. 1 kg. / 2.2 lb.	Max. 100 kg. / 220 lb. Min. 2 kg. / 4.4 lb.	Max. 200 kg. / 440 lb. Min. 5 kg. / 11 lb.
Dimensions	24.5" x 12.3" x 38.8"	24.5" x 12.3" x 38.8"	35.5" x 21.3" x 49.3"
Scale Gross Dimensions	36" x 12" x 4"	36.5" x 13.4" x 8.7"	45" x 15" x 10"
Platform Gross Dimensions	23" x 12" x 5"	26" x 14.4" x 6.7"	38" x 24" x 10.9"



Platform Scale

HANGING SCALE

FEATURES

- Easy to read dials with both "LB" and "Kg." measure
- Not legal for trade.

Item	43827
Description	15.7" x 15.7" x 8.7", Hanging Dial Scale, 10 kg. / 22 lb.
Quantity/Case (pcs.)	22 lb. x 2 oz / 10 kg. x 50 g



23815

TIMERS

Item	47226	47227	47228
Description	Stainless Steel Timer, 60 Minutes	LCD Digital Timer, Hour/Minute	LCD Digital Timer, Minute/Second
Quantity/Case (pcs.)	12	12	12



47226



47227



47228

SALAD SPINNER *Available in Canada only*

FEATURES

- Sealed rotating system to ensure food safety
- Meets the FDA's hygiene standards
- Comes with a non-slip Handle that can be rotated in different directions

Item	43637	43454
Description	9.5L salad spinner 15.7"(Dia.) x 18.5"(H)	19L salad spinner 18.3" (Dia.) x 22.24"(H)
Weight	7.21 lb. / 3.27 kg.	9.36 lb. / 4.25 kg.



43454

ALUMINUM SCOOP WITH FLAT BOTTOM

FEATURES

- Single-piece construction for better durability
- Straight front-edge and tapered end for reaching bottoms and corners
- Ideal for ice, flour, and any bulk ingredients

Item	80117	80118	80119	80120
Description	4 oz / 118 mL	7 oz / 207 mL	16 oz / 473 mL	24 oz / 710 mL
Quantity/Case (pcs.)	12	12	12	12



80117

ICE SCOOP

FEATURES

- Perfect for scooping ice, flour, and/or any other bulk ingredients
- Made of stainless steel

Item	80846
Description	4 oz Stainless Steel Ice Scoop
Quantity/Case (pcs.)	12



80846

ALUMINUM SCOOP WITH ROUND BOTTOM

FEATURES

- One-piece seamless design and the grooved Handles give the scoops extra strength
- Compared to plastic scoops, aluminum scoops are break resistant
- Perfect for scooping many small items, such as spices, bulk, sugar and ice

Item	Description	Quantity/Case (pcs.)
27679	5 oz Aluminum Scoop	12
27680	12 oz Aluminum Scoop	12
27681	24 oz Aluminum Scoop	12
27682	38 oz Aluminum Scoop	12
27683	58 oz Aluminum Scoop	12
27684	85 oz Aluminum Scoop	12



27682



27683



27684

CLEAR PLASTIC UTILITY SCOOP



FEATURES

- Lightweight and easy to clean
- Good alternative to metal scoops
- Perfect for scooping many small items, such as spices, bulk, sugar and ice

Item	Description	Quantity/Case (pcs.)
80322	6 oz Clear Plastic	12
81024	12 oz Clear Plastic	48
81025	24 oz Clear Plastic	72
80323	32 oz Clear Plastic	12
80324	64 oz Clear Plastic	12



NEW!

NEW!

ALUMINUM LIQUID MEASURING CUP

FEATURES

- Light-weight and reliable
- Constructed with riveted Handles
- Increment lines for dry and liquid ingredient
- Available sizes are ½ qt, 1 qt, 2 qt and 4 qt

Item	80400	80401	80402	80403
Weight Capacity	1/2 QT/ 480 mL	1 QT/ 950 mL	2 QT/ 1900 mL	4 QT/ 3800 mL
Quantity/Case (pcs.)	12	12	12	12



80401

STAINLESS STEEL MEASURING CUP SET

FEATURES

- Perfect for measuring flour, and/or any other bulk ingredients

Item	44450
Description	4-piece cup set - 1/4 Cup (60 mL), 1/3 Cup (80 mL), 1/2 Cup (125 mL), 1 Cup (250 mL)
Quantity/Case (pcs.)	1



44450

CLEAR POLYCARBONATE MEASURING CUPS



FEATURES

- Molded, one-piece polycarbonate construction resists chips and cracks.
- Raised external markings on a matte finish displays both quarts and liters.
- Ideal for home use and commercial kitchens.
- Neatly stackable for easy storage.
- The tapered, open Handle allows for easy use and a stable grip.
- Dishwasher and freezer safe.

Item	Description	Quantity/Case (pcs.)
80570	Polycarbonate Measuring Cup- 0.26 QT / 250 mL	12
80571	Polycarbonate Measuring Cup- 0.53 QT / 500 mL	12
80572	Polycarbonate Measuring Cup- 1 QT/ 1000 mL	12
80573	Polycarbonate Measuring Cup- 2 QT / 1900 mL	12
80574	Polycarbonate Measuring Cup- 4 QT / 3800 mL	12
80575*	Polycarbonate Measuring Cups- 5 pcs. /set	1



80575

DREDGERS

FEATURES

- Use these shakers for sugar, spices, and other condiments
- Ideal for pizza shops, coffee shops, or any busy kitchen operations

Item	Description	Quantity/Case (pcs.)
80742	10 oz Stainless Steel Dredge with Handle	12
80743	10 oz Stainless Steel Dredge without Handle	12
80744	10 oz Aluminum Dredge with Handle	12
80745	10 oz Aluminum Dredge without Handle	12



80742

80743



80744

80745

PLASTIC BUCKET OPENER

FEATURES

- Dishwasher safe
- For heavy-duty applications
- Sturdy one-piece safely removes lids without distorting

Item	43053	13946
Description	Narrow Plastic Bucket Opener 8"	Heavy-Duty Rugged Aluminum Bucket Opener 21"
Quantity/Case (pcs.)	1	1



COMMERCIAL MANUAL CAN OPENERS

FEATURES

- Designed for medium duty
- Convenient and easy way to open all sizes of cans
- Gears and knives can be removed for easy clean up and replacement
- Made of rugged cast iron construction

Item	Description	Quantity/Case (pcs.)
10576	Can Opener (Edlund 11") # 1 with standard base. Industry Standard. For use with cans up to 11" high	1
10577	Can Opener (Edlund 7") # 2 with standard base. Industry Standard. For use with cans up to 7" high	1
14826	Edlund # 1 Knife	1
14831	Edlund # 2 Knife	1
14821	Edlund # 1 Gear	1
14822	Edlund # 2 Gear	1



ECONOMY CAN OPENERS

FEATURES

- Item 10582 For use with cans up to 11" high. The OC-CO line is fully compatible and interchangeable with the industry standard
- Item 10583 Smaller Model, for cans up to 7". Parts are interchangeable with the industry standard

Item	Description	Quantity/Case (pcs.)
10582	Omcan #1 Can Opener	1
10583	Omcan #2 Can Opener	1
14717	Omcan # 1 Knife	1
14736	Omcan # 2 Knife	1
14720	Omcan # 1 Gear	1
14726	Omcan # 2 Gear	1



Tre Spade Mills



TRE SPADE pepper and salt mills are made from traditional Italian products from PEFC-certified beech wood, guaranteeing correct and sustainable wood and forest management through rigorous environmental, social and economic standards.

The pepper mill mechanisms are made with:

- TRE SPADE conic mechanisms of special tempered steel with mechanically produced precision teeth, and come with a 25-year guarantee
- Steel shaft with anti-rust surface coating

The salt mill mechanisms are made with:

- TRE SPADE conic ceramic mills made in Italy
- Aluminum shaft

HISTORY OF TRE SPADE



Tre Spade, founded in 1894, has always been a family business with a strong dedication to handcrafted production with its roots in the green hills of Canavese, a small region North of Turin, Italy. Tre Spade has a long tradition of quality.

While initially only producing hot-forged tools, the company began making coffee grinders soon afterwards, which quickly grew into their main business. It acquired market leadership and has maintained that position for over seventy years.

In the 1920's the company started producing pepper mills - both the inner mechanism (the heart of the object) and the wooden body.



CLASSIC COLLECTION PEPPER MILLS

Item	Description	Material	Quantity/Case (pcs.)
43668	8-cm Pepper Mill	Long-Seasoning Beech Wood	1
43665	10-cm Pepper Mill	Long-Seasoning Beech Wood	1
43666	15-cm Pepper Mill	Long-Seasoning Beech Wood	1
43667	21-cm Pepper Mill	Long-Seasoning Beech Wood	1
43709	26-cm Pepper Mill	Long-Seasoning Beech Wood	1
43710	30-cm Pepper Mill	Long-Seasoning Beech Wood	1



CLASSIC COLLECTION

NABUCCO SERIES



Item	Description	Material	Quantity/Case (pcs.)
43690	15-cm Pepper Mill	Beech Wood - Black	1
43689	15-cm Pepper Mill	Beech Wood - Orange	1
43706	15-cm Salt Mill	Beech Wood - White	1
43708	15-cm Salt Mill	Beech Wood - Orange	1
43691	30-cm Pepper Mill	Light Italian Beech Wood	1
43692	30-cm Pepper Mill	Dark Italian Beech Wood	1
43693	30-cm Pepper Mill	Beech Wood - Green	1



TANCREDI SERIES - 30CM



Item	Description	Material	Quantity/Case (pcs.)
43684	30-cm Pepper Mill	Light Italian Beech Wood	1
43685	30-cm Pepper Mill	Dark Italian Beech Wood	1



TURANDOT SERIES - 26CM



Item	Description	Material	Quantity/Case (pcs.)
43675	26-cm Pepper Mill	Light Italian Beech Wood	1
43676	26-cm Pepper Mill	Dark Italian Beech Wood	1
43677	26-cm Pepper Mill	Orange Italian Beech Wood	1



TOSCA SERIES



Item	Description	Material	Quantity/Case (pcs.)
43669	15-cm Pepper Mill	Light Beech Wood & Acrylic Resin Base	1
43670	15-cm Pepper Mill	Dark Beech Wood & Acrylic Resin Base	1
43671	15-cm Pepper Mill	Green Beech Wood & Acrylic Resin Base	1
43672	15-cm Pepper Mill	Orange Beech Wood & Acrylic Resin Base	1
43698	15-cm Salt Mill	Light Beech Wood & Acrylic Resin Base	1
43699	15-cm Salt Mill	Green Beech Wood & Acrylic Resin Base	1
43700	15-cm Salt Mill	Orange Beech Wood & Acrylic Resin Base	1
43673	26-cm Pepper Mill	Light Beech Wood & Acrylic Resin Base	1
43674	26-cm Pepper Mill	Dark Beech Wood & Acrylic Resin Base	1
43701	26-cm Salt Mill	Light Beech Wood & Acrylic Resin Base	1
43702	26-cm Salt Mill	White Beech Wood & Acrylic Resin Base	1



BOHÈME SERIES



Item	43694
Description	15-cm Pepper Mill
Material	Dark Beech Wood
Quantity/Case (pcs.)	1



43694

SPICES COLLECTION

CHILI & NUTMEG GRINDER



Item	Description	Material	Quantity/Case (pcs.)
43696	13-cm Chili Grinder	Long Seasoned Beech Wood - Nut	1
43695	15-cm Nutmeg Grinder	Dark Italian Long Seasoned Beech Wood	1



43696

43695

ACRYLIC RESIN SALT AND PEPPER MILLS



Item	Description	Material	Quantity/Case (pcs.)
43703	10-cm Salt Mill	Acrylic Resin - Crystal Shape	1
43682	10-cm Pepper Mill	Acrylic Resin - Crystal Shape	1
43704	15-cm Salt Mill	Acrylic Resin - Diamond Shape	1
43683	15-cm Pepper Mill	Acrylic Resin - Diamond Shape	1



43704

43683

43703

43682

MANUAL COFFEE GRINDERS



FEATURES

- Coffee mills made in valuable seasoned wood and metal sheet
- All our coffee mills are equipped with the exclusive Tre Spade conic mechanisms in special tempered steel
- Easy and precise grinding regulation
- Very precise finishing
- 100g Hopper Capacity



43678



43679



43681



43680

Item	Description	Material	Quantity/Case (pcs.)
43678	6.1" x 5.12" x 8.27" Manual Coffee Grinder	Beech Wood and Steel Sheet	1
43679	5.7" x 3.54" x 8.66" Manual Coffee Grinder	Beech Wood and Steel Sheet	1
43681	12.2" x 9" x 13.77" Manual Coffee Grinder	Cast Iron and Beech Wood - Teal	1
43680	12.2" x 9" x 13.77" Manual Coffee Grinder	Cast Iron and Beech Wood - Brown	1

TIN-PLATED MANUAL MILL GRINDER

FEATURES

- Heavy-duty sturdy hand-cranked mill
- Ideal for grinding corn, soybeans, nuts, cereal, and more
- High quality cast iron construction
- Designed to securely clamp to any table or countertop with up to 1½ inches
- Adjustable grinding to control thickness (from course to fine)
- Ideal for home-use or low-volume operations

Item	41158
Description	15.5" x 11" x 14.75" Tin-plated Manual Mill Grinder



41158



02

Kitchen Utensils

Bakeware

REUSABLE COTTON PASTRY BAG WITH PLASTIC COATING

NEW!

Item	Capacity
48891	12" reusable cotton pastry bag with Plastic Coating
48892	14" Reusable Cotton Pastry Bag with Plastic Coating
48893	16" Reusable Cotton Pastry Bag with Plastic Coating
48894	18" reusable cotton pastry bag with Plastic Coating
48895	21" Reusable Cotton Pastry Bag with Plastic Coating
48896	24" Reusable Cotton Pastry Bag with Plastic Coating



SEAMLESS STAINLESS STEEL CAKE DECORATING SET

NEW!

Item	48897	48898
Description	26-pieces	52-pieces
Gross Weight	1 lb.	1 lb.
Gross Dimensions	6.3" x 5" x 1.7"	8.4" x 6.8" x 1.6"



SET OF 2 PASTRY TIP COUPLERS

NEW!

Item	48899
Description	Tip Couplers - 1 large (38 x 51 mm) and 1 small (24 x 35 mm)
Material	PP



13-INCH STAND AND COVER FOR PIZZA AND CAKES

FEATURES

- Ideal for bakeries, restaurants, or any places that sells baked goods
- Show off your pizzas, cakes, cupcakes, or pies

Item	80804	80876
Description	13" Stainless Steel Pizza Stand	12" Plastic Cover With Chrome Plated Handle
Quantity/Case (pcs.)	6	12



80804 & 80876
(Sold separately)

WHIPS

FEATURES

- Made of stainless steel
- Ideal for mixing eggs, sauces, and batter
- Thicker wire allows for a more thorough mixing or whipping of heavier food products

Item	Capacity	Quantity/Case (pcs.)
80072	Stainless Steel French Whip 10"/ 254 mm	10
80068	Stainless Steel French Whip 12"/ 305 mm	10
80070	Stainless Steel French Whip 14"/ 356 mm	10
80071	Stainless Steel French Whip 16"/ 406 mm	10
80065	Stainless Steel French Whip 18"/ 457 mm	10
80066	Stainless Steel French Whip 20"/ 508 mm	10
80073	Stainless Steel French Whip 22"/ 559 mm	10
80067	Stainless Steel French Whip 24"/ 610 mm	10
80041	Stainless Steel Piano Whip 10"/ 254 mm	10
80076	Stainless Steel Piano Whip 12"/ 305 mm	10
80082	Stainless Steel Piano Whip 14"/ 356 mm	10
80069	Stainless Steel Piano Whip 16"/ 406 mm	10
80054	Stainless Steel Piano Whip 18"/ 457 mm	10



STANDARD ALUMINUM ROLLING PINS

FEATURES

- Essential tool for any bakeries, pizzeria, or commercial kitchen
- Allows you to roll out dough with ease

Item	27676	27677	27678
Description	13" Aluminum Rolling Pin	15" Aluminum Rolling Pin	18" Aluminum Rolling Pin
Quantity/Case (pcs.)	6	6	6



PREMIUM ROLLING PINS - ELITE SERIES



FEATURES

- Preferred choice of most European top chefs
- Have been featured on Top Chef- France.
- Made with the highest quality Italian design
- Easy-roll ball bearings, polished aluminum or Teflon® (extremely smooth and stick-free)
- Delivers smooth motion that lets you uniformly spread the dough

Item	80228	80080	80081
Description	13" Elite - Non Stick Teflon® Coating Rolling Pin	13" Elite - Aluminum Rolling Pin	18" Elite - Aluminum Rolling Pin



DOUGH SCRAPERS

FEATURES

- Non-slip plastic Handle designed for ergonomic comfort and control
- Perfect tool for portioning dough or scraping leftover dough mix
- Blade is made of stainless steel
- Available in white or black Handle

Item	14200	14205
Description	6" Dough Scraper with black Handle	6" Dough Scraper with white Handle




SLICE PIE MARKERS

FEATURES

- Made of aluminum
- Helps you to mark cake cut evenly and ensures you to deliver the same portion
- 9-teeth each arm
- Removable knob for easy cleaning and space-efficient storage

Item	Capacity	Quantity/Case (pcs.)
34861	6 - Slice Pie Marker	12
34862	7 - Slice Pie Marker	12
34863	8 - Slice Pie Marker	12
34864	9 - Slice Pie Marker	12
34865	10 - Slice Pie Marker	12
34866	12 - Slice Pie Marker	12



PIE CUTTERS

FEATURES

- Made of stainless steel
- Blades that can cut from 6-8 portion slices
- Easy to use and clean,
- Perfect for pies up to 10" Dia.

Item	Capacity	Quantity/Case (pcs.)
80421	Stainless steel pie cutter, 6-cut	12
80422	Stainless steel pie cutter, 7-cut	12
80423	Stainless steel pie cutter, 8-cut	12



SILICONE BAKING MAT

FEATURES

- Non-stick surface
- Heat resistance (-40 to 250°C)
- Microwave and oven safe
- Easy to clean
- Eliminates the need to use butter, grease, oils, sprays, or parchment paper

Item	Description	Quantity/Case (pcs.)
43490	Full-size Silicone Baking Mat, 24.5" x 16.5"	4
43491	Half-size Silicone Baking Mat, 16.5" x 11.75"	4



STAINLESS STEEL ROTARY SIFTER

FEATURES

- Stainless steel construction
- 8-cup Capacity with wire mesh reinforcement.

Item	Description	Quantity/Case (pcs.)
80424	8 Cups Stainless Steel Rotary sifter, 6" x 6 6/8"	12




ALUMINUM SHEET PAN EXTENDER

FEATURES

- Turn your 1/4, 1/2 or full size sheet pans into commercial bake wares
- Designed with flat top edges for easy lifting and handling

Item	Description	Quantity/Case (pcs.)
80254	1/4-Size Sheet Pan Extender, 9 1/2" x 13", 2"H	12
80253	1/2-Size Sheet Pan Extender, 13" x 18", 2"H	12
80252	Full Size Sheet Pan Extender, 18" x 26", 2"H	12



80254 / 80253 / 80252

STAINLESS STEEL MIXING BOWLS

FEATURES

- Perfect for mixing cookies, coating vegetables or preparing meats

Item	Description	Weight	Dimensions (Dia. x H)	Quantity/Case (pcs.)
44440	0.75 QT	0.15lb. / 68g	6.3" x 2"	12
44441	1.5 QT	0.3lb. / 126g	8" x 3"	12
44442	3 QT	0.4lb. / 188g	9.5" x 3.5"	12
44443	4 QT	0.56lb. / 252g	11" x 3.75"	12
44444	5 QT	0.6lb. / 278g	12" x 4"	12
44445	8 QT	0.73lb. / 332g	13.4" x 5"	12
44446	13 QT	1.15lb. / 520g	15.75" x 5.7"	12
44447	16 QT	1.3lb. / 590g	18" x 6.3"	12
44448	20 QT	1.85lb. / 840g	19" x 7.3"	12



Stainless Steel Mixing Bowls

ALUMINUM ROUND CAKE PANS

FEATURES

- Bake perfectly round shaped and visually appealing cakes

Item	Dia x H	Quantity/Case (pcs.)
44324	6" x 2" Round Cake Pan	12
44331	8" x 3" Round Cake Pan	12
44325	8" x 2" Round Cake Pan	12
44326	9" x 2" Round Cake Pan	12
44332	9" x 3" Round Cake Pan	12
44327	10" x 2" Round Cake Pan	12
44333	10" x 3" Round Cake Pan	12
44328	12" x 2" Round Cake Pan	12
44334	12" x 3" Round Cake Pan	12
44329	14" x 2" Round Cake Pan	12
44330	16" x 2" Round Cake Pan	12



44334



44328

ALUMINUM DOUGH PANS


FEATURES

- Perfect for storing and proofing dough
- Ideal for bakeries, pizzerias, and other restaurants

Item	Description	Quantity/Case (pcs.)
44320	8" x 2.6", 48 oz dough pan; stackable	12
44322	9" x 3.25", 96 oz dough pan; stackable	12
44321	Cover for item 44320	12
44323	Cover for item 44322	12



COMBI OVEN ACCESSORIES




Item	Description	Thickness	Dimensions	Quantity/Case (pcs.)
44367	Loading Grid for Griddle Grid	Edges - 5 mm (dia.) Inside - 3 mm (dia.)	12" x 20"	10
44547	Stainless Steel Oven Grid	Edges - 6 mm (dia.) Inside - 3 mm (dia.)	12" x 20"	10
44368	Non-stick Combi Grill	8 mm	12" x 20"	4
44369	Non-stick Grill and Pizza Tray	8 mm	12" x 20"	5
44546	SS Non-stick Multi Baker Pan, 8 molds	1.5 mm	12" x 20"	10
44365	Alum Non-stick Multi Baker Pan, 8 molds	1.5 mm	12" x 20"	10
44366	Non-stick Roasting and Baking Pans	1.5 mm	12" x 20"	10
44363	Granite Enamel Roasting Pan	1 mm	21" x 13" x 3/4"	3
44364	Granite Enamel Roasting Pan	1 mm	21" x 13" x 1 1/2"	3

FULL SIZE SHEET PAN CAKE MARKERS

FEATURES

- Mark your cakes to get the perfect serving sizes

Item	Capacity	Dimensions
81932	6 x 8 / 48 total slices	23.75" x 16.75"
81933	6 x 9 / 54 total slices	23.75" x 16.75"
81934	6 x 10 / 60 total slices	23.75" x 16.75"



COMBI FRENCH FRY TRAY

FEATURES

- Designed for draining excess grease from fried goodies french fries, potato wedges and onion rings

Item	80631
Description	304 Stainless steel construction, 12" x 20" x 1.5"
Quantity/Case (pcs.)	12



80631

ALUMINUM MUFFIN PANS

Item	80628	80629	80630
Description	12-cup, 0.8mm thickness	24-cup, 0.8mm thickness	12-cup, 0.8mm thickness
Cup Diameter	2 3/4" dia	2 3/4" dia	2 3/4" dia
Quantity/Case (pcs.)	12	12	12



80629

80630


80628

DOUGHNUT BASKET

FEATURES

- Nickel plated construction for durability
- Good for drying any baked goods

Item	80395	80886	80887	80888
Description	12" x 18" x 2" Doughnut Basket	10" x 26" x 2" Doughnut Basket	16" x 26" x 2" Doughnut Basket	18" x 26" x 2" Doughnut Basket
Quantity/Case (pcs.)	12	12	12	12



80395

DOUGHNUT SCREEN

FEATURES

- Nickel plated construction for durability
- Good for cooling, draining, and decorating baked goods

Item	80904	80905	80906
Description	17" x 25" Doughnut Screen	23" x 23" Doughnut Screen	23" x 33" Doughnut Screen



80904

Basting & Serving Spoons

SOLID BASTING SPOONS

Item	Description	Thickness	Quantity/ Case (pcs.)
80700	11" Stainless Steel Solid Basting Spoon	1 mm	12
80701	13" Stainless Steel Solid Basting Spoon	1 mm	12
80702	15" Stainless Steel Solid Basting Spoon	1 mm	12
80709	11" Heavy duty Stainless Steel Solid Basting Spoon	1.2 mm	12
80710	13" Heavy duty Stainless Steel Solid Basting Spoon	1.2 mm	12
80711	15" Heavy duty Stainless Steel Solid Basting Spoon	1.2 mm	12
80712	18" Heavy duty Stainless Steel Solid Basting Spoon	1.2 mm	12
80713	21" Heavy duty Stainless Steel Solid Basting Spoon	1.2 mm	12



PERFORATED BASTING SPOONS

Item	Description	Thickness	Quantity/ Case (pcs.)
80703	11" Stainless Steel Perforated Basting Spoon	1 mm	12
80704	13" Stainless Steel Perforated Basting Spoon	1 mm	12
80705	15" Stainless Steel Perforated Basting Spoon	1 mm	12
80714	11" Heavy duty Stainless Steel Perforated Basting Spoon	1.2 mm	12
80715	13" Heavy duty Stainless Steel Perforated Basting Spoon	1.2 mm	12
80716	15" Heavy duty Stainless Steel Perforated Basting Spoon	1.2 mm	12
80717	18" Heavy duty Stainless Steel Perforated Basting Spoon	1.2 mm	12
80718	21" Heavy duty Stainless Steel Perforated Basting Spoon	1.2 mm	12



SLOTTED BASTING SPOONS

Item	Description	Thickness	Quantity/ Case (pcs.)
80706	11" Stainless Steel Slotted Basting Spoon	1 mm	12
80707	13" Stainless Steel Slotted Basting Spoon	1 mm	12
80708	15" Stainless Steel Slotted Basting Spoon	1 mm	12
80719	11" Heavy-duty Stainless Steel Slotted Basting Spoon	1.2 mm	12
80720	13" Heavy-duty Stainless Steel Slotted Basting Spoon	1.2 mm	12
80721	15" Heavy-duty Stainless Steel Slotted Basting Spoon	1.2 mm	12
80722	18" Heavy-duty Stainless Steel Slotted Basting Spoon	1.2 mm	12
80723	21" Heavy-duty Stainless Steel Slotted Basting Spoon	1.2 mm	12



SOLID BASTING SPOONS WITH STOP-HOOK, POLYPROPYLENE HANDLE

Item	Description	Thickness	Quantity/Case (pcs.)
80727	11" Stainless Steel Solid Basting Spoon with Stop-Hook, Polypropylene Handle	1.2 mm	12
80728	13" Stainless Steel Solid Basting Spoon with Stop-Hook, Polypropylene Handle	1.2 mm	12
80729	15" Stainless Steel Solid Basting Spoon with Stop-Hook, Polypropylene Handle	1.2 mm	12



SLOTTED BASTING SPOONS WITH STOP-HOOK, POLYPROPYLENE HANDLE

Item	Description	Thickness	Quantity/Case (pcs.)
80733	11" Stainless Steel Slotted Basting Spoon with Stop-Hook, Polypropylene Handle	1.2 mm	12
80734	13" Stainless Steel Slotted Basting Spoon with Stop-Hook, Polypropylene Handle	1.2 mm	12
80735	15" Stainless Steel Slotted Basting Spoon with Stop-Hook, Polypropylene Handle	1.2 mm	12



PERFORATED BASTING SPOONS WITH STOP-HOOK, POLYPROPYLENE HANDLE

Item	Description	Thickness	Quantity/Case (pcs.)
80730	11" Stainless Steel Perforated Basting Spoon with Stop-Hook, Polypropylene Handle	1.2 mm	12
80731	13" Stainless Steel Perforated Basting Spoon with Stop-Hook, Polypropylene Handle	1.2 mm	12
80732	15" Stainless Steel Perforated Basting Spoon with Stop-Hook, Polypropylene Handle	1.2 mm	12



PERFORATED BASTING SPOONS WITH STOP-HOOK, POLYPROPYLENE HANDLE

FEATURES

- For all kitchen or restaurant activities
- Ergonomically designed for comfort

Item	21789
Description	11" Black Solid Spoon
Quantity/Case (pcs.)	12



POLYCARBONATE SERVING SPOON



FEATURES

- Ergonomically designed for comfort

Item	Description	Color	Quantity/Case (pcs.)
85098	11" Serving Spoon - Polycarbonate	Clear	12
85099	11" Serving Spoon - Polycarbonate	Black	12
85100	11" Serving Spoon - Polycarbonate	Red	12
80291	13" Serving Spoon - Polycarbonate	Clear	12
80292	13" Serving Spoon - Polycarbonate	Black	12
80293	13" Serving Spoon - Polycarbonate	Red	12



POLYCARBONATE PERFORATED SERVING SPOON



Item	Description	Color	Quantity/Case (pcs.)
85092	11" Perforated Serving Spoon - Polycarbonate	Clear	12
85093	11" Perforated Serving Spoon - Polycarbonate	Black	12
85095	13" Perforated Serving Spoon - Polycarbonate	Clear	12
85096	13" Perforated Serving Spoon - Polycarbonate	Black	12
85097	13" Perforated Serving Spoon - Polycarbonate	Red	12



POLYCARBONATE BUFFET SPOON



FEATURES

- Ergonomically designed for comfort

Item	Description	Color	Quantity/Case (pcs.)
80287	Buffet Spoon - Polycarbonate	Beige	12
80288	Buffet Spoon - Polycarbonate	Clear	12
80289	Buffet Spoon - Polycarbonate	Black	12
80290	Buffet Spoon - Polycarbonate	Red	12



SPAGHETTI SERVER

FEATURES

- Ideal for serving big portions of pasta
- Easy to clean and maintain

Item	80726
Description	13" Stainless Steel Spaghetti Server
Color	1mm
Quantity/Case (pcs.)	12




Butcher Accessories

PROSCIUTTO HOLDERS

FEATURES

- Designed for displaying and slicing a whole cured ham
- Sleek and easy to clean, and can be assembled in minutes

Item	48229 NEW!	19192
Description	Prosciutto Holder with Wooden Base and Rotating Handle	Vice 18/8 Stainless Steel hooks for Prosciutto and wooden base.
Quantity/Case (pcs.)	1	1



FISH PLIERS



Item	14235
Description	Lightweight and easy to use, designed for hard to reach places. The spring loaded for firm ring grip and for one-hand operation.
Quantity/Case (pcs.)	1



14235

HAND HELD FISH SCALERS

FEATURES

- Scale your fish with ease by using these hand held fish scalers
- Coated for food safety

Item	18355	18731
Description	Manual Stainless Steel Fish Scaler	Heavy-Duty Plastic Fish Scaler, Blue
Quantity/Case (pcs.)	10	1



18355

18731

MEAT SCRAPER

FEATURES

- Reversible blade allows versatility enabling the user to scrape either side
- Molded grip Handles for safe and comfortable use.

Item	Description	Quantity/Case (pcs.)
10459	Meat Scraper/Bone dust scraper, Polyethylene, Square, White	1
10460	Meat Scraper/Bone dust scraper, Stainless Steel - Square	1
10461	Meat Scraper/Bone dust scraper, Stainless Steel - Round	1
10462	Refill for Stainless Steel Meat Scraper/Bone dust scraper, Square	10
10463	Refill for Stainless Steel Meat Scraper/Bone dust scraper, Round	10



10461

10460

10459

SPIRAL FISH SCALER

FEATURES

- Designed with a series of small metal teeth or ridges, this spiral fish scaler is the perfect tool to effectively scrape of scales.


Item	47089
Material	Stainless steel scaler and Plastic handle

**HOG RING PLIERS**

FEATURES

- Lightweight and easy to use
- Designed for hard to reach places
- Spring loaded for firm ring grip and for one-hand operation

Item	10480
Description	Hog Ring Pliers, Spring Loaded
Quantity/Case (pcs.)	1



10480

PLASTIC BASTER

Item	80950
Description	Holds up to 1.5 oz. of fluids. 1 ½ oz. Plastic Baster with Red Bulb



80950

BACON HANGER

FEATURES

- 8 prongs
- Made of stainless steel

Item	10470
Description	Stainless Steel Bacon Hanger
Quantity/Case (pcs.)	10

**ROAST BEEF NEEDLE**

FEATURES

- Stainless steel roast beef needle with a plastic slip-resistant Handle.

Item	21259
Description	Roast Beef Needle - 12" Stainless Steel
Quantity/Case (pcs.)	6



21259

MEAT HAMMER

FEATURES

- Made of stainless steel
- Comes in various Weights; allows you to flatten your beef evenly

Item	10457
Description	Cast Aluminum Meat Hammer/Meat Tenderizer
Quantity/Case (pcs.)	12



10457

MEAT MALLETS

FEATURES

- Perfect for tenderizing with even the toughest of meat

Item	14218
Description	Meat mallet all plastic, 5" x 14.25"
Quantity/Case (pcs.)	1



14218

FLAVOUR/MARINADE INJECTORS



FEATURES

- Inject seasonings and marinades into large portions of meat
- Comes with 2 needles
- Item 10080 is adjustable for precise amounts on every squeeze

Item	10484	10080*
Description	4oz. Long meat pump including 2 needles - nickel plated brass	Pistol Grip Style Flavour/ Marinade Injector with 50ml clear polycarbonate barrel and dial settings for precise amounts



10080

10484

JERKY SHOOTER



FEATURES

- Food grade plastic tube ensures lasting reliability and are easy to clean
- Designed with a heavy-duty drive and plastic coated steel Handle, stainless steel rod, and durable plastic piston
- Comes with 2 nozzles

Item	23836
Description	15" Plastic Jerky Shooter
Net Weight	2 lb.
Gross Weight	2 .65 lb.
Gross Dimensions	22" x 8" x 3"



23836

ALUMINUM MANUAL MEAT TENDERIZER

FEATURES

- Easy way to tenderize boneless meat and save your cooking time
- Easy to clean.

Item	44507
Description	Die casting aluminum manual meat tenderizer/jerky slicer with plastic base (Mouth Opening: 5" x 1")
Net Weight	10 lb. / 4.5 kg.
Gross Weight	11.7 lb. / 5.3 kg.
Net Dimensions	12" x 9" x 18"
Gross Dimensions	14" x 7" x 18.5"



44507

NEEDLE MANUAL MEAT TENDERIZER WITH 18" DIA. ROUND BASE

FEATURES

- Ideal for butcher shops, restaurants, supermarkets and meat plants

Item	11060
Description	Stainless Steel Needle Manual Meat Tenderizer with 18" Dia. circular base (Clearance between the blades and base: 4.5")
Net Weight	65 lb. / 29.4 kg.
Gross Weight	18" x 18" x 37" (Handle included)
Net Dimensions	20" x 24" x 42"
Gross Dimensions	14" x 7" x 18.5"

**STAINLESS STEEL MANUAL MEAT TENDERIZER**

FEATURES

- Makes all boneless meat incredibly tender.
- Makes marinating time faster and reduces cooking time, while reserving juices
- Dishwasher safe
- Blades are made of quality stainless steel

Item	47494
Description	48 Needles
Net Weight	0.7 lb. / 0.3 kg.
Net Dimensions	6.1" x 1.4" x 4.5"
Gross Weight	3 lb. / 1.36 kg.
Gross Dimensions	8" x 6" x 3"

NEW!

**MINI KEBAB MAKER**

NEW!

FEATURES

- The Mini kebab maker cube is a great addition to your kitchen if you serve grilled delicacies like Spiedini, Gyros, Doner Kebabs and Arrosticini.
- With its compact and innovative design, the Mini kebab maker cube revolutionizes the way you prepare your grilled delicacies in your kitchen.


Item	47491
Meat Skewer Size	1.10" x 1.10"
Net Dimensions	8.25" x 8.25"
Gross Weight	14 lb. / 6.35 kg.
Gross Dimensions	10" x 10" x 11"

**KEBAB/SPIEDINI SKEWER**

FEATURES

- Mini kebab maker
- 169 possible skewer positions

Item	10881
Description	12" x 12" x 9" Kebab Skewer




STAINLESS STEEL STUFFING HORN



FEATURES

- Made of stainless steel and easy to use
- Ideal for boneless and semi-boneless cuts of meat



Item	Size	Front Opening	Rear Opening	Expansion Of Horn	Length Of Horn	Compatible Netting Sizes	Weight	Dimensions
10472	Small	3.5"	9"	7.25"	21.5"	12, 14, 16, 18, 20	6 lb. / 2.72 kg.	21.5" x 10" x 10.75"
10471	Medium	4"	10.5"	8.25"	26.5"	16, 18, 20, 22, 24, 26, 28	8 lb. / 3.6 kg.	26.5" x 10" x 12"
10473	Large	5"	13.5"	12"	32"	20, 22, 24, 28	10 lb. / 4.5 kg.	32" x 10" x 12.25"
46792*	Small	3.5"	9"	7.25"	21.5"	12, 14, 16, 18, 20	6 lb. / 2.72 kg.	21.5" x 10" x 10.8"
46791*	Medium	4"	10.5"	8.25"	26.5"	16, 18, 20, 22, 24, 26, 28	8 lb. / 3.6 kg.	26.5" x 10" x 12"
46793*	Large	5"	13.5"	12"	32"	20, 22, 24, 28	10 lb. / 4.5 kg.	32" x 10" x 12.3"

MEAT NETTING APPLICATOR TUBE – PLASTIC

FEATURES

- Tie your roast beef netting with ease

Item	Description	Dimensions (DWH)	Quantity/Case (pcs.)	Compatible Tyer Netting Size	Compatible Tyer Netting Item
10452	86mm (3.4")	6.5" x 9.5" x 17"	12	10	16684
10453	96mm (3.8")	6.5" x 9.5" x 17.5"	12	12	10513
10454	110mm (4.4")	6.5" x 9.5" x 18"	12	14	10514
10455	125mm (5")	6.5" x 9.5" x 18.25"	10	16	10515
10456	140mm (5.6")	6.5" x 9.5" x 19"	8	18, 20, 22, 24, 26, 28, 32	10516, 10517, 10518, 10519, 10520, 10521, 31838



Plastic Net Applicator

ROAST BEEF TYER NETTING

Item	Description	Quantity/Case (pcs.)/Roll	Compatible Netting Applicator Tube
16684	Roast Beef Tyer Netting, Size 10	50 yards	10452
10513	Roast Beef Tyer Netting, Size 12	50 yards	10453
10514	Roast Beef Tyer Netting, Size 14	50 yards	10454
10515	Roast Beef Tyer Netting, Size 16	50 yards	10455
10516	Roast Beef Tyer Netting, Size 18	50 yards	10456
10517	Roast Beef Tyer Netting, Size 20	50 yards	
10518	Roast Beef Tyer Netting, Size 22	50 yards	
10519	Roast Beef Tyer Netting, Size 24	50 yards	
10520	Roast Beef Tyer Netting, Size 26	50 yards	
10521	Roast Beef Tyer Netting, Size 28	50 yards	
31838	Roast Beef Tyer Netting, Size 32	50 yards	




Roast Beef Tyer Netting

SAUSAGE CASING PERFORATOR

FEATURES

- Designed ergonomically for comfortable grip

Item	14265
Description	Sausage Casing Perforator



14265

CERAMIC RODS *Sold by the case*

FEATURES

- Heat evenly distributes allowing your food be grilled to perfection

Item	Description	Quantity/Case (pcs.)
10064	5" Ceramic Rod	12
10065	7" Ceramic Rod	12
10066	8" Ceramic Rod	12
10068	8.5" Ceramic Rod	12
10063	10" Ceramic Rod	12



Ceramic Rod

BONING HOOK

FEATURES

- Secure meat in place for cutting
- Handle protects your hands from extreme temperature when processing your meat

Item	Description	Quantity/Case (pcs.)
46815	Boning Hook, 4", T-Shaped	1
10467	Boning Hook, 5", T-Shaped	1
10468	Boning Hook, 6", T-Shaped	1



10467/ 10468

STAINLESS STEEL HOOKS *Sold by case*

Item	Description	Quantity/Case (pcs.)
10508	Stainless Steel "S" Hook 60 X 3mm / 2.4" x 1/8"	12
10509	Stainless Steel "S" Hook 80 X 4mm / 3 X 3/16"	12
10495	Stainless Steel "S" Hook 100 X 4mm / 4 X 3/16"	12
10496	Stainless Steel "S" Hook 120 X 5mm / 4 1/2 X 3/16"	12
10497	Stainless Steel "S" Hook 140 X 5mm / 5 1/2 X 3/16"	12
17766	Stainless Steel "S" Hook 140 X 6mm / 5 1/2 X 1/4"	12
10498	Stainless Steel "S" Hook 160 X 6mm / 6 1/4 X 1/4"	12
10499	Stainless Steel "S" Hook 180 X 6mm / 7 X 1/4"	12
10500	Stainless Steel "S" Hook 180 X 8mm / 7 X 3/8"	12
10501	Stainless Steel "S" Hook 200 X 9mm / 7 3/4 X 7/16"	12
10502	Stainless Steel "S" Hook 220 X 10mm / 7 3/4 X 7/16"	12
10504	Stainless Steel "S" Hook 250 X 12mm / 10" X 1/2"	12
10506	Stainless Steel "S" Hook 300 X 12mm / 11 3/4" X 1/2"	12
10503	Stainless Steel "S" Hook - Swivel- 240 X 10mm / 9 1/2" X 7/16"	12
10505	Stainless Steel "S" Hook - Swivel- 270 X 12mm / 10 1/2" X 1/2"	12



Stainless Steel Hooks




Swivel Hook

STOCKINETTE HOOK

FEATURES

- Great for hanging meat which is ideal for butcher shops, restaurants and grocery stores

Item	10510
Description	Stainless Steel Stockinette Hook. Ideal For Hanging Hams
Quantity/Case (pcs.)	10



10510

HOG RINGS

Item	Description	Quantity/Case (pcs.)
19766	3/8" Galvanized blunt hog rings, 14 GA	1 lb./pack
19764	1/2" Galvanized blunt hog rings, 14 GA	1 lb./pack
19767	5/8" Galvanized blunt hog rings, 14 GA	1 lb./pack
19765	3/4" Galvanized blunt hog rings, 14 GA	1 lb./pack



19765 19767 19764 19766

SKEWERS

FEATURES

- Great for grilling kebabs, skewered vegetables or skewering fruit
- Comes in a variety of sizes

Item	Description	Quantity/Case (pcs.)
21756	10" Birch Skewers	1000
14080	6" Bamboo Skewers	100
14082	8" Bamboo Skewers	100
14083	10" Bamboo Skewers	100
14084	12" Bamboo Skewers	100



HAND SAW



FEATURES

- Ideal for grocery stores and butcher shops
- Can quickly cut through meat and bone

Item	Description	Quantity/Case (pcs.)
11435	19" Hand saw	1
11436	22" Hand saw	1
11437	25" Hand saw	1
11438	Hand saw handle kit	1
11439	19" Hand saw replacement blades	10
11440	22" Hand saw replacement blades	10
47440	22 5/8" Hand saw replacement blades	10
11441	25" Hand saw replacement blades	10



FILE CUTTING BOARD



FEATURES

- Made of polyethylene and stainless steel

Item	28355
Description	Filet Cutting Board 15.4" x 10.2" with Stainless Steel Drip Pan



28355

MEAT POUNDER

FEATURES

- Made of stainless steel • Comes in various Weights; allows you to flatten your beef evenly

Item	Description	Quantity/Case (pcs.)
10474	Meat/Cutlet Pounder, Stainless Steel, 800 g / 1.76 lb.	1
10475	Meat/Cutlet Pounder, Stainless Steel, 1000 g / 2.20 lb.	12
10476	Meat/Cutlet Pounder, Stainless Steel, 1500 g / 3.30 lb.	12
17105	Meat/Cutlet Pounder, Stainless Steel, 1700 g / 3.75 lb.	12
10477	Meat/Cutlet Pounder, Stainless Steel, 2000 g / 4.41 lb.	12
10478	Meat/Cutlet Pounder, Stainless Steel, 2500 g / 5.51 lb.	12



STAINLESS STEEL MANUAL MEAT GRINDERS

FEATURES

- Made of stainless steel, prevents it from rust
- Easy cleaning, and offer supreme durability
- Comes with machine plate (4.8mm hole size) and three stuffing tubes



Item	44418	44419	44420
Description	#10 Manual Meat Grinder	#22 Manual Meat Grinder	#32 Manual Meat Grinder
Working Capacity (lb.) Per Min.	2 - 3 lb. / 1 - 1.5 kg.	3 - 4 lb. / 1.5 - 2 kg.	5 - 6 lb. / 2 - 2.5 kg.
Machine Plate Size	3/16" / 4.8mm	3/16" / 4.8mm	3/16" / 4.8mm
Throat Opening	3.86 x 4.25"	4.02" x 5.12"	5.2" x 6.22"
Diameter Of Opening	2.75"	3.2"	4"
Stuffing Tubes	1/2", 3/4", 7/8"	1/2", 3/4", 7/8"	1/2", 3/4", 7/8"
Inside Diameter	1.5" x 2"	2.16" x 2"	2.16" x 3"
Dimensions (Body)	9" x 4.5" x 5.5"	9.25" x 5" x 7.28"	11.22" x 6.3" x 8"
Net Weight	8 lb. / 3.5 kg.	11 lb. / 5 kg.	18 lb. / 8 kg.
Net Dimensions	12.6" x 7" x 7"	12.6" x 5" x 7"	14" x 6.3" x 8"
Gross Weight	9 lb. / 4 kg.	12 lb. / 5.6 kg.	18 lb. / 8.3 kg.
Gross Dimensions	9.6" x 5.1" x 6.1"	10" x 5.7" x 8"	12" x 7.3" x 8.5"

CAST IRON MANUAL MEAT GRINDERS

FEATURES

- Made from cast iron
- Easy cleaning, and offer supreme durability.
- Comes with machine plate (4.8mm hole size) and stuffing tubes



Item	21792	23541	23542	11014
Description	#10 Clamp Style Manual Meat Grinder- Light-duty, plated	#12 Manual Meat Grinder Light-duty, plated	#22 Manual Meat Grinder Light-duty, plated	#32 Manual Meat Grinder Light-duty, plated
Machine Plate Size	3/16"(4.8mm)	3/16"(4.8mm)	3/16"(4.8mm)	3/16"(4.8mm)
Gross Weight	9 lb. / 4 kg.	8 lb. / 3.6 kg.	15 lb. / 6.8 kg.	25 lb. / 11.3 kg.
Gross Dimensions	5" x 8.5" x 6.25"	5" x 8.5" x 6.25"	6.25" x 10.25" x 7.5"	7" x 13" x 8.25"

Fast Food Restaurant Supplies

FRENCH FRY BAGGER

FEATURES

- Transfer even portion of fries
- Light-weight
- Perfect for commercial kitchens, cafeterias, catering companies, schools and bars

Item	80009	80038	80534
Description	French fry bagger with right Handle	French fry bagger with left Handle	French fry bagger with dual Handles
Quantity/Case (pcs.)	10	10	10

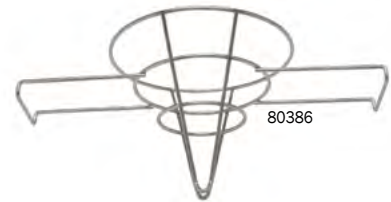


FRYER FILTER STAND

FEATURES

- Works great with 10" paper cone filters
- Chrome plated and designed with two Handles
- Great for sandwich shop, snack bars or seasonal concession stands

Item	80386
Description	Fryer Filter Stand 10"/ 254 mm
Quantity/Case (pcs.)	6



TACO SHELL FRYING BASKET

FEATURES

- Durable and safe to use

Item	47357
Description	6" Taco Shell Frying Basket, Holds up to 8 shells
Quantity/Case (pcs.)	6



TACO SALAD BOWL FRYING BASKET

FEATURES

- Durable and safe to use
- Available in round and triangular

Item	80387	80388
Description	18"/ 457 mm, Triangle Taco Salad Bowl Frying Basket	18"/ 457 mm, Round Taco Salad Bowl Frying Basket
Quantity/Case (pcs.)	12	12

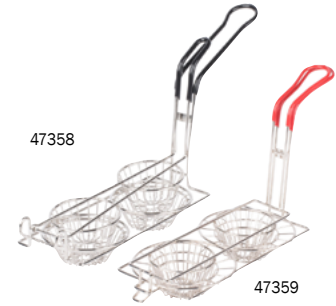


TACO SALAD BOWL FRYING BASKET

FEATURES

- Durable and safe to use
- Double cup to hold tortilla in place to make the perfect shape

Item	47358	47359
Description	6" Tortilla Double Taco Cup Fry Basket	8" Tortilla Double Taco Cup Fry Basket
Quantity/Case (pcs.)	12	12



TOSTADA FRYING BASKET

Item	47356
Description	Tostada Frying Basket, fits up to 18pcs, 6" tostada shells
Quantity/Case (pcs.)	8



NICKEL-PLATED IRON/STEEL FRYER BASKETS

FEATURES

- Designed for heavy-duty commercial applications
- Made from nickel-plated for long-lasting strength
- Handles are wrapped with heat-resistant plastic
- Basket comes with an integrated hook for easy draining and storage

Item	Description	Handle Length	Handle
80553	11" x 5 5/8" x 4 1/8" Iron Fryer Basket	10 1/2"	Black
80554	12 1/8" x 6 5/16" x 5 5/16" Iron Fryer Basket	10 1/2"	Orange
80556	12 7/8" x 6 1/2" x 5 3/8" Iron Fryer Basket	10 1/2"	Red
11366	13 1/4" x 5 7/8" x 5 5/8" Iron Fryer Basket	10 1/2"	Blue
11367	13 1/4" x 6 1/2" x 5 7/8" Iron Fryer Basket	10 1/2"	Green
80555	16 3/4" x 8 3/4" x 6" Iron Fryer Basket	12 1/4"	Yellow
80930	5.6" x 5.25" Fryer Steel Basket Divider	3.34"	Stainless Steel
80931	12.5" x 7" x 4.5" Steel Burrito Fryer Basket	9 1/4"	Black



ROUND WIRE BASKET

FEATURES

- Nickel-plated finish
- Reinforced base for extra strength
- Corrosion-resistant


Item	Description	Quantity/Case (pcs.)
80383	Fry Basket 4 Mesh with 7" Handle, 8 1/2" x 4 1/4"	10
80384	Fry Basket 4 Mesh with 7" Handle, 9 1/2" x 5 3/4"	10
80385	Fry Basket 4 Mesh with 9" Handle, 10 1/2" x 6"	10
80380	Fry Basket 6 Mesh with 7" Handle, 8 1/2" x 4 1/4"	10
80381	Fry Basket 6 Mesh with 7" Handle, 9 1/2" x 5 3/4"	10
80382	Fry Basket 6 Mesh with 9" Handle, 10 1/2" x 6"	10
80928	Stainless Steel Pasta Basket with 6.10" Handle, 6.5" x 7"	1
80929	Stainless Steel Pasta Basket with 6.10" Handle, 5" x 7"	1



Food Packaging Supplies

TAPE & FILM DISPENSER

Item	10479	44206
Description	11" x 6" x 5" Stainless Steel Gum Tape Dispenser	10" x 9.5" x 15" Double Tier Film Dispenser
Gross Weight	3 lb./ 1.4 kg.	18.3 lb./ 8.3 kg.
Gross Dimensions	13" x 8" x 8"	19" x 14" x 14"



PAPER CUTTER

FEATURES

- Roll changing is easy with dowel holders and knife arms that lock into open position
- Mounts permanently on a wall, under a counter or on a countertop using the supplied rubber feet (mounting hardware not included)
- Holds up to 9" diameter roll

Item	Description	Net Dimensions	Gross Weight	Gross Dimensions
14437	Paper Cutter 15"	7" x 17" x 8"	4 lb./ 2 kg.	7" x 17" x 8"
14438	Paper Cutter 18"	8" x 20" x 8"	4 lb./ 2 kg.	8" x 20" x 8"
14441	Paper Cutter 24"	8" x 26" x 8"	5 lb./ 2.3 kg.	8" x 26" x 8"
14443	Paper Cutter 27"	9" x 30" x 8"	5 lb./ 2.3 kg.	9" x 30" x 8"
14444	Paper Cutter 30"	9" x 33" x 8"	11 lb./ 5 kg.	33" x 10" x 3"
14445	Paper Cutter 36"	9" x 39" x 8"	14 lb./ 6.4 kg.	40" x 10" x 3"



Paper Cutter



POLY BAG SEALER-STAINLESS STEEL AND STANDARD POLY

Tape not included. Additional tape sold separately. Bags not included

FEATURES

- Easy-to-use, one step operation
- Self-contained blade trims the sealed end to ensure uniformity
- Ideal for food bags, storage bags, and various other applications
- For tape up to 12 mm on a 3" core



14436

10157

Item	Description	Net Weight	Gross Weight	Net Dimensions (DWH)	Gross Dimensions
14436	Standard Poly Bag Sealer	2 lb. / 0.91 kg.	3 lb. / 1.36 kg.	9.25" x 3" x 6"	10" x 7" x 4"
10157	Stainless Steel Poly Bag Sealer	2 lb. / 0.91 kg.	3 lb. / 1.36 kg.	9.25" x 3" x 6"	10" x 7" x 4"
31349	Poly Bag Sealer Tape (Red) 9mm, 16 rolls				
31350	Poly Bag Sealer Tape (Blue) 9mm, 16 rolls				
31351	Poly Bag Sealer Tape (Green) 9mm, 16 rolls				
31352	Poly Bag Sealer Tape (Yellow) 9mm, 16 rolls				



Food Preparation Tools

EGG RINGS

FEATURES

- Perfect for cooking the right size eggs

Item	Description	Quantity/Case (pcs.)
80771	3" Stainless Steel Egg Ring	12
80772	4" Stainless Steel Egg Ring	12
80773	5" Stainless Steel Egg Ring	12
80774	6" Stainless Steel Egg Ring	12
80775	4" Stainless Steel Egg Ring - Square	12




STAINLESS STEEL PIZZA TURNER PADDLE AND MIXING PADDLE

FEATURES

- Made of stainless steel construction; heavy-duty
- Easily mix and stir thick stews, sauces, and/or batter

Item	Description	Blade Size	Quantity/Case (pcs.)
80747	24" Pizza turner/Mixing Paddle	9 1/4" x 4 3/4"	6
80748	36" Pizza turner/Mixing Paddle	9 1/4" x 4 3/4"	6
80749	48" Pizza turner/Mixing Paddle	9 1/4" x 4 3/4"	6
80750	60" Pizza turner/Mixing Paddle	9 1/4" x 4 3/4"	6



SEAFOOD PICK

FEATURES

- Used to remove the flesh from shellfish

Item	80746
Description	8" Stainless Steel Seafood Pick
Quantity/Case (pcs.)	4



LOBSTER CRACKER

FEATURES

- High strength and toughness
- Good for home and commercial use

Item	80420
Description	6" Lobster Cracker, Zinc Alloy
Quantity/Case (pcs.)	12



ORANGE ZESTER

FEATURES

- Perfect for zesting citrus, chocolate and even cheese

Item	44201
Description	13" Orange Zester/Grater with soft grip, Durable 8" stainless steel grating surface
Quantity/Case (pcs.)	10



Grill Accessories

BRIQUETTES

Item	10050
Description	Briquettes 20 lb. Case
Quantity/Case (pcs.)	20



GRILL STONE & HANDLE



FEATURES

- Adjustable thickness of up to 1" maximum
- Two strong screws let you attach the patty press makers to your table or counter top for extra stability.

Item	11395	11394	11392*
Description	Grill Stones 4" x 4" x 8"	Grill Stone Handle	Pumice Stone GM-36, 6" x 3" x 3"
Quantity/Case (pcs.)	12	1	12



GRILL SCRAPER

FEATURES

- Equipped with a 6" blade
- Great for removing those pesky built on grease, grime and burnt on food
- Double Handles allow more pressure on the blade for easy scraping

Item	14237	14264
Description	Grill Scraper with 6" Blade	Grill Scraper Replacement Blade 6/ Pack
Quantity/Case (pcs.)	6 pcs.	10 sets



Ice Cream Scoops

PLASTIC HANDLE ICE CREAM SCOOPS



FEATURES

- Scoop ice cream, cookie batter, yogurt, and more
- Available in a variety of color-coded Handles
- Thumb lever is designed for right-handed operation and quick release
- Perfect for use in a high volume environment
- Dishwasher safe
- Made of stainless steel

Item	Capacity	Color	Quantity/Case (pcs.)
34848	3/4 oz.	Purple	12
34847	1 oz.	Black	12
34846	1 1/3 oz.	Red	12
34845	1 5/8 oz.	Yellow	12
34844	2 oz.	Blue	12
34843	2 2/3 oz.	Green	12
34842	3 1/4 oz.	Ivory	12
34841	4 oz.	Gray	12
34840	4 2/3 oz.	White	12



Ice cream scoops

ICE CREAM SPADE



FEATURES

- Quickly scoop, lift, and release your frozen treats
- Built for daily, heavy-duty use
- Convenient and easy to use

Item	Description	Quantity/Case (pcs.)
80818	Ice Cream Spade	12



80818

STAINLESS STEEL ICE CREAM SCOOP DISHER



FEATURES

- Squeeze Handle design cuts down on fatigue with extended periods of use
- Blade extends beyond the bowl to prevent product from sticking
- Best with softer foods and low volume use

Item	Capacity	Quantity/Case (pcs.)
34860	3/8 oz, 1 1/8" Diameter	12
34859	1/2 oz, 1 3/8" Diameter	12
34858	9/16 oz, 1 3/8" Diameter	12
34857	5/8 oz, 1 1/2" Diameter	12
34856	7/8 oz, 1 5/8" Diameter	12
34855	1 1/4 oz, 1 7/8" Diameter	12
34854	1 3/4 oz, 1 15/16" Diameter	12
34853	2 1/2 oz, 2" Diameter	12
34852	2 3/4 oz, 2 1/4" Diameter	12
34851	3 1/4 oz, 2 1/2" Diameter	12
34850	3 3/4 oz, 2 3/4" Diameter	12
34849	4 oz, 2 3/4" Diameter	12



Stainless steel ice cream scoop dishers

Ladles & Dippers

POLYCARBONATE ONE-PIECE LADLES * NSF

Item	Description	Color	Quantity/Case (pcs.)
80219	3/4 Oz, 8.5" One-Piece Ladle	Beige	12
80220*	3/4 Oz, 8.5" One-Piece Ladle	Clear	12
80221	3/4 Oz, 8.5" One-Piece Ladle	Black	12
80222	3/4 Oz, 8.5" One-Piece Ladle	Red	12
80214	1 Oz, 13" One-Piece Ladle	Beige	12
80215*	1 Oz, 13" One-Piece Ladle	Clear	12
80216	1 Oz, 13" One-Piece Ladle	Black	12
80217	1 Oz, 13" One-Piece Ladle	Red	12



ONE-PIECE STAINLESS STEEL(SS) LADLES

FEATURES

- Dishwasher-safe

Item	Description	Thickness	Handle Color	Quantity/Case (pcs.)
80751	0.5 oz SS Ladle	1 mm	SS	12
80752	1 oz SS Ladle	1 mm	SS	12
80753	2 oz SS Ladle	1 mm	SS	12
80754	3 oz SS Ladle	1 mm	SS	12
80755	4 oz SS Ladle	1 mm	SS	12
80756	5 oz SS Ladle	1 mm	SS	12
80757	6 oz SS Ladle	1 mm	SS	12
80758	8 oz SS Ladle	1 mm	SS	12
80759	12 oz SS Ladle	1 mm	SS	12
80760	16 oz SS Ladle	1 mm	SS	12
80761	1 oz SS Ladle With Color-Coded Handle	1 mm	Yellow	12
80762	2 oz SS Ladle With Color-Coded Handle	1 mm	Red	12
80763	3 oz SS Ladle With Color-Coded Handle	1 mm	Ivory	12
80764	4 oz SS Ladle With Color-Coded Handle	1 mm	Green	12
80765	6 oz SS Ladle With Color-Coded Handle	1 mm	Black	12
80766	8 oz SS Ladle With Color-Coded Handle	1 mm	Blue	12
80767	12 oz SS Ladle With Color-Coded Handle	1 mm	Gray	12



STAINLESS STEEL TWO-PIECE LADLES WITH HOOKED HANDLE

FEATURES

- Heavy-duty use

Item	Description	Thickness	Quantity/ Case (pcs.)
80407	1 oz/ 30 mL with 12"/ 305 mm Handle	0.5 - 0.7 mm	12
80408	2 oz/ 60 mL with 12"/ 305 mm Handle	0.5 - 0.7 mm	12
80409	4 oz/ 120 mL with 14"/ 356 mm Handle	0.5 - 0.7 mm	12
80410	6 oz/ 180 mL with 14"/ 356 mm Handle	0.5 - 0.7 mm	12
80411	8 oz/ 240 mL with 14"/ 356 mm Handle	0.5 - 0.7 mm	12
80412	12 oz/ 360 mL with 14"/ 356 mm Handle	0.5 - 0.7 mm	12
80413	16 oz/ 480 mL with 14"/ 356 mm Handle	0.5 - 0.7 mm	12
80414	32 oz/ 960 mL with 16"/ 406 mm Handle	0.5 - 0.7 mm	12

Stainless Steel
Two-piece Ladles**TWO-PIECE LADLE WITH POT RIM HOOK**

Item	80321
Description	Stainless steel 304 construction with black plastic Handle, 4 oz/ 118 mL Capacity, 13" long
Thickness	1 mm
Quantity/Case (pcs.)	12



80770

STAINLESS STEEL LADLE/DIPPER

FEATURES

- Perfect for ladling sauce and soups from large pots to bowls
- Graduation marks (inside and out) make it easier to ladle / scoop out accurate portions

Item	80770
Description	1 QT Stainless Steel Dipper with Hooked Handle and Graduation Marks inside and out
Quantity/Case (pcs.)	12



Mesh & Strainers

10.5" STAINLESS STEEL MESH STRAINER WITH REINFORCED DOUBLE MESH AND FLAT HANDLE

NEW!

FEATURES

- Made for heavy-duty use
- Ideal tool to use for preparing homemade stock
- Features wooden Handle for a comfortable grip

Item	Description	Quantity/Case (pcs.)
81002	10.5" Stainless Steel Mesh Strainer with Reinforced Double Mesh and Flat Handle	12
81003	10.5" Stainless Steel Mesh Strainer with Reinforced Double Mesh and Round Handle	12
81004	12" Stainless Steel Mesh Strainer with Reinforced Double Mesh and Round Handle	12
81005	14" Stainless Steel Mesh Strainer with Reinforced Double Mesh and Round Handle	12



CULINARY BASKET MESH

FEATURES

- Corrosion-resistant
- Coach mesh for heavy-battered food
- Medium mesh for medium-battered food
- Fine mesh for light-battered food

Item	Description	Quantity/Case (pcs.)
80371	Culinary Basket Coarse Mesh 8" x 3", Nickel Plated Steel	12
80372	Culinary Basket Coarse Mesh 10" x 3", Nickel Plated Steel	12
80373	Culinary Basket Coarse Mesh 12" x 3", Nickel Plated Steel	12
80374	Culinary Basket Medium Mesh 8" x 3", Nickel Plated Steel	12
80375	Culinary Basket Medium Mesh 10" x 3", Nickel Plated Steel	12
80376	Culinary Basket Medium Mesh 12" x 3", Nickel Plated Steel	12
80377	Culinary Basket Fine Mesh 8" x 3", Nickel Plated Steel	12
80378	Culinary Basket Fine Mesh 10" x 3", Nickel Plated Steel	12
80379	Culinary Basket Fine Mesh 12" x 3", Nickel Plated Steel	12



NICKEL-PLATED FRYER BASKET PRESS WITH PLASTIC HANDLE

FEATURES

- Comes with a heat-resistant plastic coated Handle for safety

Item	80370
Description	10 1/2" x 4 3/4" Press with Plastic Handle Fits Item 11366 & 11367
Quantity/Case (pcs.)	12



SQUARE/ROUND POTATO MASHER WITH WOOD HANDLE

Item	Description	Quantity/Case (pcs.)
80396	Potato Masher Square, 4 1/2" with 17 3/4" Handle	12
80397	Potato Masher Square, 5 1/4" with 24" Handle	12
80398	Potato Masher Round, 4" with 18" Handle	12
80399	Potato Masher Round, 5" with 24 1/2" Handle	12



MESH STRAINERS

FEATURES

- Made for heavy-duty use
- Ideal tool to use for preparing homemade stock

Item	Description	Quantity/Case (pcs.)
80937	6 1/8" Tinned Double Mesh Strainer with Flat Wood Handle	6
80938	8 1/2" Tinned Double Mesh Strainer with Flat Wood Handle	6
80939	11" Tinned Double Mesh Strainer with Flat Wood Handle	6
80940	6 1/8" Tinned Single Mesh Strainer with Flat Wood Handle	6
80941	8 1/2" Tinned Single Mesh Strainer with Flat Wood Handle	6
80942	11" Tinned Single Mesh Strainer with Flat Wood Handle	6



WIRE MESH SKIMMER

FEATURES

- Safely remove or skim out food from hot liquids

Item	Description	Quantity/Case (pcs.)
80389	Wire Skimmer Round 5"/ 127 mm	12
80390	Wire Skimmer Round 6"/ 152 mm	12
80391	Wire Skimmer Round 7"/ 178 mm	12
80392	Wire Skimmer Round 8"/ 203 mm	12
80393	Wire Skimmer Round 9"/ 229 mm	12
81077	Spiral Wire Skimmer Round 9"/ 229 mm with 17.5 Nickle Handle	48
80394	Wire Skimmer Round 12"/ 305 mm	12



NEW!

WIDE-MOUTH FUNNEL WITH REMOVABLE STRAINER

FEATURES

- Designed with wide-mouth, narrow tube and side Handle for quicker and cleaner transfer process

Item	80415
Description	5" Stainless Steel funnel
Quantity/Case (pcs.)	12



BOUILLON STRAINER

FEATURES

- Long Handles for a secure grip
- Ideal for preparing soups, purees, pasta and sauces

Item	Description	Handle	Quantity/Case (pcs.)
80126	8", Extra Fine Mesh, Stainless Steel, Reinforced	Hollow Handle	12
80125	8", Extra Fine Mesh, Stainless Steel	Hollow Handle	12
80124	8 1/2", 40 Mesh, Stainless Steel, Reinforced	Flat Handle	12
80123	8 1/2", 40 Mesh, Stainless Steel	Flat Handle	12
80122	10", 40 Mesh, Stainless Steel, Reinforced	Flat Handle	12
80121	10", 40 Mesh, Stainless Steel	Flat Handle	12



ALUMINUM COLANDER WITH BASE AND HANDLES

FEATURES

- Constructed with riveted Handles
- Aluminum base for hand-free draining

Item	Description	Dimensions	Quantity/Case (pcs.)
80404	8 QT/ 7.6 L Aluminum Colander	12" x 5"	4
80405	11QT/ 10.45 L Aluminum Colander	15" x 5 3/4"	4
80406	16 QT/ 15.2 L Aluminum Colander	16 1/2" x 7 1/8"	4



ALUMINUM COLANDER WITH BASE AND HANDLES

FEATURES

- Constructed with riveted Handles
- Aluminum base for hand-free draining

Item	Description	Top Dia.	Quantity/Case (pcs.)
80738	3 QT SS Colander	9.4"	12
80739	5 QT SS Colander	11"	6
80740	8 QT SS Colander	13.3"	6
80741	14 QT SS Colander	15"	6



Patty Makers

Easily create perfectly round and flat hamburger patties anytime. Omcan carries a vast selection that's suitable for your applications. Save valuable time and money, by making your own patties from scratch!



ELITE TOP-DOWN PRESS PATTY MAKER AND CELLOPHANE SHEETS

(Patty makers and cellophane sheets are sold separately)



FEATURES

- Provide quick forming of patties with cellophane sheets
- Made of anodized aluminum and food contact areas made of stainless steel
- Simple to operate and easy to clean
- Cellophane papers are available separately

Item	11426	11428
Description	4" Diameter Elite Patty Machine	5.2" Diameter Elite Patty Machine
Capacity	6.75 oz max.	10 oz max.
Net Weight	10 lb. / 4.5 kg.	10 lb. / 4.5 kg.
Net Dimensions	10.25" x 8.6" x 11"	-
Gross Weight	11 lb. / 5 kg.	11 lb. / 5 kg.
Gross Dimensions	11" x 10" x 13"	11" x 10" x 13"

Item	11427	11429
Description	Cellophane Paper 2.2 lb. - Approx. 1000 sheets for 11426	Cellophane Paper 2.2 lb. - Approx. 1000 sheets for 11428



TOP-DOWN PRESS PATTY MAKER



FEATURES

- Parts coming into contact with the meat are made of food-grade stainless steel
- Use 11427 Paper (Sold Separately)

Item	11434
Description	4" Diameter Patty Maker With Rubber Feet, Rugged Construction
Capacity	11 lb. / 5 kg.
Net Weight	26.4 lb. / 12 kg.
Gross Weight	14.56" x 9.84" x 19.68"
Net Dimensions	11" x 10" x 13"
Gross Dimensions	11" x 10" x 13"



TOP-DOWN PRESS PATTY MAKER WITH REAR-MOUNTED PAPER HOLDER



FEATURES

- Made of anodized aluminum
- Food contact areas made of stainless steel
- Easily removable parts for cleaning
- One pack of patty paper is included

Item	21572	21573
Description	Patty Machine with 4" Diameter	Patty Machine with 5.2" Diameter
Capacity	99 g	168g
Net Weight	11.44 lb.	11.44 lb.
Net Dimensions	9" x 6.5" x 10.75"	9" x 6.5" x 10.75"
Gross Weight	14 lb. / 6.4 kg.	14 lb. / 6.4 kg.
Gross Dimensions	10" x 11" x 12"	10" x 11" x 12"



HAMBURGER PRESS ATTACHMENT

FEATURES

- 20 patties (4" Dia. wide x 0.75" thick) per minute
- Easily convert your meat grinder into patty maker



24027

Item	24027
Description	Material ABS, 4 tubes includes adaptors: #10, #12, #22, and #32 grinders

SOLID / PERFORATED ROUND PATTY PAPER

FEATURES

- An ideal choice for hamburger patty presses
- Wax-coated paper designed to resist grease and juices
- Non-stick perforated design prevents moisture build-up
- Excellent choice for butcher shops, delis, markets and grocery stores



47489/47490



44431 / 44476

Item	47489 NEW!	44431	47490 NEW!	44476
Description	4" Solid Round Patty Paper	4" Perforated Round Patty Paper	5" Solid Round Patty Paper	5" Perforated Round Patty Paper
Compatible	11426 - Hamburger Press Patty Maker 11434 - Top-Down Press Patty Maker 21572 - Top-Down Press Patty Maker		11428 - Hamburger Press Patty Maker with 5.2" Diameter 21573 - Top-Down Press Patty Maker with Rear-Mounted Paper Holder and 5.2" Diameter	
Quantity/Case (pcs.)	500pcs	500pcs	500pcs	500pcs

RED PLASTIC HAMBURGER PATTY PRESS



FEATURES

- Dishwasher Safe
- Ergonomically designed for easy use
- Circular grooves keep patty flat for even cooking
- Groves dissipate after patty is done.

Item	48112
Dimensions	4.5" Diameter x 3/8" Thick
Material	(HIPS) High-Impact Polystyrene
Dimensions (DWH)	13.8" x 13.8" x 6.9" / 340 x 340 x 175 mm
Quantity/Case (pcs.)	12



26088

SINGLE AND DOUBLE CAST ALUMINUM PATTY PRESSES

FEATURES

- Adjustable thickness of up to 1" maximum
- Two strong screws let you attach the patty press makers to your table or counter top for extra stability.

Item	26087	26088	11433
Description	Hamburger Press Single Mould	Hamburger Press Double Mould	Paper for Patty Press - 80m/Roll



26087

Pizza Supplies

ALUMINUM PIZZA SCREENS

FEATURES

- Bake more evenly by allowing air to circulate beneath the crust
- Aluminum construction

ALUMINUM ROUND PIZZA SCREENS


Item	Description	Quantity/ Case (pcs.)
16662	7" Aluminum Round Pizza Screen	12
16663	8" Aluminum Round Pizza Screen	12
13472	9" Aluminum Round Pizza Screen	12
16664	10" Aluminum Round Pizza Screen	12
16665	11" Aluminum Round Pizza Screen	12
16666	12" Aluminum Round Pizza Screen	12
16667	13" Aluminum Round Pizza Screen	12
27151	14" Aluminum Round Pizza Screen	12
16668	15" Aluminum Round Pizza Screen	12
25835	16" Aluminum Round Pizza Screen	12
16669	17" Aluminum Round Pizza Screen	12
25836	18" Aluminum Round Pizza Screen	12
16670	19" Aluminum Round Pizza Screen	12
16671	20" Aluminum Round Pizza Screen	12



Item	Description	Quantity/Case (pcs.)
13484	21" Crimped Aluminum Round Pizza Screen	12
46740	22" Seamless Aluminum Round Pizza Screen	12
13485	22" Crimped Aluminum Round Pizza Screen	12
13486	23" Crimped Aluminum Round Pizza Screen	12
13487	24" Crimped Aluminum Round Pizza Screen	12
13488	26" Crimped Aluminum Round Pizza Screen	12
13490	30" Crimped Aluminum Round Pizza Screen	12


ALUMINUM RECTANGULAR PIZZA SCREENS

Item	Description	Quantity/Case (pcs.)
46739	Rectangular Pizza Screens, 7.9" x 11.8"	1
46738	Rectangular Pizza Screens, 11" x 15.7"	1
46737	Rectangular Pizza Screens, 11.8" x 21.7"	1
13456	Rectangular Pizza Screens, 12" x 16"	12
13457	Rectangular Pizza Screens, 13" x 18"	12
20027	Rectangular Pizza Screens, 14" x 20"	12
13459	Rectangular Pizza Screens, 15" x 21"	12
46736	Rectangular Pizza Screens, 15.7" x 23.6"	1
13463	Rectangular Pizza Screens, 18" x 24"	12
13464	Rectangular Pizza Screens, 18" x 26"	12
13466	Rectangular Pizza Screens, 20" x 24"	12



ALUMINUM SQUARE PIZZA SCREENS

Item	Description	Quantity/Case (pcs.)
13458	Square Pizza Screens, 15" x 15"	12
13460	Square Pizza Screens, 16" x 16"	12
13462	Square Pizza Screens, 18" x 18"	12
13465	Square Pizza Screens, 20" x 20"	12
13467	Square Pizza Screens, 22" x 22"	12
13468	Square Pizza Screens, 25" x 25"	12



ALUMINUM PERFORATED PIZZA PAN

FEATURES

- Designed to allow hot air to cook the dough from below and above
- Ensuring a crispy crust on your pizza in half the time as a solid pizza pan
- Perfect for thin crust pizzas and Focaccia
- 18 Gauge (1.0 mm)

Item	Description	Quantity/Case (pcs.)
44550	10" Aluminum Perforated Pizza Pan	12
44551	12" Aluminum Perforated Pizza Pan	12
44552	14" Aluminum Perforated Pizza Pan	12
44553	16" Aluminum Perforated Pizza Pan	12
44427	18" Aluminum Perforated Pizza Pan	12
46741	8" Disk Aluminum Perforated Pizza Pan	1
46742	10" Disk Aluminum Perforated Pizza Pan	1
46743	12" Disk Aluminum Perforated Pizza Pan	1
46744	14" Disk Aluminum Perforated Pizza Pan	1
46745	16" Disk Aluminum Perforated Pizza Pan	1



44550 / 44551 / 44552 / 44553 / 44427



46741 / 46742 / 46743 / 46744 / 46745

ALUMINUM SOLID PIZZA PANS

FEATURES

- Reliable, durable and made of aluminum
- Ideal for maximizing storage space, these pans stack together when not in use
- 18 Gauge (1.0 mm)

Item	Description	Quantity/Case (pcs.)
20214	8" Aluminum Solid Pizza Pan	12
20215	9" Aluminum Solid Pizza Pan	12
20216	10" Aluminum Solid Pizza Pan	12
20217	11" Aluminum Solid Pizza Pan	12
20218	12" Aluminum Solid Pizza Pan	12
20219	13" Aluminum Solid Pizza Pan	12
20220	14" Aluminum Solid Pizza Pan	12



Solid Pizza Pans

Item	Description	Quantity/Case (pcs.)
20221	15" Aluminum Solid Pizza Pan	12
20222	16" Aluminum Solid Pizza Pan	12
20223	17" Aluminum Solid Pizza Pan	12
20224	18" Aluminum Solid Pizza Pan	12
20225	19" Aluminum Solid Pizza Pan	12
20226	20" Aluminum Solid Pizza Pan	12

STACKABLE PIZZA DOUGH PROOFING BOX *Covers sold separately



FEATURES

- Perfect for pizza shops, restaurants, and bakeries
- Great to store, proof, transport, and cool dough at a desired ideal temperature
- Maintains the freshness of the dough while preserving the right amount of texture possible.
- Dishwasher Safe

Item	80889	80890
Description	26" x 18" x 3 1/4" Stackable Pizza Dough Proofing Box	26" x 18" x 6" Stackable Pizza Dough Proofing Box
Temperature	-40 - 70°C -40 - 158°F	-40 - 70°C -40 - 158°F
Cover*	80891	80891



PIZZA/PIE ROLLER DOCKER

FEATURES

- Prevents bubbles from forming by piercing through the dough
- Unit is ergonomically designed for comfortable handling

Item	80576	80646
Description	Pizza Dough Docker with Plastic Handle, Spiked	Pie Dough Docker with Plastic Handle, Spiral
Quantity/Case (pcs.)	12	12



PIZZA PEELS

FEATURES

- Tapered design for easy handling

Item	Description	Quantity/Case (pcs.)
80600	12" x 14" Wooden Pizza Peel with 22" Overall Length	12
80601	12" x 14" Wooden Pizza Peel with 36" Overall Length	12
80602	12" x 14" Wooden Pizza Peel with 42" Overall Length	12
80603	14" x 16" Wooden Pizza Peel with 24" Overall Length	12
80604	14" x 16" Wooden Pizza Peel with 30" Overall Length	12
80605	14" x 16" Wooden Pizza Peel with 36" Overall Length	12
80606	14" x 16" Wooden Pizza Peel with 42" Overall Length	12
80607	16" x 18" Wooden Pizza Peel with 42" Overall Length	12
80608	18" x 18" Wooden Pizza Peel with 42" Overall Length	12
80609	20" x 22" Wooden Pizza Peel with 42" Overall Length	12
80249	12" x 14" Aluminum Pizza Peel with 12" Wood Handle, 26" Overall length	6
80250	12" x 14" Aluminum Pizza Peel with 22" Wood Handle, 36" Overall length	6
80251	12" x 14" Aluminum Pizza Peel with 38" Wood Handle, 52" Overall length	6



DELIVERY BAGS

FEATURES

- Designed with clear windows to display receipts,
- Handy holding strap makes bags the ideal choice for delivering pizzas
- Thermal sponge insulation and heat reflective surface keeps your pizzas warmer
- Holes along the sides of the bags allow for better ventilation

Item	Description	Quantity/ Case (pcs.)
28352	18" x 18" Pizza Delivery Bag with the Capacity of (2) 16" Pizza Boxes	6
28353	20" x 20" Pizza Delivery Bag with the Capacity of (2) 18" Pizza Boxes	6
40649	22" x 22" Pizza Delivery Bag with the Capacity of (2) 20" Pizza Boxes	6
28354	24" x 24" Pizza Delivery Bag with the Capacity of (2) 22" Pizza Boxes	6
80948	Red Insulated Delivery Bag, 22" x 14" x 13"	6
80949	Black Insulated Delivery Bag, 22" x 14" x 13"	6



PIZZA CUTTERS

FEATURES

- Designed with clear windows to display receipts,
- Handy holding strap makes bags the ideal choice for delivering pizzas
- Thermal sponge insulation and heat reflective surface keeps your pizzas warmer
- Holes along the sides of the bags allow for better ventilation

Item	Description	Quantity/ Case (pcs.)
12794	4" Pizza Cutter, Black Handle	Minimum 12 pcs. (Master Case: 60)
12806	4" R-Style Pizza Cutter with Black Handle	Minimum 12 pcs. (Master Case: 60)
12811	4" R-Style Pizza Cutter with Blue Handle	Minimum 12 pcs. (Master Case: 60)
18841	4" R-Style Pizza Cutter with Green Handle	Minimum 12 pcs. (Master Case: 60)
12813	4" R-Style Pizza Cutter with Red Handle	Minimum 12 pcs. (Master Case: 60)
12815	4" R-Style Pizza Cutter with White Handle	Minimum 12 pcs. (Master Case: 60)
20428	5" R-Style Pizza Cutter with Black Handle	Minimum 12 pcs. (Master Case: 60)



20" PIZZA ROCKER

Item	12818
Description	Approx. 4 5/16" wide, 2 black Handle
Quantity/Case (pcs.)	Minimum 12 pcs. (Master Case: 24)



PIZZA RACK & STAND

Item	80935	80936
Description	Pizza Rack with 15 Slots, 1.65" space between, 12" x 12" x 27.2"	Chrome Plated Steel Pizza Stand, 7" Diameter





Portion Spoons

STAINLESS STEEL MEASURING SPOON SET

Item	44451
Description	4-piece measuring spoon set - 1/4 teaspoon (1.25 mL), - 1/2 teaspoon (2.5 mL), - 1 teaspoon (5 mL), - 1 tablespoon (15 mL)



ONE-PIECE STAINLESS STEEL PORTION CONTROLLERS

FEATURES

- Used to measure both wet and dry food

Item	Capacity	Handle Color	Quantity/Case (pcs.)
80777	2 oz One-Piece Stainless Steel Portion Controllers - Solid	Red	12
80778	3 oz One-Piece Stainless Steel Portion Controllers - Solid	Ivory	12
80779	4 oz One-Piece Stainless Steel Portion Controllers - Solid	Green	12
80780	6 oz One-Piece Stainless Steel Portion Controllers - Solid	Black	12
80781	8 oz One-Piece Stainless Steel Portion Controllers - Solid	Blue	12
80782	2 oz One-Piece Stainless Steel Portion Controllers - Perforated	Red	12
80783	3 oz One-Piece Stainless Steel Portion Controllers - Perforated	Ivory	12
80784	4 oz One-Piece Stainless Steel Portion Controllers - Perforated	Green	12
80785	6 oz One-Piece Stainless Steel Portion Controllers - Perforated	Black	12
80786	8 oz One-Piece Stainless Steel Portion Controllers - Perforated	Blue	12



Stainless steel portion controllers

Servingware

HOLLOW HANDLE BUFFETWARE

FEATURES

- Made of stainless steel
- Single-piece constructed for higher stiffness and strength
- Ergonomic hollow Handle provides a comfortable grip and a cool temperature to protect your hand

Item	Capacity	Quantity/Case (pcs.)
80146	Carving Knife, 8", Stainless Steel	12
80147	Two Tine Fork, 11", Stainless Steel	12
80148	Wide Pie Server, 11 1/2", Stainless Steel	12
80007	Spout Ladle, 1 oz, Stainless Steel	12



Hollow Handle Buffetware

BASTING FORKS

FEATURES

- Heavy-duty, stainless steel construction
- Ideal for busy kitchens - restaurants, hotels, caterers, etc.

Item	80724	80725
Description	18" Stainless Steel Heavy-duty Basting Fork	18" Stainless Steel Heavy-duty Basting Fork
Thickness	1.5mm	1.5mm
Quantity/Case (pcs.)	12	12



KITCHEN FORKS

FEATURES

- Constructed of durable and sharp stainless steel
- Available with wooden Handle

Item	80496	80495	14145
Description	21" Pot Fork	13" Pot Fork	12.5" Pot Fork
Handle	Wood - Long	Wood - Long	Wood - Long
Quantity/Case (pcs.)	12	12	12



Spoonulas & Spatulas

BAKERY SPATULAS

FEATURES

- Stainless steel construction
- Perfect for icing the sides of cakes

Item	Description	Handle	Quantity/Case (pcs.)
80000	7 15/16" x 1 1/4" Blade, Stainless Steel	Black Plastic	12
80001	10" x 1 3/8" Blade, Stainless Steel	Black Plastic	12
80002	7 15/16" x 1 1/4" Blade, Stainless Steel	Wood	12
80003	10" x 1 3/8" Blade, Stainless Steel	Wood	12



OFFSET SPATULAS WITH STAINLESS STEEL BLADE

FEATURES

- Blunt blade made of quality stainless steel
- Perfect for icing cakes and spreading batter in a pan

Item	Description	Handle	Quantity/Case (pcs.)
80142	6 1/2" x 1 5/16" Blade	Black Plastic	12
80143	8 1/2" x 1 1/2" Blade	Black Plastic	12
80144	6 1/2" x 1 5/16" Blade	Wood	12
80145	8 1/2" x 1 1/2" Blade	Wood	12



HIGH TEMPERATURE SILICONE HEAD SPATULA WITH RED HANDLE

FEATURES

- Perfect for scraping off batter from mixing bowls or stirring ingredients
- Silicone head that is heat resistant for up to 500°F/260°C
- Durable flexible red Handle comes with a hole to allow convenient storage

Item	Description	Quantity/Case (pcs.)
40572	10" Silicone Head Spatula with Red Handle	12
40573	14" Silicone Head Spatula with Red Handle	12
40574	16" Silicone Head Spatula with Red Handle	12




SPOONULAS & SPATULAS

WHITE RUBBER SPOONULAS WITH PLASTIC HANDLES

FEATURES

- Versatile tool is great for baking and cooking.
- Dishwasher safe.

Item	Description	Quantity/Case (pcs.)
80027	10" Spoonula	12
80052	14" Spoonula	12
80045	16" Spoonula	12




HIGH TEMPERATURE SILICONE HEAD SPOONULAS WITH RED HANDLE

FEATURES

- Silicone head is heat resistant for up to 500°F/260°C
- Durable flexible red Handle comes with a hole to allow convenient storage

Item	Description	Quantity/Case (pcs.)
80077	10" Silicon Spoonulas	12
80060	14" Silicon Spoonulas	12
80063	16" Silicon Spoonulas	12




WHITE RUBBER SCRAPER/SPATULA WITH PLASTIC HANDLE

FEATURES

- Designed with a flat blade to accommodate a wide range of baking tasks
- Plastic white Handle is easy to grip and has an end loop to conveniently hang for storage

Item	Description	Quantity/Case (pcs.)
80030	10" Rubber Scraper	12
80031	14" Rubber Scraper	12
80029	16" Rubber Scraper	12



PIE SERVERS

FEATURES

- Durable stainless steel blade
- Ergonomic Handles for a secure grip

Item	80018	80028
Description	4 5/8" x 2 3/8" Blade, Wood Handle	4 5/8" x 2 3/8" Blade, Black Plastic Handle
Quantity/Case (pcs.)	12	12



Tongs

SCALLOP TONG



FEATURES

- Provide convenient and easy turning
- Can be used with hot and cold foods
- Perfect for food preparation, BBQ or buffet restaurants



Item	Description	Color	Quantity/Case (pcs.)
80149	6" Scallop Tong, Polycarbonate	Beige	12
80150	6" Scallop Tong, Polycarbonate	Clear	12
80151	6" Scallop Tong, Polycarbonate	Black	12
80152	6" Scallop Tong, Polycarbonate	Red	12
80153	9" Scallop Tong, Polycarbonate	Beige	12
80154	9" Scallop Tong, Polycarbonate	Clear	12

Item	Description	Color	Quantity/Case (pcs.)
80155	9" Scallop Tong, Polycarbonate	Black	12
80156	9" Scallop Tong, Polycarbonate	Red	12
80157	12" Scallop Tong, Polycarbonate	Beige	12
80158	12" Scallop Tong, Polycarbonate	Clear	12
80159	12" Scallop Tong, Polycarbonate	Black	12
80160	12" Scallop Tong, Polycarbonate	Red	12

UTILITY TONGS WITH COLORED PLASTIC HANDLE

FEATURES

- Durable stainless steel tongs with plastic coated handles for ergonomics and comfort.



Item	Description	Thickness	Handle Color	Quantity/Case (pcs.)
80538	9" heavy-duty utility tong	0.9 mm	Blue	12
80539	9" heavy-duty utility tong	0.9 mm	Green	12
80540	9" heavy-duty utility tong	0.9 mm	Black	12
80541	9" heavy-duty utility tong	0.9 mm	Red	12
80542	9" heavy-duty utility tong	0.9 mm	Yellow	12
80543	12" heavy-duty utility tong	0.9 mm	Blue	12
80544	12" heavy-duty utility tong	0.9 mm	Green	12
80545	12" heavy-duty utility tong	0.9 mm	Black	12

Item	Description	Thickness	Handle Color	Quantity/Case (pcs.)
80546	12" heavy-duty utility tong	0.9 mm	Red	12
80547	12" heavy-duty utility tong	0.9 mm	Yellow	12
80548	16" heavy-duty utility tong	0.9 mm	Blue	12
80549	16" heavy-duty utility tong	0.9 mm	Green	12
80550	16" heavy-duty utility tong	0.9 mm	Black	12
80551	16" heavy-duty utility tong	0.9 mm	Red	12
80552	16" heavy-duty utility tong	0.9 mm	Yellow	12

STAINLESS STEEL TONG WITH LOCK

FEATURES

- Easy to store
- Designed for easy ergonomics
- Ideal solution for bakeries, cafes, restaurants, caterers, and more

Item	Description	Thickness	Quantity/Case (pcs.)
13957	9" Stainless Steel Tong with lock	0.5 mm	12
14003	12" Stainless Steel Tong with lock	0.7 mm	12



STAINLESS STEEL COILED SPRING UTILITY TONGS

Item	Description	Thickness	Quantity/Case (pcs.)
80787	9" Utility Tong - Medium-Weight	0.5 mm	12
80788	12" Utility Tong - Medium-Weight	0.5 mm	12
80789	16" Utility Tong - Medium-Weight	0.5 mm	12
81067	7" Utility Tong - Heavy-Weight	1 mm	12
80790	9" Utility Tong - Heavy-Weight	1 mm	12
80791	12" Utility Tong - Heavy-Weight	1 mm	12
80792	16" Utility Tong - Heavy-Weight	1 mm	12
80793	9" Utility Tong - Extra Heavy-Weight	1.2 mm	12
80794	12" Utility Tong - Extra Heavy-Weight	1.2 mm	12
80795	16" Utility Tong - Extra Heavy-Weight	1.2 mm	12



STAINLESS STEEL SCISSOR SALAD TONGS

FEATURES

- Perfect for buffet lines or table side service

Item	80425	80426
Description	10" Salad Tongs, Double Spoons	10" Salad Tongs, Fork & Spoon
Thickness	2.5 mm	2.5 mm
Quantity/Case (pcs.)	12	12



Scoop! There it is!

Unleash culinary excellence with the power of the Pacojet! The Pacojet is a professional kitchen appliance used in commercial kitchens to micro-pure frozen foods into ultra-fine textures without thawing. Professional chefs have expanded the use of the Pacojet beyond ice creams and sorbets to include various other applications including farces, mousses, soups, concentrates, doughs, mixtures, and much more. The creativity is endless!

[VIEW OUR PRODUCTS ON PAGE 322](#)



Turners, Scrapers & Forks

KITCHEN TURNERS

FEATURES

- Stainless steel construction
- Perfect for preparing meat and vegetables on the grill

Item	Description	Handle	Quantity/Case (pcs.)
80019	Steak/burger turner 4 1/8" x 3 3/4"	Wood	12
80035	Hamburger turner 5 1/8" x 2 7/8"	Black	12
80005	Flexible turner 9 1/2" x 3" blade	Wood	12
80008	Flexible turner with perforated blade 9 1/2" x 3"	Wood	12
80022	Flexible turner with perforated blade 8 1/4" x 2 7/8"	Black	12
80079	Turner with cutting edge blade 4 x 7 1/2"	Wood	12
80017	Teppanyaki Turner 4" x 3 1/2"	Wood	12
80545	12" heavy-duty utility tong	Black	12



PAN SCRAPERS

FEATURES

- Perfect tool for removing tightly stuck or burned food from the bottom of your cookware.

Item	Description	Handle	Quantity/Case (pcs.)
18316	4 1/2" x 4" pan scraper, forged	Wood	10
23738	4 1/2" x 4" pan scraper wood handle with hole	Wood	10
80047	4 1/2" x 3" pan scraper	Wood	10
14144	4 3/4" x 3" pan scraper	Wood	10
80084	4 1/2" x 3" pan scraper	Black	10




SERVING TURNERS

FEATURES

- Perfect for catered events and buffets
- Thick Handle provides a strong grip

Item	Description	Quantity/Case (pcs.)
80768	14" Stainless Steel Serving Turner - Solid	12
80769	14" Stainless Steel Serving Turner - Slotted	12



SANDWICH SPREADER

FEATURES

- Designed with a stainless steel blade and plastic Handle
- Edge of the blade is serrated

Item	Description	Handle	Quantity/Case (pcs.)
80042	3 5/8" x 1 1/4" with Handle	Black	12



Knives & Cutlery

03



Boning Knives

The blade of a boning knife is thin and short, it is made to slip easily between the flesh and bone while cutting. Proper use of a boning knife allows you to quickly de-bone meat and increase your yield while reducing waste.

6" BONING GYUTO DAMASCUS STYLE FORGED KNIFE WITH GIFT BOX NEW!

Item	47909
Description	6" Boning Gyuto Damascus Style Forged Knife With Gift Box
Quantity/Case (pcs.)	1



47909

6" BONING STRAIGHT BLADE KNIFE WITH POLYPROPYLENE HANDLE

Item	11637
Description	6" Boning straight blade knife, approx. 1" wide, black handle
Quantity/Case (pcs.)	Minimum 12 pcs. (Master Case: 120)
Also Available In	11717 <input type="checkbox"/> White Handle 11665 <input type="checkbox"/> Blue Handle 11700 <input type="checkbox"/> Yellow Handle 11677 <input type="checkbox"/> Green Handle 11688 <input type="checkbox"/> Red Handle 11707 <input type="checkbox"/> Orange Handle



11637

6" BONING CURVED BLADE KNIFE WITH POLYPROPYLENE HANDLE

Item	11758
Description	6" Boning curved blade knife, approx. 1" wide, black handle
Quantity/Case (pcs.)	Minimum 12 pcs. (Master Case: 120)
Also Available In	11801 <input type="checkbox"/> White Handle 11775 <input type="checkbox"/> Blue Handle 11793 <input type="checkbox"/> Yellow Handle 11780 <input type="checkbox"/> Green Handle 11786 <input type="checkbox"/> Red Handle



11758

6" BONING CURVED BLADE KNIFE WITH DR POLYPROPYLENE HANDLE

Item	11564
Description	6" Boning curved blade knife, approx. 1" wide, black DR handle
Quantity/Case (pcs.)	Minimum 12 pcs. (Master Case: 120)



11564

6" BONING FLEXIBLE CURVED BLADE KNIFE WITH POLYPROPYLENE HANDLE

Item	11814
Description	6" Boning flexible curved blade knife, approx. 1" wide, black Handle
Quantity/Case (pcs.)	Minimum 12 pcs. (Master Case: 120)



11814

Bulk knives are not part of any freight programs and are managed separately from any special pricing structure, please contact your sales representative for details.

BONING KNIVES

6" BONING STRAIGHT BLADE G-EDGE KNIFE

Item	11824
Description	6" Boning straight blade knife, approx. 1" wide, G-edge, black Handle
Quantity/Case (pcs.)	Minimum 12 pcs. (Master Case: 120)



11824

6" BONING CURVED BLADE G-EDGE KNIFE

Item	11819
Description	6" Boning curved blade knife, approx. 1" wide, G-edge, black Handle
Quantity/Case (pcs.)	Minimum 12 pcs. (Master Case: 120)



11819

6" BONING STRAIGHT BLADE KNIFE WITH POLYPROPYLENE HANDLE

Item	12844
Description	6" Boning straight blade knife, approx. 1" wide, Victory USA, black Handle
Quantity/Case (pcs.)	Minimum 12 pcs. (Master Case: 120)
Also Available In	23866 ■ Blue Handle 23868 ■ Red Handle 23869 ■ Yellow Handle 23867 ■ Green Handle



12844

6" BONING CURVED BLADE KNIFE WITH SUPER FIBER HANDLE

Item	12848
Description	6" Boning curved blade knife, approx. 1" wide, Victory USA, black Handle
Quantity/Case (pcs.)	Minimum 12 pcs. (Master Case: 120)
Also Available In	23870 ■ Blue Handle 23872 ■ Red Handle 23873 ■ Yellow Handle 23871 ■ Green Handle



12848

6" BONING STRAIGHT BLADE KNIFE WITH WOOD HANDLE

Item	11474
Description	6" Boning straight blade knife, approx. 1" wide, wood Handle
Quantity/Case (pcs.)	Minimum 12 pcs. (Master Case: 120)



11474

6" BONING CURVED BLADE KNIFE WITH WOOD HANDLE

Item	11471
Description	6" Boning curved blade knife, approx. 1" wide, wood Handle
Quantity/Case (pcs.)	Minimum 12 pcs. (Master Case: 120)







11471

Bulk knives are not part of any freight programs and are managed separately from any special pricing structure, please contact your sales representative for details.

Breaking & Trimming Knives

Trimming knives are excellent for breaking apart cured ham, as well as other meats. The curved blade allows the knife to slide into the meat with ease. It is designed for removing fat from various cuts of meat.





8" BREAKING KNIFE WITH POLYPROPYLENE HANDLE

Item	12307	
Description	8" Breaking knife, approx. 1" wide, black Handle	
Quantity/Case (pcs.)	Minimum 12 pcs. (Master Case: 60)	
Also Available In	12315  Blue Handle	12322  Red Handle
	12319  Yellow Handle	12326  Green Handle



12307

10" BREAKING KNIFE WITH POLYPROPYLENE HANDLE

Item	12338	
Description	10" Breaking knife, approx. 1 1/4" wide, black Handle	
Quantity/Case (pcs.)	Minimum 12 pcs. (Master Case: 60)	
Also Available In	12344  Blue Handle	12350  Red Handle
	12354  Yellow Handle	12347  Green Handle



12338





8"/ 10" BREAKING G-EDGE KNIFE

Item	12356	
Description	8" Breaking G-Edge knife, approx. 1" wide, black Handle	
Quantity/Case (pcs.)	Minimum 12 pcs. (Master Case: 60)	



12356

8"/ 10" BREAKING KNIFE WITH SUPER FIBER HANDLE

Item	16856	16857
Description	8" Breaking knife, approx. 1 1/8" wide, Victory USA, black Handle	10" Breaking knife, approx. 1 1/4" wide, Victory USA, black Handle
Quantity/Case (pcs.)	Minimum 12 pcs. (Master Case: 60)	
Also available in	23890  Blue Handle 23892  Red Handle 23893  Yellow Handle 23891  Green Handle	-



16856



16857

8"/ 10" BREAKING KNIFE WITH DR HANDLE

Item	11570	11571
Description	8" Breaking knife, approx. 1" wide, Black DR Handle	10" Breaking knife, approx. 1 1/4" wide Black DR Handle
Quantity/Case (pcs.)	Minimum 12 pcs. (Master Case: 60)	



11570/11571

Bulk knives are not part of any freight programs and are managed separately from any special pricing structure, please contact your sales representative for details.

Butcher Steak & Sticking Knives

Perfect for meat preparation, the curved blade ensures the ease of breaking down large pieces of meat, as well as portioning large chunks of meat to any desired size.



10" STEAK KNIFE WITH POLYPROPYLENE HANDLE

Item	12198	
Description	10" Steak knife, approx. 1 1/2" wide, black Handle	
Quantity/Case (pcs.)	Minimum 12 pcs. (Master Case: 60)	
Also Available In	12220 ■ Red Handle	12211 ■ Blue Handle 12215 ■ Green Handle



12" STEAK KNIFE WITH POLYPROPYLENE HANDLE

Item	12250	
Description	12" Steak knife, approx. 1 1/2" wide, black Handle	
Quantity/Case (pcs.)	Minimum 12 pcs. (Master Case: 60)	
Also Available In	12268 ■ Blue Handle 12279 ■ Red Handle	12273 ■ Green Handle



10" STEAK KNIFE WITH SUPER FIBER HANDLE

Item	16855	
Description	10" Steak knife, approx. 1 5/8" wide, Victory USA, black Handle	
Quantity/Case (pcs.)	Minimum 12 pcs. (Master Case: 60)	
Also Available In	23883 ■ Green Handle	23884 ■ Red Handle



12" STEAK KNIFE WITH SUPER FIBER HANDLE

Item	12866	
Description	12" Steak knife, approx. 1 5/8" wide, Victory USA, black Handle	
Quantity/Case (pcs.)	Minimum 12 pcs. (Master Case: 60)	
Also Available In	23886 ■ Blue Handle 23888 ■ Red Handle	23889 ■ Yellow Handle



10"/ 12" STEAK G-EDGE KNIFE

Item	12176	12173
Description	10" G-Edge Steak Knife, approx. 1 1/2" Wide, Black Handle	12" G-Edge Steak Knife, approx. 1 1/2" Wide, Black Handle
Quantity/Case (pcs.)	Minimum 12 pcs. (Master Case: 60)	



Bulk knives are not part of any freight programs and are managed separately from any special pricing structure, please contact your sales representative for details.

10"/ 12" STEAK KNIFE WITH BLACK DR HANDLE

Item	11566	11568
Description	10" Steak Knife, approx. 1 1/2" Wide, Black DR Handle	12" Steak Knife, approx. 1 1/2" Wide, Black DR Handle
Quantity/Case (pcs.)	Minimum 12 pcs. (Master Case: 60)	



11566/ 11568

10"/ 12" STEAK KNIFE WITH WOOD DR HANDLE

Item	11567	11569
Description	10" Steak Knife, approx. 1 1/2" Wide, DR wood Handle	12" Steak Knife, approx. 1 1/2" Wide, DR wood Handle
Quantity/Case (pcs.)	Minimum 12 pcs. (Master Case: 60)	



11567/11569

12" STEAK SLIM BLADE WITH BLACK HANDLE

Item	12182
Description	12" Steak slim blade, approx. 1" wide, black Handle
Quantity/Case (pcs.)	Minimum 12 pcs. (Master Case: 120)



12182

11" ENGLISH BUTCHER KNIFE WITH BLACK HANDLE

Item	12507
Description	11" English Butcher Knife with Black Granton Edge Handle
Quantity/Case (pcs.)	Minimum 12 pcs. (Master Case: 120)



12507

12" BUTCHER KNIFE WITH BLACK HANDLE

Item	31271
Description	12" Butcher Knife with Black DR Handle
Quantity/Case (pcs.)	Minimum 12 pcs. (Master Case: 120)



31271

6" SKINNING KNIFE

Item	11863
Description	6" Skinning knife, approx. 1 1/2" wide, black Handle
Quantity/Case (pcs.)	Minimum 12 pcs. (Master Case: 120)



11863

6" STICKING KNIFE

Item	12062
Description	6" Sticking knife, approx. 1 1/4" wide, black Handle
Quantity/Case (pcs.)	Minimum 12 pcs. (Master Case: 120)



12062

Bulk knives are not part of any freight programs and are managed separately from any special pricing structure, please contact your sales representative for details.

Cleavers

The standard Cleavers are designed for chopping through thin and soft bone. The Chinese Style Cleavers are also suited for chopping vegetables. Cleavers are not used for cutting through thick, hard bones – instead, it is recommended that you use a band saw, or a manual bone handsaw.

6" / 7" CLEAVER WITH BLACK POLYPROPYLENE HANDLE

Item	10548	10549
Description	6" Cleaver, approx. 3 1/8" wide	7" Cleaver, approx. 3 1/16" wide
Quantity/Case (pcs.)	Minimum 12 pcs. (Master Case: 24)	



10548/ 10549

8" / 9" / 10" CLEAVER WITH BLACK POLYPROPYLENE HANDLE

Item	10550	10551	10546
Description	8" Cleaver, approx. 4 3/8" wide	9" Cleaver, approx. 4 3/8" wide	10" Cleaver, approx. 4 5/8" wide
Quantity/Case (pcs.)	Minimum 12 pcs. (Master Case: 24)		



10550/ 10551/ 10546

8" CLEAVER CHINESE STYLE WITH POLYPROPYLENE HANDLE

Item	16816
Description	8" Cleaver Chinese style, approx. 3 1/4" wide, black Handle
Quantity/Case (pcs.)	Minimum 12 pcs. (Master Case: 24)



16816

8" / 8.5" CLEAVER CHINESE STYLE WITH STAINLESS STEEL HANDLE

Item	10555	10554
Description	8" Cleaver Chinese style number 2, approx. 3 1/2" wide, stainless steel Handle	8 1/2" Cleaver Chinese style, approx. 4" wide, stainless steel Handle
Quantity/Case (pcs.)	Minimum 12 pcs. (Master Case: 48)	



10555/ 10554

8.5" CLEAVER CHINESE STYLE WITH POLYPROPYLENE HANDLE

Item	10552
Description	8 1/2" Cleaver Chinese style, approx. 4" wide, black Handle
Quantity/Case (pcs.)	Minimum 12 pcs. (Master Case: 48)



10552

Bulk knives are not part of any freight programs and are managed separately from any special pricing structure, please contact your sales representative for details.

8" / 8 1/2" CLEAVER CHINESE STYLE WITH WOOD HANDLE

Item	10557	10556
Description	8" Cleaver Chinese style, approx. 4" wide, premium wood handle	8 1/2" Cleaver Chinese style, approx. 4" wide, wood handle
Quantity/Case (pcs.)	Minimum 12 pcs. (Master Case: 48)	



10557 / 10556

7" CLEAVER WITH WOOD HANDLE

Item	20064
Description	7" cleaver, wood Handle, narrow (2.5mm), approx: 4 1/4" Wide
Quantity/Case (pcs.)	Minimum 12 pcs. (Master Case: 24)



20064

6" / 7" / 8" / 9" CLEAVER WITH WOOD HANDLE

Item	10558	10559
Description	6" Cleaver, approx. 3 1/8" wide	7" Cleaver, approx. 3 7/16" wide
Quantity/Case (pcs.)	Minimum 12 pcs. (Master Case: 24)	

Item	10560	10561
Description	8" Cleaver, approx. 4 3/4" wide	9" Cleaver, approx. 4 7/16" wide
Quantity/Case (pcs.)	Minimum 12 pcs. (Master Case: 24)	



10558 / 10559 / 10560 / 10561

Bulk knives are not part of any freight programs and are managed separately from any special pricing structure, please contact your sales representative for details.

Cook Knives

Our knives are made of premium quality stainless steel. Each profile has been designed to exacting standards to ensure strength and durability. They are available in various Handle types, colors, and blade configurations to suit your needs. The average cook knife is 8-10 inches, and if you examine the knife on its side, you'll note that the blade heel is the widest part of the knife. When you're slicing ingredients that are tough you'll get the most leverage over your ingredients when you cut from the knife heel.

8" GYUTO DAMASCUS STYLE FORGED KNIFE WITH GIFT BOX NEW!

Item	47912
Description	8" Gyuto Damascus Style Forged Knife With Gift Box
Quantity/Case (pcs.)	1



8" COOK MEDIUM BLADE WITH POLYPROPYLENE HANDLE

Item	11973
Description	8" Cook medium knife, approx. 2 1/2" wide, black Handle
Quantity/Case (pcs.)	Minimum 12 pcs. (Master Case: 60)
Also Available In	12025 □ White Handle 11992 ■ Blue Handle 12016 ■ Yellow Handle 12003 ■ Green Handle 12008 ■ Red Handle



10" COOK MEDIUM BLADE WITH POLYPROPYLENE HANDLE

Item	12074
Description	10" Cook medium knife, approx. 2 3/4" wide, black Handle
Quantity/Case (pcs.)	Minimum 12 pcs. (Master Case: 60)
Also Available In	12142 □ White Handle 12097 ■ Blue Handle 12127 ■ Yellow Handle 12108 ■ Green Handle 12117 ■ Red Handle



10" COOK WIDE BLADE WITH POLYPROPYLENE HANDLE

Item	11881
Description	10" Cook wide, approx. 3" wide blade, black Handle
Quantity/Case (pcs.)	Minimum 12 pcs. (Master Case: 60)
Also Available In	11949 □ White Handle 11900 ■ Blue Handle 11935 ■ Yellow Handle 11913 ■ Green Handle 11923 ■ Red Handle



12" COOK REGULAR BLADE

Item	12044
Description	12" Cook knife, approx. 2 1/2" regular blade, black Handle
Quantity/Case (pcs.)	Minimum 12 pcs. (Master Case: 60)



Bulk knives are not part of any freight programs and are managed separately from any special pricing structure, please contact your sales representative for details.

8"/ 10" COOK MEDIUM WITH G-EDGE BLADE

Item	16833	12172
Description	8" Cook G-edge, approx. 2 1/2" wide, black Handle	10" Cook G-edge, approx. 2 3/4" wide, black Handle
Quantity/Case (pcs.)	Minimum 12 pcs. (Master Case: 60)	



16833/12172

8" COOK MEDIUM KNIFE WITH SUPER FIBER HANDLE

Item	21597	
Description	8" Cook knife, Victory USA, approx. 2 1/2" wide, black Handle	
Quantity/Case (pcs.)	Minimum 12 pcs. (Master Case: 60)	
Also available in	23874  Blue Handle	23876  Red Handle
	23877  Yellow Handle	23875  Green Handle



21597

10" COOK MEDIUM KNIFE WITH SUPER FIBER HANDLE

Item	12861	
Description	10" Cook knife, Victory USA, approx. 2 3/4" wide, black Handle	
Quantity/Case (pcs.)	Minimum 12 pcs. (Master Case: 60)	
Also available in	23878  Blue Handle	23880  Red Handle
	23879  Green Handle	



12861

8" COOK KNIFE WITH ROSEWOOD HANDLE

Item	17634	
Description	8" Cook knife, approx. 2 1/16" wide, rosewood Handle	
Quantity/Case (pcs.)	Minimum 12 pcs. (Master Case: 60)	



17634

8"/ 10"/ COOK MEDIUM BLADE WITH WOOD HANDLE

Item	11479	11477
Description	8" Cook knife, approx. 2 5/8" wide, wood Handle	10" Cook knife, approx. 2 5/8" wide, wood Handle
Quantity/Case (pcs.)	Minimum 12 pcs. (Master Case: 60)	



11479/ 11477

Bulk knives are not part of any freight programs and are managed separately from any special pricing structure, please contact your sales representative for details.

Knife Accessories & Sharpeners

KNIFE BAG & HOLDER

Item	12912	18994
Description	Nylon Knife Bag (knives not included)	Knife Set (with nylon knife bag & 11548 steak table knife)



KNIFE SANITIZER *Knives not included*

FEATURES

- Comes with an element and knife insert
- Efficiently store and sanitize knives
- Made of stainless steel
- Designed to be mounted or free standing
- Fits up to 6-inch and 12-inch blades

Item	19925	19926
Description	Knife sanitizer for 6" knives	Knife sanitizer for 12" knives
Inner Dimensions	5" x 8" x 9"	5" x 8" x 17"
Net Dimensions	7" x 8" x 9"	7" x 8" x 13"
Gross Weight	6 lb. / 2.7 kg.	7 lb. / 3 kg.



IMMERSION HEATER FOR KNIFE SANITIZER *Knives not included*

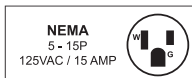
FEATURES

- A 1,100W submersible heater that controls the temperature of 1 Gallon of water to 80 Degrees minimum

Item	47904
Description	Immersion heater Model 305, 115V
Net Dimensions	5.5" x 8.75" x 4"
Gross Weight	2 lb. / 1 kg.




KNIFE SHARPENING MACHINE *Knives Not Included*



Item	10996
Weight	9 lb. / 4 kg.
Dimensions	8.25" x 8" x 6"



SHARPENING STONES AND OIL



Item	Description	Dimensions
10968	CSS-8 Chinese Combo Stone Medium and Fine,	8" x 2" x 2"
10970	Norton Sharpening Stone JUM3 Crystolon Combination, Giant Bench Stone	11.5" x 2.5" x 1"
10972	IB8 Combo Stone Crystolon Coarse/Fine	8" x 2" x 1"
10973	JB8 Combo Stone India Coarse Fine	8" x 2" x 1"
10976	Aluminum Oxide Quick Cut Bench Combination	8" x 2" x 1"
10969	Norton Sharpening Stone, JD2 Crystolon Utility File 14" x 3" x 1.75"	14" x 3" x 1.75"
10971	Norton Sharpening Stone, Replacement Oil Stone, JM3 Coarse Crystolon	12" x 2.75" x 0.75"
10974	Norton Sharpening Stone, Replacement Oil Stone, JM6 Medium Crystolon	12" x 2.75" x 0.75"
10975	Norton Sharpening Stone, Replacement Oil Stone, IM9 Fine India	12" x 2.75" x 0.75"
10977	Norton Multi-Oil Stone, Lid & 3 Stones Included	19" x 5" x 4.5"
10978	Oil for stones, 16oz (1 pint)	-

SHARPENING STEELS

Sharpening your knives has never been easier with our high quality steels. By holding your knives at a 20° angle, and the steel vertically, you ensure the maximum amount of coverage for the perfect edge.

ROUND STEEL

Item	13889	13904	13927
Description	10" Round Steel, Black Handle	12" Round Steel, Black Handle	14" Round Steel, Black Handle
Quantity/Case (pcs.)	Master Case: 24		



13889/ 13904/ 13927

OVAL STEEL

Item	13881	13768	13885
Description	10" Oval Steel, Black Handle	12" Oval Steel, Black Handle	14" Oval Steel, Black Handle
Quantity/Case (pcs.)	Master Case: 24		



13881/ 13768/ 13885

DIAMOND STEEL

Item	13773	13774	13775
Description	10" Diamond Steel, Black Handle	12" Diamond Steel, Black Handle	14" Diamond Steel, Black Handle
Quantity/Case (pcs.)	Master Case: 24		




13773/ 13774/ 13775

Knives Racks & Storage

PLASTIC MAGNETIC KNIFE BAR

Item	Description
12942	Plastic Magnetic Knife Bar 13"
12943	Plastic Magnetic Knife Bar 15"
12944	Plastic Magnetic Knife Bar 22"
23592	Stainless Steel Magnetic Knife Bar 17 3/4"



SCABBARDS

Item	Description	Quantity/Case (pcs.)
12907	Scabbard " A", 1.5" x 5.5" x 15.25", Holds two 7" knives	10
12908	Scabbard " B", 1.5" x 5.75" x 20.5", Holds one 7" and one 12" knives	10
12909	Scabbard " C", 1.5" x 7" x 15.25", Holds three 7"knives	10



LARGE STAINLESS STEEL KNIFE RACKS WITH AN OPEN BACK

CAPACITY:

- 1 pc.- 3/4" wide sharpening steel
- 2 pcs.- 1/2" wide sharpening steels
- 3 pcs.- 1" wide knives
- 3 pcs.- 2" wide knives
- 1 pc.- 5 3/4" wide knife

Item	12905	12940
Description	Knife rack with black plastic insert. Dimensions: 23.3" x 1.75" x 12.5"	Black Insert ONLY



DOUBLE STAINLESS STEEL KNIFE RACKS WITH AN OPEN BACK

CAPACITY:

- 2 (x2) pcs.- 5/8" wide sharpening steels
- 5 (x2) pcs.- 3" wide knives
- 2 (x2) pcs.- 1 1/2" wide knives
- 2 (x2) pcs.- 1" wide knives
- 1 (x2) pc. - 4 1/2" wide knives

Item	12906
Description	Black Plastic Insert, Dimensions: 24" x 2.5" x 12.5"



CUTLERY HOLDER

Item	40401
Description	Gray Cutlery Holder, Plastic. Dimensions (WDH): 20.5" x 12" x 3.75"



PLASTIC KNIFE RACKS

FEATURES

- 1 pc. - 1/2" wide sharpening steel
- 4 pcs. - 1 5/8" wide knives
- 6 pcs. - 3" wide knives
- 1 pc. - 5 5/8" wide knife

Item	Description	Quantity/Case (pcs.)
11540	Black, Dimensions: 12.5" x 3.5" x 16"	12
11541	Blue, Dimensions: 12.5" x 3.5" x 16"	12
11542	Green, Dimensions: 12.5" x 3.5" x 16"	12
11543	Red, Dimensions: 12.5" x 3.5" x 16"	12
11544	Yellow, Dimensions: 12.5" x 3.5" x 16"	12
11545	Gray, Dimensions: 12.5" x 3.5" x 16"	12
11546	Tan, Dimensions: 12.5" x 3.5" x 16"	12



SMALL STAINLESS STEEL KNIFE RACKS WITH AN OPEN BACK

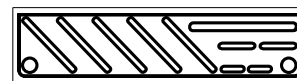


CAPACITY:

- 2 pcs.- 5/8" wide sharpening steels
- 2 pcs.- 1" wide knives
- 5 pcs.- 3" wide knives
- 1 pc.- 4 1/2" wide knives
- 2 pcs.- 1 1/2" wide knives

Item	Description	Quantity/Case (pcs.)
12903	Black Insert, Dimensions: 12" x 2.5" x 12.5" (WDH)	12
12926	Blue Insert, Dimensions: 12" x 2.5" x 12.5" (WDH)	12
12928	Green Insert, Dimensions: 12" x 2.5" x 12.5" (WDH)	12
12931	Red Insert, Dimensions: 12" x 2.5" x 12.5" (WDH)	12
12937	Yellow Insert, Dimensions: 12" x 2.5" x 12.5" (WDH)	12
12933	Tan Insert, Dimensions: 12" x 2.5" x 12.5" (WDH)	12
12935	White Insert, Dimensions: 12" x 2.5" x 12.5" (WDH)	12

- 12936 White Insert only
- 12930 Black Insert only
- 12927 Blue Insert only
- 12932 Red Insert only
- 12938 Yellow Insert only
- 12929 Green Insert only
- 12934 Tan Insert only



EXTRA SMALL STAINLESS STEEL KNIFE RACKS WITH A CLOSED BACK

FEATURES

- 1 pc.- 1/2" wide sharpening steel
- 2 pcs.- 5 5/8" wide knives
- 1 pc.- 4 1/2" wide knife

Item	Description	Quantity/Case (pcs.)
12902	Black Insert, Dimensions: 6" x 2.5" x 12.25"	1
12914	Blue Insert, Dimensions: 6" x 2.5" x 12.25"	1
12916	Green Insert, Dimensions: 6" x 2.5" x 12.25"	1
12918	Red Insert, Dimensions: 6" x 2.5" x 12.25"	1
12924	Yellow Insert, Dimensions: 6" x 2.5" x 12.25"	1
12920	Tan Insert, Dimensions: 6" x 2.5" x 12.25"	1
12922	White Insert, Dimensions: 6" x 2.5" x 12.25"	1

- 12923 White Insert only
- 17882 Black Insert only
- 12915 Blue Insert only
- 12919 Red Insert only
- 12917 Green Insert only
- 12921 Tan Insert only
- 12925 Yellow Insert only



Paring Knives

4" PARING GYUTO DAMASCUS STYLE FORGED KNIFE WITH GIFT BOX NEW!

Item	47911
Description	4" Paring Gyuto Damascus Style Forged Knife With Gift Box
Quantity/Case (pcs.)	1



47911

3.25" PARING HOTEL STYLE KNIFE WITH POLYPROPYLENE HANDLE

Item	12406
Description	3 1/4" Paring hotel style knife, approx. 3/4" wide, black Handle (Nella)
Quantity/Case (pcs.)	Minimum 12 pcs. (Master Case: 500)



12406

3.25" PARING KNIFE WITH POLYPROPYLENE HANDLE

Item	11534
Description	3 1/4" Paring knife, approx. 3/4" wide, black Handle
Quantity/Case (pcs.)	Minimum 12 pcs. (Master Case: 250)



11534

4" PARING WAVE EDGE KNIFE WITH POLYPROPYLENE HANDLE

Item	11494
Description	4" Paring wave edge knife, approx. 3/4" wide, black Handle
Quantity/Case (pcs.)	Minimum 12 pcs. (Master Case: 250)
Also Available In	11499 □ White Handle 11498 ■ Yellow Handle 11495 ■ Blue Handle 11496 ■ Green Handle 11497 ■ Red Handle



11494

4" PARING KNIFE WITH POLYPROPYLENE HANDLE

Item	24060
Description	4" paring Knife, black Handle, approx. 3/4" wide, Precision
Quantity/Case (pcs.)	Minimum 12 pcs. (Master Case: 288)
Also Available In	24069 □ White Handle 24067 ■ Yellow Handle 24064 ■ Blue Handle 24065 ■ Orange Handle 24066 ■ Red Handle 24068 ■ Green Handle



24060

Bulk knives are not part of any freight programs and are managed separately from any special pricing structure, please contact your sales representative for details.

Pizza Knives

16" PIZZA KNIFE

Item	11520	11519
Description	16" Pizza Knife, approx. 2 7/8" Wide, White Double Handle	16" Pizza Knife, approx. 2 7/8" Wide, Black, Double Handle
Quantity/Case (pcs.)	Minimum 12 pcs. (Master Case: 24)	



11520

18" PIZZA KNIFE

Item	31356	31355
Description	18" Pizza Knife, Black DR Handle, approx. 2 13/16" Wide	18" Pizza Knife, White DR Handle, approx. 2 13/16" Wide
Quantity/Case (pcs.)	Minimum 12 pcs. (Master Case: 24)	



31356

18" PIZZA KNIFE HANDLE

Item	12746
Description	Handle for 18" Pizza Knife
Quantity/Case (pcs.)	Minimum 12 pcs.



12746

5" R-STYLE PIZZA CUTTER

Item	20428
Description	5" R-Style Pizza Cutter, Black Handle
Quantity/Case (pcs.)	Minimum 12 pcs. (Master Case: 60)



20428

18" PIZZA KNIFE

Item	12794	12815
Description	4" Pizza Cutter, black Handle	4" R-Style Pizza Cutter, white Handle
Quantity/Case (pcs.)	Minimum 12 pcs. (Master Case: 60)	
Also Available In	-	12806 ■ Black Handle 12811 ■ Blue Handle 12813 ■ Red Handle 18841 ■ Green Handle



12815



12794

18" PIZZA ROCKER

Item	12818
Description	20" Pizza Rocker, approx. 4 5/16" wide, 2 black Handle
Quantity/Case (pcs.)	Minimum 12 pcs. (Master Case: 24)



12818

Bulk knives are not part of any freight programs and are managed separately from any special pricing structure, please contact your sales representative for details.

Produce & Turning Knives and Shears

PRODUCE & TURNING KNIVES

CUT-OFF KNIFE WITH POLYPROPYLENE HANDLE

Item	11601	11609
Description	4 1/2" Cut-off knife with guard, approx. 1" wide, black Handle	6" Cut-off knife with guard, approx. 1" wide, black Handle
Quantity/Case (pcs.)	Minimum 12 pcs. (Master Case: 120)	
Also Available In	11604 ■ Green Handle	47458 ■ Green Handle



3.25" LETTUCE KNIFE WITH POLYPROPYLENE HANDLE

Item	12372
Description	3 1/4" Lettuce knife, approx. 3/4" wide, black Handle
Quantity/Case (pcs.)	Minimum 12 pcs. (Master Case: 250)



2.5" TURNING KNIFE

Item	12475
Description	2 1/2" Turning knife, black Handle
Quantity/Case (pcs.)	Minimum 12 pcs. (Master Case: 120)



3" TURNING FORGED KNIFE

Item	18348
Description	3" Turning forged knife, Anton
Quantity/Case (pcs.)	Minimum 6 pcs.



UNIVERSAL SCISSORS (PARAMEDIC STYLE)

NEW!

Item	20389
Description	18cm / 7" Universal Scissors with Black Handle (Paramedic Style)



STAINLESS STEEL POULTRY SHEARS

Item	12901	47646
Description	14.9" Blade, 11.25" full length shears with Red Handle	4.7" Blade, 10" full length shears with Blue Handle



Bulk knives are not part of any freight programs and are managed separately from any special pricing structure, please contact your sales representative for details.

Retail Ready Knives

10 PC. BLOCK KNIFE SET



INCLUDES

- 3 1/2" hollow grind paring knife
- 4" paring knife
- 4" wave paring knife
- 6" straight boning knife
- 10" straight slicer
- 10" straight wave slicer
- 8" medium cook knife
- 10" medium cook knife
- 10" round sharpening steel
- Wooden knife block



12887

Item	12887
Description	10-Piece. Knife Set
Quantity/Case (pcs.)	1 Set

RETAIL READY KNIVES



FEATURES

- Constructed with high-quality 900 Series stainless steel with a molded polypropylene Handle
- Packaging allows these specific knives to be sold commercially on a point of purchase stand

OMCAN 9000

Item	21874	21880
Description	4" Straight Paring knife and 4" Waved paring knife, Retail Pack	12" Straight Slicer, Retail Pack
Quantity/Case (pcs.)	6	6



21874



21880

OMCAN FORGED KNIVES

Item	21883	21882	21884
Description	7" Santoko Forged, G-Edge, premium Anton, Retail Pack	9" Forged Wave Slicer Premium Anton, Retail Pack	8" Cook medium forged knife, approx. 2" wide, premium, Anton
Quantity/Case (pcs.)	6	6	Minimum 12 pcs. (Master Case: 60)



21883



21884



21882

Seafood & Specialty Knives

OYSTER KNIFE

Item	11523
Description	3 ¾" Oyster knife, approx. ¾" wide, blue handle
Quantity/Case (pcs.)	Minimum 12 pcs. (Master Case: 250)



11523

CLAM KNIFE

Item	12750
Description	3 ½ Clam knife, approx. ¾" wide, blue handle
Quantity/Case (pcs.)	Minimum 12 pcs. (Master Case: 250)



12750

LOBSTER CUTTER

Item	27863
Description	Lobster Cutter
Quantity/Case (pcs.)	1



27863

8" FILLET KNIFE WITH BLACK HANDLE

Item	11834	11854
Description	8" Fillet straight blade knife, approx. 1" wide	8" Fillet light gauge straight blade knife, approx. 1" wide
Quantity/Case (pcs.)	Minimum 12 pcs. (Master Case: 60)	
Also Available In	11856 <input type="checkbox"/> White Handle 11843 <input checked="" type="checkbox"/> Blue Handle 11851 <input checked="" type="checkbox"/> Red Handle	-



11834/ 11854

4.75" POULTRY KNIFE WITH BLACK HANDLE

Item	12383
Description	4 ¾" Poultry knife, approx. ¾" wide
Quantity/Case (pcs.)	Minimum 12 pcs. (Master Case: 60)



12383

Bulk knives are not part of any freight programs and are managed separately from any special pricing structure, please contact your sales representative for details.

Slicers & Bread Knives

Carving knives are designed for slicing large cuts of cooked meats. The bread knives are designed with serrated blades for slicing large loaves of bread.

8" SLICER GYUTO DAMASCUS STYLE FORGED KNIFE WITH GIFT BOX NEW!

Item	47910
Description	8" Slicer Gyuto Damascus Style Forged Knife With Gift Box
Quantity/Case (pcs.)	1



8" SLICER NARROW BLADE KNIFE WITH POLYPROPYLENE HANDLE

Item	12603
Description	8" Slicer narrow blade knife, approx. 1" wide, R-wave, black Handle
Quantity/Case (pcs.)	Minimum 12 pcs. (Master Case: 120)
Also Available In	12613 ■ Blue Handle 12627 ■ Yellow Handle 12622 ■ Red Handle 12617 ■ Green Handle



9" SLICER OFF-SET BLADE KNIFE WITH POLYPROPYLENE HANDLE

Item	12427
Description	9" Slicer off-set wave edge blade knife, approx. 2" wide, black Handle
Quantity/Case (pcs.)	Minimum 12 pcs. (Master Case: 120)
Also Available In	12434 ■ Blue Handle 12440 ■ Red Handle 12444 ■ Yellow Handle 12437 ■ Green Handle



9" SLICER FORGED KNIFE WITH PREMIUM BLACK HANDLE

Item	24860
Description	9" Slicer forged waved knife, approx. 1 1/4" wide, Anton
Quantity/Case (pcs.)	Minimum 6 pcs.



10" SLICER CURVED KNIFE WITH POLYPROPYLENE HANDLE

Item	12821
Description	10" Slicer curved knife, approx. 1 1/4" wide, Narrow Wave Edge, black Handle
Quantity/Case (pcs.)	Minimum 12 pcs. (Master Case: 120)



Bulk knives are not part of any freight programs and are managed separately from any special pricing structure, please contact your sales representative for details.

SLICERS & BREAD KNIVES

10" SLICER STRAIGHT WAVE EDGE KNIFE WITH POLYPROPYLENE HANDLE

Item	12644
Description	10" Slicer straight wave knife, approx. 1 1/2" wide, black Handle
Quantity/Case (pcs.)	Minimum 12 pcs. (Master Case: 120)



10" SLICER CURVED WAVE EDGE KNIFE WITH POLYPROPYLENE HANDLE

Item	12452
Description	10" Slicer curved wave edge knife, approx. 1 1/2" wide, black Handle
Quantity/Case (pcs.)	Minimum 12 pcs. (Master Case: 60)



12" SLICER STRAIGHT WAVE EDGE BLADE KNIFE WITH POLYPROPYLENE HANDLE

Item	12696
Description	12" Slicer straight wave edge blade knife, approx. 1 1/2" wide, black Handle
Quantity/Case (pcs.)	Minimum 12 pcs. (Master Case: 60)



12" SLICER STRAIGHT KNIFE WITH POLYPROPYLENE HANDLE

Item	12524	
Description	12" Slicer straight knife, approx. 1 1/2" wide, black Handle	
Quantity/Case (pcs.)	Minimum 12 pcs. (Master Case: 60)	
Also Available In	12553 Red Handle	12543 Blue Handle
	12559 Yellow Handle	12547 Green Handle



14" SLICER STRAIGHT KNIFE WITH POLYPROPYLENE HANDLE

Item	12573
Description	14" Slicer straight knife, approx. 1 1/2" wide, black Handle
Quantity/Case (pcs.)	Minimum 12 pcs. (Master Case: 60)



12"/ 14" SLICER STRAIGHT G-EDGE KNIFE

Item	12713	12727
Description	12" Slicer straight knife, approx. 1 1/2" wide, G-Edge, black Handle	14" Slicer straight knife, approx. 1 1/2" wide, G-Edge, black Handle
Quantity/Case (pcs.)	Minimum 12 pcs. (Master Case: 60)	



14" SLICER G-EDGE BLADE KNIFE WITH BLACK SUPER FIBER HANDLE

Item	18620
Description	14" Slicer G-Edge blade knife, approx. 1 3/4 wide, Victory USA
Quantity/Case (pcs.)	Minimum 12 pcs. (Master Case: 60)



Bulk knives are not part of any freight programs and are managed separately from any special pricing structure, please contact your sales representative for details.

11 1/4" SASHIMI NARROW SLICER WITH BLACK HANDLE

Item	23862
Description	11 1/4" sashimi narrow slicer, approx. 1" wide, flexible
Quantity/Case (pcs.)	Minimum 12 pcs. (Master Case: 60)



23862

11 1/2" SASHIMI NARROW SLICER WITH BLACK HANDLE

Item	23863
Description	11 1/2" sashimi narrow slicer, approx. 3/4 wide, G-edge
Quantity/Case (pcs.)	Minimum 12 pcs. (Master Case: 60)



23863

12"/ 14" SLICER STRAIGHT KNIFE WITH WOOD HANDLE

Item	11573	11572
Description	12" DR wood Handle, approx: 1 3/4" Wide	14" DR wood Handle, approx: 1 3/4" Wide
Quantity/Case (pcs.)	Minimum 12 pcs. (Master Case: 60)	



11573/11572

12"/ 14" G-EDGE SLICER KNIFE WITH WOOD HANDLE

Item	11513	11514
Description	12" wood Handle, G-edge, approx: 2" Wide	14" wood Handle, G-edge, approx: 1 1/2" Wide
Quantity/Case (pcs.)	Minimum 12 pcs. (Master Case: 60)	



11513/11514

14" SLICER G-EDGE KNIFE WITH WOOD HANDLE

Item	18372
Description	14" slicer wide, G-edge, wood Handle, approx: 1 3/4" Wide
Quantity/Case (pcs.)	Minimum 12 pcs. (Master Case: 60)



18352

16" LOIN SLICER WITH BLACK HANDLE

Item	17872
Description	16" loin slicer, black Handle, approx: 1 1/4" Wide
Quantity/Case (pcs.)	Minimum 12 pcs. (Master Case: 60)



17872

19" KEBAB SLICER WITH BLACK HANDLE

Item	12749
Description	19" kebab slicer, black Handle, approx: 2" Wide
Quantity/Case (pcs.)	Minimum 12 pcs. (Master Case: 60)



12749

Bulk knives are not part of any freight programs and are managed separately from any special pricing structure, please contact your sales representative for details.

Specialty Knives



14" WATERMELON KNIFE

Item	11515
Description	14" Watermelon knife, approx. 1 3/4" wide, black Handle
Quantity/Case (pcs.)	Minimum 12 pcs. (Master Case: 60)
Also Available In	18739 ■ Green Handle



11515

14" CHEESE KNIFE

Item	11518
Description	14" Cheese knife, approx. 2 1/2" wide, double wood Handle
Quantity/Case (pcs.)	Minimum 12 pcs. (Master Case: 24)



11518

15 1/2" CHEESE KNIFE

Item	17070	12742
Description	15 1/2" Cheese knife, approx. 2 1/2" wide, double black Handle	15 1/2" cheese knife, approx: 2 1/2" wide, double black Handle
Quantity/Case (pcs.)	Minimum 12 pcs. (Master Case: 24)	



17070



12742

7" / 8" MULTI-PURPOSE KNIFE WITH BLACK HANDLE

Item	12761	17892
Description	7" Multi-Purpose knife, approx. 1 13/16" wide, G-Edge	8" Forged G-Edge Santoko, approx. 1 3/4" Wide, Anton
Quantity/Case (pcs.)	12 pcs.	6 pcs.



12761



17892

STEAK TABLE KNIFE

Item	12791
Description	Steak pointed tip table knife with wooden Handle
Quantity/Case (pcs.)	1 set (6pcs./set)



12791

STEAK TABLE KNIFE WITH PLASTIC HANDLE

Item	11551 NEW!	11548
Description	Pointy Tip, Narrow Blade with Plastic Black Handle	Rounded Tip, Narrow Blade with Plastic Black Handle
Quantity/Case (pcs.)	Minimum 12 pcs. (Master Case: 60)	



11551



11548

5.5" UTILITY GYUTO DAMASCUS STYLE FORGED KNIFE WITH GIFT BOX NEW!

Item	47913
Description	5.5" Utility Gyuto Damascus Style Forged Knife With Gift Box
Quantity/Case (pcs.)	1



47913

Bulk knives are not part of any freight programs and are managed separately from any special pricing structure, please contact your sales representative for details.

Splitters

12" FISH SPLITTER WITH BLACK HANDLE

Item	11600
Description	12" fish splitter, black DR Handle, approx: 2 ¾" Wide
Quantity/Case (pcs.)	Minimum 12 pcs. (Master Case: 24)



11600

12 1/2" FISH SPLITTER WITH WOODEN HANDLE

Item	17042
Description	12 ½" fish splitter, wooden Handle, approx: 2 ¾" Wide
Quantity/Case (pcs.)	Minimum 12 pcs. (Master Case: 24)



17042

12 1/2" FISH SPLITTER WITH BLUE HANDLE

Item	12755
Description	12 ½" fish splitter, blue Handle, approx: 2 ¾" Wide
Quantity/Case (pcs.)	Minimum 12 pcs. (Master Case: 24)



12755

12" POULTRY SPLITTER

Item	12387
Description	12" poultry splitter, yellow Handle, approx: 2 ¾" Wide
Quantity/Case (pcs.)	Minimum 12 pcs. (Master Case: 12-24)



12387

Bulk knives are not part of any freight programs and are managed separately from any special pricing structure, please contact your sales representative for details.



04

Kitchen Essentials

Aluminum Cookware

- Certified For Commercial Use
- Made Of Heavy Gauge Reinforced Premium Aluminum
- Designed For Superior Strength And Durability



ALUMINUM BRAZIER PAN AND COVER *Covers Are Sold Separately By Case*



Pan Item	Cover Item (6pcs/set)	Description	Dimensions (DiaH)	Thickness	Quantity/Case (pcs.)
43358	43362	15 QT Aluminum Brazier Pan	13.8" x 6"	6 mm	1
-	80489	18 QT Aluminum Brazier Pan	-	-	-
43359	43436	20 QT Aluminum Brazier Pan	16" x 5.5"	6 mm	1
43360	43364	24 QT Aluminum Brazier Pan	18" x 5.5"	6 mm	1
43361	43365	30 QT Aluminum Brazier Pan	20" x 5.6"	6 mm	1



Aluminum Brazier Pan And Cover

NEW!

ALUMINUM SAUCE POT AND COVER *Covers Are Sold Separately By Case*



Pot Item	Cover Item (6pcs/set)	Description	Dimensions	Thickness	Quantity/Case (pcs.)
43390	80506	8 QT Aluminum Sauce Pot	10" x 6.3"	4 mm	1
43391	80508	14 QT Aluminum Sauce Pot	11.8" x 7.5"	4 mm	1
43392	43434	20 QT Aluminum Sauce Pot	12.9" x 9"	4 mm	1
43429	-	26 QT Aluminum Sauce Pot	13.6" x 10"	4 mm	1
43430	43436	36 QT Aluminum Sauce Pot	15.9" x 9.9"	4 mm	1
43431	43437	40 QT Aluminum Sauce Pot	18" x 10"	4 mm	1



Aluminum Sauce And Pot Cover

ALUMINUM SAUTE PAN AND COVER *Covers Are Sold Separately By Case*



Pan Item	Cover Item (6pcs/set)	Description	Dimensions	Thickness	Quantity/Case (pcs.)
43442	80518	3 QT Aluminum Saute Pan	10" x 2.6"	3.5 mm	1
43443	80520	5 QT Aluminum Saute Pan	12" x 3"	3.5 mm	1
43444	-	7.5 QT Aluminum Saute Pan	14" x 3"	3.5 mm	1



Aluminum Saute Pan And Cover

ALUMINUM STOCK POT AND COVERS *Covers Are Sold Separately By Case*



Pan Item	Cover Item (6pcs/set)	Description	Dimensions (DiaH)	Thickness	Quantity/Case (pcs.)
43366	43378	8 QT Aluminum Stock Pot	9" x 7.3"	4 mm	1
43367	43379	12 QT Aluminum Stock Pot	9.8" x 9.5"	4 mm	1
43368	43380	16 QT Aluminum Stock Pot	11" x 10"	4 mm	1
43369	43381	20 QT Aluminum Stock Pot	11.8" x 11"	4 mm	1
43370	43382	24 QT Aluminum Stock Pot	12.6" x 11.4"	4 mm	1
43371	43383	30 QT Aluminum Stock Pot	13.8" x 12.6"	4 mm	1
43372	43384	40 QT Aluminum Stock Pot	14.6" x 14.4"	4 mm	1
43373	43385	60 QT Aluminum Stock Pot	17.3" x 16"	4 mm	1
43374	43386	80 QT Aluminum Stock Pot	19" x 17"	4 mm	1
43375	43387	100 QT Aluminum Stock Pot	20" x 18.4"	4 mm	1
43376	43388	120 QT Aluminum Stock Pot	21.7" x 19.5"	6 mm	1
43377	43389	140 QT Aluminum Stock Pot	22.8" x 20.3"	6 mm	1



Aluminum Stock Pot And Cover

ALUMINUM SAUCE PAN AND COVERS *Covers Are Sold Separately By Case*

Pan Item	Cover Item (6pcs/set)	Description	Thickness	Quantity/Case (pcs.)
43342	43350	1.5 QT Aluminum Sauce Pan	3 mm	1
43343	43351	2.5 QT Aluminum Sauce Pan	3 mm	1
43344	43352	3.5 QT Aluminum Sauce Pan	3 mm	1
43345	43353	4.5 QT Aluminum Sauce Pan	3 mm	1
43346	43354	5.5 QT Aluminum Sauce Pan	3 mm	1
43347	43355	7 QT Aluminum Sauce Pan	3 mm	1
43348	43356	8.5 QT Aluminum Sauce Pan	3 mm	1
43349	43357	10.25 QT Aluminum Sauce Pan	3 mm	1



ALUMINUM DOUBLE BOILER



Item	Description	Pot / Inner Pot Thickness
43438	8 QT Aluminum Double Boiler, 3 Pcs./Set	3.5 mm / 2 mm
80492	12 QT Aluminum Double Boiler, 3 Pcs./Set	4 / 2 / 3.2 mm
43439	12 QT Aluminum Double Boiler, 3 Pcs./Set	4 / 2 / 3.2 mm
80493	16 QT Aluminum Double Boiler, 3 Pcs./Set	4 / 2 / 3.2 mm
43440	16 QT Aluminum Double Boiler, 3 Pcs./Set	4 / 2 / 3.2 mm
43441	20 QT Aluminum Double Boiler, 3 Pcs./Set	3.5 mm / 2 mm



Aluminum Double Boiler

ALUMINUM FRY PAN AND ACCESSORIES *Sold Separately*



Item	Description	Thickness
43329	7" Aluminum Fry Pan, Plain	3.5 mm
43330	8" Aluminum Fry Pan, Plain	3.5 mm
43331	10" Aluminum Fry Pan, Plain	3.5 mm
43332	12" Aluminum Fry Pan, Plain	3.5 mm
43333	14" Aluminum Fry Pan, Plain	3.5 mm
43334	7" Aluminum Fry Pan, Non-stick, Eclipse Finish	3.5 mm
43335	8" Aluminum Fry Pan, Non-stick, Eclipse Finish	3.5 mm
43336	10" Aluminum Fry Pan, Non-stick, Eclipse Finish	3.5 mm
43337	12" Aluminum Fry Pan, Non-stick, Eclipse Finish	3.5 mm
43338	14" Aluminum Fry Pan, Non-stick, Eclipse Finish	3.5 mm
43339	7" - 8" Silicone Cool Handle Sleeves for Fry Pans	-
43340	10" Silicone Cool Handle Sleeves for Fry Pans	-
43341	12" - 14" Silicone Cool Handle Sleeves for Fry Pans	-



Non-Stick Aluminum/
Plain Fry Pans



Silicone Cool Handle
Sleeves Plain Aluminum



Fry Pan
with Silicone Cool Handle Sleeve

ALUMINUM PASTA COOKER SET WITH 4 STAINLESS STEEL INSERTS



Item	40515
Description	20 QT, 14" x 7" Aluminum Pot, 4 Stainless Steel Inserts (item 65877) with Silicone insulated handle (Hold up to 3 servings of pasta), The included inserts each have a hanging clip for simple draining
Thickness	3.6 mm
Optional Item	65877 – Stainless Steel Insert for 20 QT Aluminum Pasta Pot Cooker



40515

30 QT TURKEY FRYER & 10 QT FISH FRYER/BOILER/STEAMER SET

Item	47172
Description	Set Include: 30 QT Stock Pot & Lid, 12.9" x 15.4". Thickness: 1 mm; 10 QT Stock Pot & Lid, 12.2" x 5.1", Thickness: 1 mm; Basket, 10" x 9.1", Thickness: 1 mm; Fish Basket, Rack, Hook, 12" Thermometer, 2 oz Injector)
Optional Item	44633 - Portable Outdoor Propane Burner Black



47172

Stainless Steel Cookware

- Certified for commercial use
- Made of quality stainless steel
- Thick aluminum base between two layers of stainless steel for even heat distribution



HALOGEN



INDUCTION



GAS



CERAMIC



ELECTRIC



DISHWASHER SAFE

STAINLESS STEEL STOCK POT WITH LID *Sold By Case*



Item	Description	Dimensions	Thickness	Quantity/Case (pcs.)
80437	8 QT	10" x 7"	0.8 mm	4
80438	12 QT	11 1/2" x 7 3/8"	0.8 mm	4
80439	16 QT	11 5/8" x 10"	0.8 mm	4
80440	20 QT	12 1/2" x 10 1/2"	1 mm	4
80441	24 QT	14" x 10 1/2"	1 mm	2
80442	32 QT	15" x 12"	1 mm	1
80443	40 QT	16 1/2" x 12"	1 mm	1
80444	60 QT	18" x 14"	1.2 mm	1
80445	80 QT	19 1/2" x 16"	1.2 mm	1
80452	Replacement Lid for Item 80437		0.8 mm	12
80454	Replacement Lid for Item 80438, 80439		0.8 mm	12
80456	Replacement Lid for Item 80440		1 mm	6
80457	Replacement Lid for Item 80441		1 mm	6
80458	Replacement Lid for Item 80442		1 mm	12
80459	Replacement Lid for Item 80443		1 mm	6
80460	Replacement Lid for Item 80444		1.2 mm	6
80461	Replacement Lid for Item 80445		1.2 mm	6



Stainless Steel Stock Pot with Lid

STAINLESS STEEL SAUCE PAN WITH LID *Sold By Case*



Item	Description	Dimensions	Thickness	Quantity/Case (pcs.)
80431	2 QT	6 7/8" x 3 7/8"	0.8 mm	6
80432	3.5 QT	8 3/8" x 4 1/4"	0.8 mm	6
80433	4.5 QT	8 3/8" x 5 5/8"	0.8 mm	6
80434	6 QT	9 15/16" x 5 1/8"	0.8 mm	6
80435	7.5 QT	10" x 6 1/8"	0.8 mm	2
80436	10 QT	11 9/16" x 6 1/4"	0.8 mm	2
80451	Replacement Lid for Item 80431		0.8 mm	6
80452	Replacement Lid for Item 80434, 80435		0.8 mm	12
80453	Replacement Lid for Item 80432, 80433		0.8 mm	12
80454	Replacement Lid for Item 80436		0.8 mm	12



Stainless Steel Sauce Pan with Lid

STAINLESS STEEL BRAZIER WITH COVERS **NSF**

Pot Item	Cover Item (6pcs/set)	Description	Dimensions	Thickness	Quantity/Case (pcs.)
80427	80458	15 QT	15 1/16" x 6.25" (8" with cover)	1 mm	2
80428	80459	20 QT	16 5/8" x 6.25" (8" with cover)	1 mm	2
80429	80460	25 QT	18 5/8" x 6.25" (8" with cover)	1.2 mm	2
80430	80461	30 QT	20 1/2" x 6.25" (8" with cover)	1.2 mm	2



Stainless Steel Braziers with Covers

STAINLESS STEEL DOUBLE BOILER WITH COVERS - 3PCS./SET **NSF**

Item	Description	Dimensions	Thickness	Quantity/Case (pcs.)
80245	8 QT Double Boiler	9.5" x 6.7" / 7.5"	0.8 mm	2
80246	12 QT Double Boiler	10.2" x 8.5" / 9.3"	0.8 mm	2



Double Boilers

STAINLESS STEEL STEAMERS/PASTA COOKER - 3PCS./SET **NSF**

Item	Description	Dimensions	Thickness	Quantity/Case (pcs.)
80241	8 QT Steamer / Pasta Cooker	9.5" x 6.7" / 7.5"	0.8 mm	2
80242	12 QT Steamer / Pasta Cooker	10.2" x 8.5" / 9.3"	0.8 mm	2



Steamers/Pasta Cookers

STAINLESS STEEL FRY PANS WITH EXCALIBUR® COATING **NSF**

Item	Description	Dimensions
85271	8" Non-stick Stainless Steel Fry Pan	8"
85272	9" Non-stick Stainless Steel Fry Pan	9"
85273	11" Non-stick Stainless Steel Fry Pan	11"
85274	12" Non-stick Stainless Steel Fry Pan With Help Handle	12"
85275	14" Non-stick Stainless Steel Fry Pan With Help Handle	14"



Non-Stick Fry Pans

STAINLESS STEEL FRY PAN **NSF**

Item	Description	Dimensions	Thickness	Quantity/Case (pcs.)
80446	8" Fry Pans	7.9" x 1.6"	0.8 mm	6
80447	9 1/2" I Fry Pans	9.5" X 1.8"	0.8 mm	6
80448	11" Steel Fry Pans	11" x 2"	0.8 mm	6
80449	12" Fry Pans With Help Handle	12.6" x 2"	0.8 mm	6
80450	14" Fry Pans With Help Handle	14.2" x 2.6"	1 mm	6
80452	Replacement Lid for Item 80447		0.8 mm	12
80453	Replacement Lid for Item 80446		0.8 mm	12
80454	Replacement Lid for Item 80448		0.8 mm	12
80455	Replacement Lid for Item 80449		1 mm	12
80458	Replacement Lid for Item 80450		1 mm	12



Stainless Steel Fry Pans

Steam Pan Grates, Racks & Trays

STEAM PAN GRATE AND COOLING RACK


FEATURES

- Commercial kitchen use
- Perfect for baking and roasting

Item	Description	Dimensions
46456	1/3-Size Stainless Steel Steam Pan Grate	5" x 10.5"
46455	1/2-Size Stainless Steel Steam Pan Grate	8" x 10"
46454	Full-Size Stainless Steel Steam Pan Grate	10" x 18"
46459	1/3-Size Chrome Plated Steam Pan Grate	5" x 10.5"
46458	1/2-Size Chrome Plated Steam Pan Grate	8" x 10"
46457	1/3-Size Chrome Plated Steam Pan Grate	10" x 18"
46461	1/2-Size Stainless Steel Wire Sheet Pan Grate	12" x 16.5"
46460	Full-Size Stainless Steel Wire Sheet Pan Grate	16" x 24"
46464	1/2-Size Chrome Plated Wire Sheet Pan Grate	12" x 16.5"
46463	2/3-Size Chrome Plated Wire Sheet Pan Grate	14" x 20"
46462	Full-Size Chrome Plated Wire Sheet Pan Grate	16" x 24"
46465	Chrome Plated Round Steamer Rack	10.5" Dia.
46466	Chrome Plated Round Steamer Rack	12.75" Dia.
46467	Chrome Plated Round Steamer Rack	14.75" Dia.
46468	Chrome Plated Round Steamer Rack	17.75" Dia.
46469	Chrome Plated Icing / Cooling Rack	16.25" x 25"



46457



46465



46469

STAINLESS STEEL TRAY



FEATURES

- Commercial kitchen use
- Perfect for baking and roasting. Also used as bun trays/pans

Item	Description	Thickness	Dimensions	Quantity/Case (pcs.)
44577	Perforated tray with 3mm holes	0.8 mm	18"x26"x1"	12
81021*	20G 1/2-Size Bun/Sheet Pan With Open Bead	1 mm	13" x 18"	1 NEW!
81022*	20G 2/3-Size Bun/Sheet Pan With Open Bead	1 mm	16" x 22"	1 NEW!
81023*	20G Full-Size Bun/Sheet Pan With Open Bead	1 mm	18" x 26"	1 NEW!



44577



81021 / 81022 / 81023


ALUMINUM TRAY/BUN



FEATURES

- Commercial kitchen use
- Perfect for baking and roasting. Also used as bun trays

Item	Description	Thickness	Dimensions	Quantity/Case (pcs.)
20233	19G Aluminum Bun Pan	1 mm	16" x 22" x 1"	12
44255	20G Aluminum Bun Pan	1 mm	9.5" x 13" x 1"	12
39530	20G Aluminum Bun Pan	1 mm	18" x 13" x 1"	24
39529	20G Aluminum Bun Pan	1 mm	18" x 26" x 1"	24
39532	20G Perforated Tray	1 mm	18" x 13" x 1"	12
39531	20G Perforated Tray	1 mm	18" x 26" x 1"	12



39530



39532

Steam Table Insets, Pans & Covers

BAIN MARIE POTS AND COVERS

BAIN MARIE POTS

Item	Description	Dimensions (Dia. x H)	Quantity/Case (pcs.)	Compatible Cover (12pcs/set)
44652	1.25 QT Stainless Steel Bain Marie Pot	5.25" x 6"	6	44659
44653	2 QT Stainless Steel Bain Marie Pot	5.75" x 7"	6	44660
44654	3.5 QT Stainless Steel Bain Marie Pot	7" x 7.25"	6	44661
44655	4.25 QT Stainless Steel Bain Marie Pot	7.25" x 8.75"	6	44662
44656	6 QT Stainless Steel Bain Marie Pot	8" x 9"	6	44663
44657	8.25 QT Stainless Steel Bain Marie Pot	8.75" x 9.5"	6	44664
44658	12 QT Stainless Steel Bain Marie Pot	10" x 10.5"	6	44665



STEAM TABLE INSETS AND COVERS

STEAM TABLE INSET

Item	Description	Dimensions	Quantity/Case (pcs.)	Compatible Cover (12pcs/set)
44666	2.5 QT Steam Table Inset	5.5" x 7.5"	6	44670
44667	4 QT Steam Table Inset	7.5" x 7.5"	6	44671
44668	7 QT Steam Table Inset	9.5" x 8.25"	6	44672
44669	11 QT Steam Table Inset	11.25" x 8.5"	6	44673



STEAM TABLE INSET HINGED COVERS

Item	Description	Quantity/Case (pcs.)
44676	Hinged Cover for 7 QT Steam Table Inset	12
44677	Hinged Cover for 11 QT Steam Table Inset	12

ADAPTER PLATES

Item	Description	Inset Hole Size (Dia.)	Quantity/Case (pcs.)
44678	Fit (3) 4 QT Steam Table Insets	6.38"	12
44849	Fit (2) 7 QT Steam Table Insets	8.38"	12
44852	Fit (1) 4 QT & (1) 7 QT Steam Table Insets	(1) 6.38" / (1) 8.38"	12
46367	Fit (6) 2.5 QT Steam Table Insets	4.75"	12
46368	Fit (1) 4 QT & (1) 11 QT Steam Table Insets	(1) 6.38" / (1) 10.38"	12
46369	Fit (1) 7 QT & (1) 11 QT Steam Table Insets	(1) 8.75" / (1) 10.34"	12



ANTI-JAM STAINLESS STEEL STEAM TABLE PANS



FEATURES

- Anti-jamming gn pan lines designed for easy stackable storage.
- 24-gauge, 18-8 stainless steel material makes it easy for cleaning

STAINLESS STEEL 1/9-SIZE STEAM TABLE PAN

Item	Description	Quantity/Case (pcs.)
80282	6 7/8" x 4 1/4" x 2 1/2"	10
80283	6 7/8" x 4 1/4" x 4"	12



1/9-Size Stainless Steel Table Pan

STAINLESS STEEL 1/6-SIZE STEAM TABLE PAN

Item	Dimensions	Quantity/Case (pcs.)
80277	6 7/8" x 6 5/16" x 2 1/2"	12
80278	6 7/8" x 6 5/16" x 4"	10
80279	6 7/8" x 6 5/16" x 6"	12



1/6-Size Stainless Steel Table Pan

STAINLESS STEEL 1/4-SIZE STEAM TABLE PAN

Item	Dimensions	Quantity/Case (pcs.)
80272	10 5/16" x 6 5/16" x 2 1/2"	12
80273	10 5/16" x 6 5/16" x 4"	10
80274	10 5/16" x 6 5/16" x 6"	10



1/4-Size Stainless Steel Table Pan

STAINLESS STEEL 1/3-SIZE STEAM TABLE PAN

Item	Dimensions	Quantity/Case (pcs.)
80267	6 7/8" x 12 3/4" x 2 1/2"	12
80268	6 7/8" x 12 3/4" x 4"	12
80269	16 7/8" x 12 3/4" x 6"	20



1/3-Size Stainless Steel Table Pan

STAINLESS STEEL HALF-SIZE STEAM TABLE PAN

Item	Dimensions	Quantity/Case (pcs.)
80262	Half-Size, 10 3/8" x 12 3/4" x 2 1/2"	20
80263	Half-Size, 10 3/8" x 12 3/4" x 4"	10
80264	Half-Size, 10 3/8" x 12 3/4" x 6"	6
80648	Half-Size (Long), 20 1/2" x 6 3/8" x 1 1/2"	12
80616	Half-Size (Long), 20 1/2" x 6 3/8" x 2 1/2"	12
80617	Half-Size (Long), 20 1/2" x 6 3/8" x 4"	6
80618	Half-Size (Long), 20 1/2" x 6 3/8" x 6"	12



1/2-Size Stainless Steel Table Pan



Half-Size Long Stainless Steel Table Pan

STAINLESS STEEL 2/3-SIZE STEAM TABLE PAN

Item	Dimensions	Quantity/Case (pcs.)
80613	13 7/8" x 12 2/3" x 2 2/1"	24
80614	13 7/8" x 12 2/3" x 4"	10
80615	13 7/8" x 12 2/3" x 6"	12



2/3-Size Stainless Steel Table Pan

STAINLESS STEEL FULL-SIZE STEAM TABLE PAN

Item	Dimensions	Quantity/Case (pcs.)
80257	20 3/4" x 12 3/4" x 2 1/2"	10
80258	20 3/4" x 12 3/4" x 4"	12
80259	20 3/4" x 12 3/4" x 6"	12



FULL-Size Stainless Steel Table Pan

STAINLESS STEEL PERFORATED STEAM TABLE PANS



FEATURES

- Anti-jam line and "z" shape reinforced edge for easy stackable storage
- Variety of pan depths to choose from
- Great for steaming seafood, vegetables and desserts at any size
- Available in full and half size to meet your need



Item	Dimensions	Quantity/Case (pcs.)
85188	Full size, 20.75" x 12.75" x 2.5"	10
85192	Full size, 20.75" x 12.75" x 4"	10
85196	Full size, 20.75" x 12.75" x 6"	6

Item	Dimensions	Quantity/Case (pcs.)
85200	Half size, 10.34" x 12.75" x 2.5"	20
85204	Half size, 10.34" x 12.75" x 4"	20
85208	Half, 10.34" x 12.75" x 6"	6

STAINLESS STEEL STEAM TABLE PAN COVER



Item	Dimensions	Quantity/Case (pcs.)
80284	Solid, 1/9-Size	10
80280	Solid, 1/6-Size	12
80275	Solid, 1/4-Size	24
80270	Solid, 1/3-Size	12
80265	Solid, Half-Size	10
80622	Solid, Half-Size (Long)	12
80620	Solid, 2/3-Size	12
80260	Solid, Full-Size	24

Item	Dimensions	Quantity/Case (pcs.)
80285	Slotted, 1/9-Size	12
80281	Slotted, 1/6-Size	10
80276	Slotted, 1/4-Size	10
80271	Slotted, 1/3-Size	10
80266	Slotted, Half-Size	10
80621	Slotted, Half-Size (Long)	12
80619	Slotted, 2/3-Size	12
80261	Slotted, Full-Size	12

STAINLESS STEEL ADAPTOR BARS FOR STEAM TABLES

FEATURES

- Keeps your pans fit in your steam tables
- Works for all Omcan steam tables

Item	80982	80983
Description	12" Adaptor Bar, Thickness 0.7 mm, non-magnetic	20" Adaptor Bar, Thickness 0.7 mm, non-magnetic



STAINLESS STEEL SPILLAGES / WATER PAN *All Pans are sold separately*



FEATURES

- Ideal for any catering and prep services
- Can go from warm to cool without warping
- Anti-jamming lines designed for easy stackable storage
- 24-gauge, 18-8 stainless steel material makes it easy for cleaning

Item	80907
Fits	1 x GN-1/1; 2 x GN-1/2 Long; 3 x GN-1/3, Max Height 4"
Compatible With	Steam Tables: 46646, 46574, 46647, 46648
Dimensions	21" x 13" x 6"



DRIPLESS STAINLESS STEEL WATER PAN



Item	80908	80923
Description	4" Depth Full Size Dripless Water Pan	Full-Size Spillage Water Pan 6" Depth Upright Standing Edge
Material	SUS304 / 24 gauge	SUS304 / 24 gauge



Merchandising

05




Display Case Accessories

PARSLEY HOLDERS - 6PCS./CASE

FEATURES

- Organize your display case to attract customer's attention

Item	Description	Style
10804	1" x 30" Parsley Holder - 1" Green Parsley	Curved
10805	1" x 30" Parsley Holder- 2" Green Parsley	Curved
10809	2" x 30" Parsley Holder - 1" Green Parsley	Curved
10810	2" x 30" Parsley Holder - 2" Green Parsley	Curved
10814	3" x 30" Parsley Holder - 1" Green Parsley	Curved
10815	3" x 30" Parsley Holder - 2" Green Parsley	Curved
10806	1" x 30" Parsley Holder - 1" Red Parsley	Curved
10807	1" x 30" Parsley Holder - 2" Red Parsley	Curved
10811	2" x 30" Parsley Holder - 1" Red Parsley	Curved
10812	2" x 30" Parsley Holder - 2" Red Parsley	Curved
10816	3" x 30" Parsley Holder - 1" Red Parsley	Curved
10817	3" x 30" Parsley Holder - 2" Red Parsley	Curved




Item	Description	Style
10782	1" x 30" Black Parsley Holder	Solid
10784	2" x 30" Black Parsley Holder	Solid
10788	3" x 30" Black Parsley Holder	Solid
10792	5" x 30" Black Parsley Holder	Solid
10783	1" x 30" White Parsley Holder	Solid
10787	2" x 30" White Parsley Holder	Solid
10791	3" x 30" White Parsley Holder	Solid
10793	5" x 30" White Parsley Holder	Solid

PARSLEY RUNNERS - 6PCS./CASE

FEATURES

- Organize your display cases
- Comes in attractive colors, you can be ensured that they will attract customer's attention

Item	Description	Color
10798	1" x 30" Parsley Runner	Green
10801	1" x 30" Parsley Runner	Red
10794	1" x 30" Parsley Runner	Blue
10803	1" x 30" Parsley Runner	Yellow
10796	1" x 30" Parsley Runner	Black



Solid parsley holder and parsley runner sold separately

Item	Description	Color
10800	2" x 30" Parsley Runner	Green
10802	2" x 30" Parsley Runner	Red
10795	2" x 30" Parsley Runner	Blue
10797	2" x 30" Parsley Runner	Black

WHITE WIRE DIVIDER

FEATURES

- Maximize your freezer's space with our white wire dividers

Item	Description	Quantity/Case (pcs.)
10745	24" x 12" x 8" White Wire Divider	10
10746	27" x 12" x 8" White Wire Divider	10
10767	30" x 12" x 8" White Wire Divider	10



White Wire Divider

DIVIDERS

CLEAR DIVIDER


Item	Description	Beading Color	Quantity/Case (pcs.)
10771	2" x 30" Clear Divider	Clear	6
10775	3" x 30" Clear Divider	Clear	6
10779	5" x 30" Clear Divider	Clear	6
10773	2" x 30" Clear Divider	Red	6
10777	3" x 30" Clear Divider	Red	6
10781	5" x 30" Clear Divider	Red	6
10772	2" x 30" Clear Divider	Green	6
10776	3" x 30" Clear Divider	Green	6
10780	5" x 30" Clear Divider	Green	6



Clear Dividers

WHITE DIVIDER

Item	Description	Beading Color	Quantity/Case (pcs.)
10760	2" x 30" White Divider	Red	6
10764	3" x 30" White Divider	Red	6
10766	5" x 30" White Divider	Red	6
10759	2" x 30" White Divider	Green	6
10763	3" x 30" White Divider	Green	6
10765	5" x 30" White Divider	Green	6



White Dividers

SOLID COLOR DIVIDER

Item	Description	Quantity/Case (pcs.)
10747	2" x 30" Green Divider	6
10748	3" x 30" Green Divider	6
10749	5" x 30" Green Divider	6
10751	3" x 30" Black Divider	6
10752	5" x 30" Black Divider	6



Solid Green Dividers

NON-SKID DISPLAY CASE LINER

FEATURES

- Specially formatted to protect your products from damage and bruising

Item	Description	Size
10529	Non-Skid Liner - Black	36" x 60'
10530	Non-Skid Liner - Blue	36" x 60'
10532	Non-Skid Liner - Red	36" x 60'
10533	Non-Skid Liner - Tan	36" x 60'
10534	Non-Skid Liner - Hunter Green	36" x 60'
10535	Non-Skid Liner - Black	48" x 60'



Food Displays

STAINLESS STEEL TRAY WITH DIVIDERS

FEATURES

- Reversible trays
- Made with 18GA. 304 stainless steel bodies
- Perfect for displaying all sorts of fresh products

Item	Description	Divider Dimensions
44111	28.5" x 6.75" x 2" Stainless Steel Trays with 3 Dividers	6" x 2"
44112	28.5" x 8.75" x 2" Stainless Steel Trays with 3 Dividers	8" x 2"
44113	28.5" x 10.75" x 2" Stainless Steel Trays with 3 Dividers	10" x 2"
44114	28.5" x 16.75" x 2" Stainless Steel Trays with 3 Dividers	16" x 2"



44112

CANADIAN HARDWOOD SERVING TRAY



FEATURES

- Great as wine and cheese boards, sushi boards, for serving hors d'oeuvres and drinks
- Available in 3 sizes and with the option of brushed nickel handles
- Finished with food safe oil, food can be placed directly on the surface
- Hand-crafted from Canadian hardwood
- FDA approved

Item	Description	Dimensions
39515	Medium Size Wood Board	10" x 16" Approx.
39516	Large Size Wood Board	11" x 23" Approx.
40437	Extra Large Size Wood Board	27" x 13" Approx.



Canadian Hardwood Serving Tray

DISPLAY BASKETS *Sold by case*

FEATURES

- Ideal for displaying baked goods and merchandise at supermarkets, delis and bakeries

Item	Description	Quantity/Case (pcs.)
24836	18" x 12" x 3 1/2", Black	1
31426	19.5" x 15.5" x 4", Black	1
41770	19" Dia. x 32"(Front Height)/36" (Back Height) , Brown	2



24836



41770

3-TIER BLACK DISPLAY *Display stand and baskets are sold separately*

FEATURES

- Idea for displaying fruits and vegetables at supermarkets and fruit shops
- Easy to move

Item	Description	Dimensions
44294	3-Tier Black basket display stand/mobile merchandisers with 5 Wheels (Without Basket). Metal Spray Material	17.7" x 41"
44295	Round Polypropylene Rattan Basket for item 44294	17.7" x 4"



44294 & 44295

WICKER BASKETS

FEATURES

- Idea for displaying fruits and vegetables at supermarkets and fruit shops
- Easy to move

Item	Description	Dimensions (DWH)
43110	Rectangular Wicket Basket, Polypropylene Rattan	15" x 18" x 6.5"
43111	Rectangular Wicket Basket, Polypropylene Rattan	14.5" x 16.5" x 10"
43112	Round Wicket Basket, Polypropylene Rattan	12" x 20" (DiaH)



43110

43111

43112

WOVEN BASKETS

Item	Description	Dimensions (DWH)
47192	Round, Black with Golden Trim	8.25" x 2.25"
47193	Long Oval, Black with Golden Trim	9" x 4.25" x 2"
47194	Long Oval, Black, with Golden Trim	9" x 6.25" x 2.25"
47195	Round, Natural Color	9" x 2.75"
47196	Long Oval, Natural Color	9" x 4.25" x 2"
47197	Oval, Natural Color	9.5" x 6.25" x 2.75"
47198	Rectangular, Natural Color	9" x 6.25" x 2.75"



47192

47193

47195

47196

47198

FIBERGLASS MARKET PANS AND TRAYS *Sold by case*



FEATURES

- Lightweight and durable
- Good for delis in any sizes, bakeries, supermarkets, and hotels

Item	Color	Dimensions	Quantity/Case (pcs.)
24382	White	17.75" x 12.75" x 1"	6
85235	Black	18" x 14" x 1"	6
85260	White	26" x 9" x 3/4"	6
85240	Black	26" x 9" x 3/4"	6
43567	White	26" x 18" x 3/4"	6
43566	Black	26" x 18" x 3/4"	6
24384	White	30" x 6.75" x 2"	6
24385	Black	30" x 6.75" x 2"	6
24388	White	30" x 10.75" x 2"	6



STAINLESS STEEL PANS

RECTANGULAR TAPERED

Item	Description	Quantity/ Case (pcs.)
43471	6" x 30" x 2" H	12
43498	10" x 12" x 1" H	12

Item	Description	Quantity/ Case (pcs.)
43499	15" x 6" x 2" H	12
43500	8" x 30" x 2" H	12



Stainless Steel Rectangular Tapered Pans

6" / 8" / 9" PANS

Item	Description	Quantity/ Case(pcs.)
43128	6" x 12" x 1" H	12
43129	6" x 12" x 2" H	12
43130	6" x 24" x 1" H	12
43075	6" x 14" x 2" H	12
43131	6" x 24" x 2" H	12
43076	6" x 15" x 2" H	12
43077	6" x 28" x 2" H	12
43078	6" x 30" x 2" H	12

Item	Description	Quantity/ Case(pcs.)
44119	6" x 15" x 2.5" H	12
44120	8" x 15" x 2.5" H	12
44121	8" x 30" x 2.5" H	12
43132	9" x 12" x 1" H	12
43079	9" x 14" x 1" H	12
43133	9" x 24" x 1" H	12
43080	9" x 28" x 1" h	12



10" / 12" / 18" PANS

Item	Description	Quantity/ Case(pcs.)
43421	10" x 6" x 0.75" H	12
43081	10" x 14" x 1" H	12
43082	10" x 18" x 1" H	12
43227	10" x 15" x 2" H	12
43083	10" x 30" x 2" H	12
44122	10" x 30" x 2.5" H	12

Item	Description	Quantity/ Case(pcs.)
44123	12" x 10" x 1" H	12
44124	12" x 15" x 2.5" H	12
43134	18" x 6" x 1" H	12
43135	18" x 12" x 1" H	12
43084	18" x 14" x 1" H	12
43085	18" x 18" x 1" H	12

PANS WITH 2MM DIA. DRAIN HOLES

Item	Description	Quantity/ Case(pcs.)
43515	6" x 12" x 1" H	12
43516	6" x 24" x 1" H	12
43511	9" x 24" x 1" H	12
43512	9" x 12" x 1" H	12

Item	Description	Quantity/ Case(pcs.)
43513	18" x 12" x 1" H	12
43514	18" x 6" x 1" H	12
43517	18" x 18" x 1" H	12



Stainless Steel Rectangular Pans with Drain Holes

COUNTERTOP FOOD DISPLAY CASES WITH 14" CURVED FRONT GLASS

FEATURES

- Designed for easy restocking and cleaning, with an added shelf for product visibility
- Perfect for bakeries, cafes and concession stands

Item	44374
Description	70L Capacity, Stainless steel and glass construction
Net Weight	28.6 lb. / 13 kg.
Net Dimensions	14" x 23.5" x 20.4"
	34 lb. / 15.5 kg.
Gross Dimensions	25.6" x 16" x 22.4"



44374

FIBERGLASS MARKET PANS AND TRAYS *Ship knockdown. Assembly required.*



FEATURES

- Magnetic-latching rear doors
- Removable trays and white handles
- Designed for easy restocking and cleaning
- Item 80567 & 80569 come with front doors
- Ideal for cafes, catering companies, concession stands, and more



80567



80568



80569

Item	Description	Dimensions
80567	Acrylic display/bakery display case with 2 trays, front & rear doors	20.75" x 15.63" x 12"
80568	Acrylic display/bakery display case with 3 trays and rear door	20.75" x 17.25" x 16.5"
80569	Acrylic display/bakery display case with 4 trays, front & rear doors	13.88" x 24.5" x 24.5"

COUNTERTOP FOOD DISPLAY CASES WITH 14" CURVED FRONT GLASS

FEATURES

- Compact display case fits easily in any establishment
- Hinged front door allows for quick and easy product replenishment and cleaning
- Assembly required

Item	44370	44372
Description	Food display case with curved front glass, 25L Capacity, Stainless steel and glass construction	Food display case with curved front glass, 45L Capacity, Stainless steel and glass construction
Net Dimensions	21.8" x 14.8" x 12.2"	21.8" x 14.8" x 14.56"
Gross Weight	23 lb. / 10.4 kg.	30.86 lb. / 14 kg.
Gross Dimensions	24.56" x 18" x 14.25"	24.56" x 18" x 16.8"



44370



44372

COUNTERTOP FOOD DISPLAY CASES WITH 22" SQUARE FRONT GLASS

FEATURES

- Compact display case fits easily in any establishment
- Hinged front door allows for quick and easy product replenishment and cleaning
- Assembly required

Item	44371	44373
Description	Square front glass, 35L Capacity, Stainless steel and glass construction	Square front glass, 50L Capacity, Stainless steel and glass construction
Net Weight	19.8 lb. / 9 kg.	28 lb. / 12.7 kg.
Net Dimensions	21.8" x 14.8" x 12.2"	21.8" x 14.2" x 14.8"
Gross Weight	23 lb. / 10.4 kg.	30 lb. / 13.6 kg.
Gross Dimensions	24.56" x 18" x 14.25"	24.56" x 17.4" x 16.8"

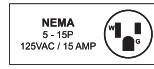


44371



44373

NON-REFRIGERATED DRY BAKERY DISPLAY CASES



FEATURES

- Perfect for bakeries, coffee shops, or any business selling baked goods
- Non-refrigerated, dry design allows your products to be showcased while extending their shelf life



47102



47103



47104

	36" wide with 10.4 cu.ft. capacity	48" wide with 14 cu. ft. capacity	60" wide with 17.7 cu.ft. capacity
Item	47102	47103	47104
Model	DS-CN-0270	DS-CN-0370	DS-CN-0470
Capacity	10.4 cu.ft. / 295 L	14.1 cu.ft. / 400 L	17.7 cu.ft. / 500 L
Electrical (Lights)	115V / 60Hz / 1Ph	115V / 60Hz / 1Ph	115V / 60Hz / 1Ph
Number of Doors	2 Sliding Doors	2 Sliding Doors	2 Sliding Doors
Number of Shelves	2	2	2
Interior Dimensions (WDH)	34" x 22.8" x 25"	45.7 x 22.8" x 25.25"	57.5 x 22.8" x 25"
Net Weight	231.5 lb. / 105 kg.	286.6 lb. / 130 kg.	348.3 lb. / 158 kg.
Net Dimensions (DWH)	26.6" x 36" x 48"	26.6" x 47.8" x 48"	26.6" x 59.6" x 48"
Gross Weight	315.3 lb. / 143 kg.	374.8 lb. / 170 kg.	507.1 lb. / 230 kg.
Gross Dimensions (DWH)	29.3" x 39.4" x 50"	29.3" x 51.2" x 50"	29.3" x 63" x 50"



Warm it Up!

Warming your goods while being displayed sounds a great idea! A display food warmers can keep your food warm and delicious where your customer can see, and which can boost impulse purchases. Omcan offers variety of shapes and sizes that may suit your needs.

VIEW OUR PRODUCTS ON PAGE 331

Menu Boards




A-FRAME SIDEWALK MENU CHALKBOARDS

FEATURES

- Double-sided, sidewalk menu chalkboards
- Perfect for broadcasting dinner specials, nightly entertainment, or special events in high traffic areas
- Natural-wood finish
- Designed for handling the rigors of outdoor use.

Item	Frame	Dimensions
31396	Mahogany Color Frame	33.5" x 19.75" x 1.75"
31397	Decorative Mahogany Color Partial Frame	34.25" x 20.5" x 4"
31398	Natural Color Frame	33.5" x 19.75" x 1.75"



31398

31397

31396

ILLUMINATED MENU BOARDS

FEATURES

- Advertise your drink specials, dinner deals, nightly entertainment, and more
- Come with multiple color and brightness settings and multiple display settings
- Remote included

TEMPERED GLASS LED FLASH BOARD

Item	39859
Description	Refined Tempered Glass LED Flash Board
Board Size	22" x 29.5"



39859

DESKTOP AND HANGING LED FLASH BOARD

Item	39861
Light Life	More than 100,000 hours
Board Size	11.8" x 15.75"



39861

15MM FLUORESCENT MARKERS FOR LED BOARDS Sold By Case

FEATURES

- Ideal for decorating and writing on glass, windows, glossy board and all non-porous surfaces
- Water based and easy to wipe off



Item	39866
Light Life	8 Sorted Colors
Quantity/Case (pcs.)	8

39866

Serving Carts

MOBILE FOOD TABLE/CART

FEATURES

- Ideal for supermarkets, restaurants, banquet halls and hotels
- 20" x 30" solid maple wood top, stainless steel handle, 2 lower storage shelves and 4 swivel , which 2 of them are equipped with locks
- Removable utensil holder is included
- For commercial or residential use in either an indoor or outdoor environment
- Simple assembly required

Item	41516	
Description	Mobile food table/cart/trolley with 20" x 30" maple wood serving top and stainless steel shelves.	
Utensil Holder Dimensions	10" x 6" x 6"	
Overall Dimensions (Holder and handle included)	32" x 20" x 35"	
Gross Weight	78 lb. / 35.38 kg.	
Gross Dimensions	32" x 14.5" x 23"	



41516

MOBILE FOOD TABLE/CART

FEATURES

- Widely used in all kinds of restaurants and hotels
- Thick stainless steel Material structure
- Faster and simple folding and unfolding of the cart
- Ergonomic handle design

Item	43638	47108
Description	Black Stainless Steel, Polypropylene Folding Dining Cart.	Black, Polypropylene Folding Dining Cart
Load Capacity	-	220.5 lb.
Net Weight	15.5 lb. / 7.03kg.	14.5 lb. / 6.58 kg.
Net Dimensions	16.5" x 30" x 35.4"	17" x 23.6" x 41.3"
Gross Weight	21 lb. / 9.5 kg.	16.8 lb. / 7.6 kg.
Gross Dimensions	22.8" x 8" x 4.5"	18" x 8.3" x 43"



43638



Maintenance & Safety

06



Brushes



WOODEN BLOCK BRUSH

FEATURES

- Designed to clean wooden butcher blocks and boards

Item	Description	Quantity/Case (pcs.)
10451	Butcher Block Brush without Handle	12
80943	9.25" Butcher Block Wire Brush with Handle	12



CUTTING BOARD BRUSHES

FEATURES

- Colored coded brushes prevent cross contamination

Item	Description	Quantity/Case (pcs.)
80127	Brown, Plastic	12
80501	White, Plastic	12
80502	Blue, Plastic	12
80503	Green, Plastic	12
80504	Red, Plastic	12
80505	Yellow, Plastic	12
80128	Black Cutting Board Rack, 6 Slots, Vinyl Coated	4



GRILL AND PIZZA BRUSHES & HANDLES

FEATURES

- Designed to clean wooden butcher blocks and boards

Item	Description	Trim	Brush Size
44223	Regular-Duty Brass Pizza Brush	10" x 1.63" x 1.13"	40" Long
44216	Ultimate Oven and Grill Brush	1.25"	30" Long
44220	BBQ Brush	1"	3" x 4"
44218	Classic Double-Sided Broiler Brush	1"	8" x 5"
80944	Pizza Oven Brush, Head Only	1.5"	10" x 4"
80947	Pizza Oven Brush with Metal Scraper, Two-Sided Head & Black Handle	1"	30.7" x 8.3" x 4.3"
80945	60" Handle for 80944	-	-
80946	38" Handle for 80944	-	-



Janitorial Supplies



WASTE RECEPTACLE *Assembly required. Please inquire regarding our assembly service. Trash can not included*

FEATURES

- Swing door provides the excellent compact solution
- Ideal for restaurants, healthcare facilities, schools, offices, and hotels
- Engraved message to reiterate the gratitude
- Recessed top for discarded food trays

Item	Description	Net Weight	Dimensions
43840	Natural Colour Plywood / Melamine. Fits 36 gallon/3.78 L bin. Food tray holder on top area.	94.90 lb. / 43 kg.	22" x 22" x 47"
46584	Black Colour Plywood / Melamine Fits 36 gallon / 3.78 L bin. Food tray holder on top area.	94.90 lb. / 43 kg.	22" x 22" x 47"
48220	44"x22"x47" DOUBLE TRASH RECEPTACLE WITH TWO 36 GALLON BINS-BLACK	187.4 lb. / 85 kg.	44" x 22" x 47"



HEAVY-DUTY TRASH CAN

FEATURES

- Constructed of high quality polyethylene
- Designed to properly seal waste safely and ergonomically for easy handling

Item	Description	Dimensions
80586	32-gallon capacity Trash Can, Gray, Polyethylene.	21.92" (Dia.) x 27.28"
80587	Gray lid for item 80586, Polypropylene	-
43555	Dolly for item 80586, 80584, & 80583	-
47625	Polyethylene Heavy-duty Gray Trash Can, Capacity: 20 Gal. / 7.57 L	Φ19.37" x 23" NEW!
47516	Polyethylene Heavy-duty Gray Trash Can, Capacity: 44 Gal. / 166.6 L	Φ24" x 31" NEW!
47518	Trash Can for Item 47625	25" x 23" x 2" NEW!
47517	Trash Can for Item 47516	25" x 23" x 2" NEW!

80586 / 47625 / 47516



43555



80587 / 47518 / 47517

RECYCLING TRASH CONTAINER

FEATURES

- Essential for keeping trash organized, from paper, bottles, cans to perishable products
- Space-saving slim size fits perfectly to any tight spaces

Item	Description	Dimensions
43299	Gray Recycling Trash Container, Polyethylene, 20 Gal	20" x 11" x 30"
43300	Polypropylene Blue Lid for Item 43299 (For Paper)	20.3" x 11.4" x 3.6"
43301	Polypropylene Gray Lid for Item 43299 with Handle	20.3" x 11.4" x 3.6"
43302	Polypropylene Green Lid for Item 43299 (For Bottle & Can)	20.3" x 11.4" x 3.6"
43303	Polypropylene Single Dolly for Item 43299, Inner Dimensions: 17.7" x 8.5" x 3.5"	23" x 12" x 7.69"
43304	Polypropylene Double Dolly for 43299, Inner Dimensions: 17.7" x 8.5" x 3.5" (x2)	23" x 24" x 7.69"



HEAVY-DUTY TRASH CAN

FEATURES

- Constructed of high quality polyethylene
- Designed to properly seal waste safely and ergonomically for easy handling

Item	47327
Description	Black Plastic Dust Pan
Dimensions	12.25" x 8.25" x 13.25"



YELLOW SINGLE BUCKET MOP WRINGER WITH 32 L CAPACITY

FEATURES

- Has casters to keep the unit mobile
- Has caution symbol

Item	24413
Description	Side Press, Single Bucket Mop Wringer
Dimensions	22" x 13.5" x 34.5"



CLEANING AND SANITIZING PAIL

NEW!

Item	Description	Color	Dimensions
81017	3 qt. red cleaning and sanitizing pail	Red	6.75" x 6.75" x 5.875"
81018	3 qt. green cleaning pail for detergent	Green	6.75" x 6.75" x 5.875"
81019	6 qt. red cleaning and sanitizing pail	Red	8.25" x 8.25" x 7.44"
81020	6 qt. green cleaning pail for detergent	Green	8.25" x 8.25" x 7.44"



81017 / 81019



81018 / 81020

WET FLOOR CAUTION SIGNS (ENGLISH/FRENCH, ENGLISH/SPANISH)

FEATURES

- "A" shaped caution sign is made from molded plastic with a built in handle that makes it easy to move around
- Displays a clear warning message on both sides
- Top of the cone will accommodate a sign that locks in place

Item	Description	Dimensions
24414	A-Shape Caution Sign - English/Spanish	16.5" x 12" x 24"
24415	A-Shape Caution Sign - English/French	16.5" x 12" x 24"
24416	Four Sided Caution Cone - English/Spanish	12.6" x 12.6" x 35.5"
24417	Four Sided Caution Cone - English/French	12.6" x 12.6" x 35.5"



24414

24416

24415

24417

ANTI-FATIGUE MATS

FEATURES

- Made of molded rubber with honeycomb pattern
- Provides superior drainage
- Ideal for kitchens, restaurants, bars, meat rooms, food service, industrial work stations, sport facilities


Item	Description	Color	Dimensions
23584	Anti-fatigue Mat	Black	3' x 5' x 3/8" (Beveled Edge: 1.42")
23585	Anti-fatigue Mat	Terracotta	3' x 5' x 3/8" (Beveled Edge: 1.42")
39768	Anti-Fatigue Mat with Interlocking Edges	Terracotta	3' x 3'



23584



23585



39768


MOP HANDLES & MOP HEADS

FEATURES

- Variety of mop handles and heads, for all your cleaning needs

MOP HANDLES

Item	Description
80873	57" Aluminum Mop Handle with Quick Change Metal
80874	57" Aluminum Mop Handle with Plastic Side Release
80875	24" Dust Mop with 60" Aluminum Handle



MOP HEADS

Item	Description
80869	24 oz White Yarn Mop Head - Loop End
80870	32 oz Blue Yarn Mop Head - Loop End
80871	24 oz Blue Yarn Mop Head - Cut End
80872	32 oz White Yarn Mop Head - Cut End
80896	32 oz White Yarn Mop Head Loop End
80897	24 oz Blue Yarn Mop Head Loop End
80898	32 oz Blue Yarn Mop Head Cut End
80899	24 oz White Yarn Mop Head Cut End
80900	Replacement Blue Mop Head for Item 80875



STAINLESS STEEL RANGE HOOD FILTERS

FEATURES

- Measurements are standard trade sizes
- Height of side where handles are located

Item	Net Weight	Net Dimensions (WxH)	Thickness	Gross Weight	Gross Dimensions (WDH)
34835	1 kg.	19.5" x 15.5"	1.75"	1.3 kg.	16.5" x 20" x 2.4"
34836	1.5 kg.	25" x 15.5"	1.75"	1.7 kg.	16.5" x 25.5" x 2"
34837	1 kg.	15.5" x 19.5"	1.75"	1.3 kg.	16.5" x 20" x 2.4"
34838	1.4 kg.	19.5" x 19.5"	1.75"	1.6 kg.	20" x 2" x 20"
34839	1.7 kg.	24.5" x 19.5"	1.75"	1.9 kg.	25.5" x 2.4" x 200"



Range Hood Filters

STAINLESS STEEL SCOURING PAD



FEATURES

- Clean baked on foods on pots, pan, grills and ovens with ease

Item	10002
Description	Scouring Pad
Gross Weight	4" X 4" X 2.75"
Quantity/Case (pcs.)	24



10002

FLOOR TROUGHS



FEATURES

- Ideal for commercial operations which require draining excessive amount of water
- 14-GA 304 stainless steel Material
- Accommodates drain pipes of up to a 4" diameter



44608 / 44609 / 44610 / 44611



44612

Item	Description	Net Dimensions	Gross Weight	Gross Dimensions
44608	12"x36" Floor trough, 14 gauge 304 stainless steel with 304 stainless steel grating bar and 3"H x 4" Dia. 14 gauge drain pipe	38" x 13.8" x 4"	52 lb. / 24 kg.	15" x 7" x 39"
44609	12"x48" Floor trough, 14 gauge 304 stainless steel with 304 stainless steel grating bar and 3"H x 4" Dia. 14 gauge drain pipe	50" x 13.8" x 4"	61 lb. / 27.7 kg.	15" x 7" x 51"
44610	12"x60" Floor trough, 14 gauge 304 stainless steel with 304 stainless steel grating bar and 3"H x 4" Dia. 14 gauge drain pipe	62" x 13.8" x 4"	92 lb. / 42 kg.	15" x 7" x 63"
44611	12"x72" Floor trough, 14 gauge 304 stainless steel with 304 stainless steel grating bar and 3"H x 4" Dia. 14 gauge drain pipe	74" x 13.8" x 4"	101 lb. / 46 kg.	15" x 7" x 75"
44612	18" x 18" Floor trough, 14 gauge 304 stainless steel with 304 stainless steel grating bar and 3"H x 4" Dia. 14 gauge drain pipe	19.8 x 20.1" x 4"	90 lb. / 41 kg.	21" x 7" x 21"

STEP LADDER- ALL STEEL AND HEAVY-DUTY



FEATURES

- Essential tool for a grocery store, deli, warehouse, or commercial back room
- Has handle bar for additional safety

Item	31368
Description	Step Dimensions:15.75" x 9.75", 10.5" Steps distance, (2) 2"Dia. Wheels
Net Dimensions	20.5" x 15.5" x 39.5"
Gross Weight	22 lb.
Gross Dimensions	20.5" x 16" x 39.5"



31368

Lubricant & Thermometers

FOOD EQUIPMENT LUBRICANT



FEATURES

- Stops, squeaking, sticking binding, and retards corrosion
- Makes cleaning easier and quicker
- Dries fast with no greasy or oily film
- Saves valuable time, protects and preserves equipment.
- Use on surfaces such as metal, glass, rubber, plastic, painted finishes, and fabrics (except polystyrene)
- Odorless, colorless, not-staining, waxless and heat-stable unaffected by temperature ranging from -40°C to 204°C (-40°F to 399°F)



31212

Item	31212
Description	Food Equipment Lubricant

MINERAL OIL

FEATURES

- Designed for wide range of food grade applications and complies with the Federal Food, Drug, and Cosmetic Act
- Specially formulated to provide excellent protection from corrosion and provide lubricant for food processing equipment



39115

27336

Item	Description
27336	Mineral Oil 473 mL(16 oz). Sprayer sold separately
39115	Mineral Oil 473 mL(16 oz). Set of 12, One sprayer included
43664	Sprayer for mineral oil
10110	Food Machine Oil 20 Liters / 5 gallons

FOOD THERMOMETERS



FEATURES

- Cook your meats to the perfect temperature

Item	Description	Temperature Range
47200	1" Pocket Test Thermometer with Built-in Clip on the Protective Sleeve	-18 to 104°C / 0 to 220°F
47201	2" Oven Thermometer with Built-in Hanging Hook and Standing Panel	10 to 260°C / 40 to 500°F
47202	2" Refrigeration Thermometer with Hanging Hook and Built-in Standing Panel	-30 to 21°C / -20 to 70°F
47203	1.25" Digital Thermometer LCD with Protective Sleeve	-40 to 230°C / -40 to 450°F



47201 & 47202



47203

47200

Partitions

POLYCARBONATE PARTITIONS

FEATURES

- Shield both workers and patrons while reducing the spread of contagious airborne germs
- Provides peace of mind and creates a protective barrier in your establishment so your community stays safe
- Full-panel, fire-retardant polycarbonate styles are easily cleanable

COUNTERTOP PANEL

Item	Color	Dimensions (WH)
46762	Clear - Fluted	34" x 32.5"
46763	Clear	34" x 32.5"
46764	Frosted	34" x 32.5"
46765	Clear - Fluted	46" x 32.5"
46766	Clear	46" x 32.5"
46767	Frosted	46" x 32.5"
46768	Clear - Fluted	72" x 32.5"
46769	Clear	72" x 32.5"
46770	Frosted	72" x 32.5"

COUNTERTOP SHIELDS

Item	Color	Dimensions (WH)
46758	Clear	32" x 29"
46759	Clear	23" x 32"

COUNTERTOP SCREENS

Item	Color	Dimensions (WH)
46760	Clear	6'8" x 3'
46761*	Clear	6'8" x 3' Window: 8.25" x 13.75"

*Only Item 46761 has a window cut out



QUICK-WALL SLIDING PORTABLE PARTITION

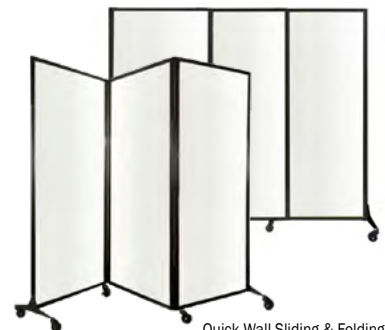
Item	Color	Dimensions (WH)
46771	Clear	7' x 5'10"
46772	White	7' x 5'10"
46773	Clear	7' x 6'8"
46774	White	7' x 6'8"
46782	Clear	7' x 7'4"
46775	White	7' x 7'4"



Countertop Screen

QUICK-WALL SLIDING PORTABLE PARTITION

Item	Color	Dimensions (WH)
46776	Clear	8'4" x 5'10"
46777	White	8'4" x 5'10"
46778	Clear	8'4" x 6'8"
46779	White	8'4" x 6'8"
46780	Clear	8'4" x 7'4"
46781	White	8'4" x 7'4"



Quick-Wall Sliding & Folding Portable Partition


Safety Gloves & Aprons

BAKER'S OVEN PAD

FEATURES

- Heavy-duty professional terry cloth baker's pads

Item	13538
Description	10.75" x 10.75" Bakers Pad, Elastic Strap
Quantity/Case (pcs.)	12



PUPPET STYLE OVEN MITT

FEATURES

- Heavy-duty professional terry cloth baker's pads

Item	13578
Description	Puppet Style Oven Mitt for Hot and Cold



HEAT-RESISTANT NEOPRENE GLOVES

FEATURES

- Ultra high molecular weight polyethylene, glass fibre, steel wire

Item	47259	47260
Description	12" Heavy-duty heat resistant neoprene gloves	17" Heavy-duty heat resistant neoprene gloves



HEAT-RESISTANT OVEN MITTS

FEATURES

- 100% Cotton construction
- Attached with loop for hanging conveniently
- Ambidextrous design (Except item 13539)

Item	Color	Description	Max. Temperature (Approx.)	Quantity/Case (pcs.)
46341	Silver	13" Heat resistant with quilted interior	160°C/320°F	1
46342	Silver	15" Heat resistant with quilted interior	160°C/320°F	1
46343	Silver	17" Heat resistant with quilted interior	160°C/320°F	1
13539	Green	17" Flame retardant with quilted interior	205°C/400°F	12
46344	Charcoal	13" Flame retardant quilted interior	220°C/428°F	1
46345	Charcoal	15" Flame retardant quilted interior	220°C/428°F	1
46346	Charcoal	17" Flame retardant quilted interior	220°C/428°F	1
46347	Charcoal	24" Flame retardant quilted interior	220°C/428°F	1
46348	Beige	13" Terry-cloth with silicon lining interior	250°C/482°F	1
46349	Beige	17" Terry-cloth with silicon lining interior	250°C/482°F	1



HEAT-RESISTANT POT GRABBERS

Item	Color	Description	Max. Temperature (Approx.)	Quantity/Case (pcs.)
81180	Silver	8" Silver Coated Pot Holder	162°C/325°F	12
81179	Silver	11" Heat Resistant Pan Grabber	162°C/325°F	12
81178	Silver	9.5" Pot Holder With Pocket	205°C/400°F	12
81181	Silver	6" Silver Coated Handle Holder	205°C/400°F	12



81180



81179



81178



81181

CUT RESISTANT GLOVES

FEATURES

- Ultra high molecular weight polyethylene, glass fibre, steel wire, and spandex
- ANSI A8 cut resistance
- 100% food grade and machine washable
- Ambidextrous design
- Designed for mandolin slicers
- Protect your hands from 99% injury

Item	Description
47255	Small, Cut-resistant glove - band color red
47256	Medium, Cut-resistant glove - band color green
47257	Large, Cut-resistant glove - band color white
47258	X-Large, Cut-resistant glove - band color black



Cut Resistant Gloves

MESH GLOVES

FEATURES

- Superior cut and protection
- Ambidextrous design

Item	Description
13562	5 finger with wrist strap, Size XXS -Yellow
13560	5 finger with wrist strap, Size XS - Gray
13558	5 finger with wrist strap, Size S - White
13557	5 finger with wrist strap, Size M - Red
13556	5 finger with wrist strap, Size L - Blue
13559	5 finger with wrist strap, Size XL - Green
13561	5 finger with wrist strap, Size XXL - Brown



MESH GLOVES WITH SILICONE STRAP

FEATURES

- Superior cut and protection
- Ambidextrous design
- Made of stainless steel mesh

Item	Description
44354	5 finger with Silicone strap, Size XS - Gray
44352	5 finger with Silicone strap, Size S - White
44351	5 finger with Silicone strap, Size M - Red
44350	5 finger with Silicone strap, Size L - Blue
44353	5 finger with Silicone strap, Size XL - Green



Mesh Gloves With Silicone Strap

MESH, PRODUCE AND PVC APRONS

FEATURES

- Lightweight
- Super strong yet very flexible
- Conform to the body without restricting movement
- Adjustable straps assure perfect fit

Item	Description
13533	Stainless Steel Mesh Apron 20" W x 20" L
13534	Stainless Steel Mesh Apron 20" W x 34" L
13580	Yellow Vinyl Produce Apron 35" W x 47" L
45604	Blue PVC Apron 35" W x 45" L



Safety Materials

FACE SHIELDS & MASKS

Item	Description	Dimensions	Quantity/Case (pcs.)
46666	Disposable Face Masks, Blue with 3 Layers	6.75" x 3.87"	50
46665	Face Shield Cover, 25mm Thickness, Transparent	12.5" x 9"	10
46700	Disposable Face Shield Cover with Glasses Frame, 25mm Thickness, Transparent	9.5" x 7.7"	10



HAND SANITIZER & DISPENSERS

Item	Description	Quantity/Case (pcs.)
46668	300 mL 75% Alcohol Hand Sanitizer, Clear Bottle with Pump	50
46669	500 mL 75% Alcohol Hand Sanitizer, Clear Bottle with Pump	24
46670	5 L 75% Alcohol Hand Sanitizer, Bottle with Twist Cap	2
46686	Free-Standing Touchless Hand Sanitizer Dispenser, 1000 mL, 4.7" x 4.9" x 10.6" (Stand Height: 47" / Base: 14" x 12")	1
46699	Wall-Mounted Touchless Hand Sanitizer Dispenser, 1000 mL 4.7" x 4.9" x 10.6"	1



NON-CONTACT FOREHEAD THERMOMETER

FEATURES

- Check temperature with ease and peace of mind
- Automatic shutdown with operation for 60 seconds

Item	46681
Temp. Measurement Accuracy	32-42°C / 89.6-107.6°F
Measurement Method	Infrared Non-Contact
Dimensions	5.8" x 3.3" x 1.4"





07

Customer Convenience

Catering Supplies



RESERVED SIGN

FEATURES

- Easy to read
- Made of durable stainless steel
- Good for indoor and outdoor use

Item	Description	Quantity/Case (pcs.)
80013	4 3/4" x 1 3/4", Stainless Steel	12



NUMBER CARD HOLDER

FEATURES

- Sturdy and durable
- Perfect for wedding, banquet hall and corporate event
- Good for indoor and outdoor use

Item	Description	Quantity/Case (pcs.)
80014	8"H, 2" Dia. Base, Chrome	12
80535	12"H, 2" Dia. Base, Chrome	12
80536	15"H, 2" Dia. Base, Chrome	12
80537	18"H, 2" Dia. Base, Chrome	12



MENU CLIP HOLDER

FEATURES

- Ideal for catered and/or any special events
- Perfect to showcase best food options to customers and guests

Item	Description	Quantity/Case (pcs.)
13711	Stainless Steel harp style place card/table number holder with thread Base, 1.14"(Dia.) x 1.5" H	12

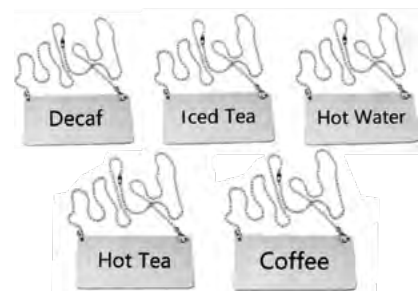


STAINLESS STEEL BEVERAGE CHAIN SIGN

FEATURES

- Perfect for buffets, catering companies and cafeterias

Item	Description	Quantity/Case (pcs.)
80132	Hot Tea Sign, Stainless Steel	12
80133	Decaf Sign, Stainless Steel	12
80134	Coffee Sign, Stainless Steel	12
80135	Hot Coffee Sign, Stainless Steel	12
80136	Iced Tea Sign, Stainless Steel	12



Stainless Steel Beverage Chain Signs

BEVERAGE TENT SIGN

FEATURES

- Perfect for buffets, catering companies and cafeterias

Item	Description	Quantity/Case (pcs.)
80137	Hot Tea, Stainless Steel	12
80138	Decaf, Stainless Steel	12
80139	Coffee, Stainless Steel	12
80140	Hot Water, Stainless Steel	12
80141	Iced Tea, Stainless Steel	12



Stainless Steel Beverage Tent Signs

Crowd Control

TURN-O-MATIC SYSTEM

FEATURES

- Available in bright red, 2 digit L.E.D. segment display
- Easy to load and dispense
- Can be mounted on a counter stand, floor stand, store fixture, or wall

Item	Description
10171	Turn-O-Matic M80 LED, (1) Double Digit Segment Display Complete Set - (1) Indicator, (1) Counter Stand, (1) Ticket Dispenser, (1) Sign, (1) 12V Adapter, (1) 25-foot wire, (3) Push Buttons, (1) Mounting Bracket
10161	Ticket Dispenser
13682	Counter Stand for 10171
10166	Tickets Dispenser 30 rolls x 3,000 tickets - White (case)
14777	Turn-O-Matic Segment Indicator - 2 digit
46699	Wall-Mounted Touchless Hand Sanitizer Dispenser, 1000 mL 4.7" x 4.9" x 10.6"



Turn-O-Matic System

TM TICKETS

NEW!

Item	Model	Color	Quantity/Case (pcs.)
45300	-	White	1 roll
45503	-	Yellow	1 roll
18217	TIM80Y	Yellow	30 rolls
45502	-	Pink	1 roll
18216	TIM80P	Pink	30 rolls
45501	-	Green	1 roll
18215	TIM80G	Green	30 rolls
45500	-	Blue	1 roll
18214	TIM80B	Blue	30 rolls



TAKE A NUMBER KIT REPLACEMENT

Numbers are not available individually

FEATURES

- Kit contains: 1 counter unit (10" x 5") with a "PLEASE! TAKE A NUMBER FOR BETTER SERVICE" decal, 1 wall unit (9" x 8") with "NUMBER NOW BEING SERVED" decal, and 1-100 double sided number set



Take a Number Kit

Item	Description
13664	Number system, tags 1-100
13665	Extra tags 1-100

WALL-MOUNTED GUIDANCE STANCHION WITH RETRACTABLE BELT BARRIER

FEATURES

- 3 way belt connection
- Retracts quickly
- Automatic belt locking option

Item	41155	41156
Description	Black Painted Steel	Stainless Steel
Length of Belt	Up to 78"	Up to 78"
Cylinder Diameter	2"	2"
Dimensions Including Mount Bracket (DWH)	3.5" x 4.5" x 5"	3.5" x 4.5" x 5"



STANDARD GUIDANCE STANCHION

FEATURES

- 4 way belt connection
- Retracts quickly
- Rubberized bottom base
- Automatic belt locking option

Item	Description	Length Of Belt	Dimensions
30438	Stainless Steel Crowd Control Stand With Retractable Belt Barrier	Up to 78"	13" (Base) x 36.25". 2" (Dia.) Cylinder
30439	Black Painted Steel Crowd Control Stand With Retractable Belt Barrier	Up to 78"	14" (Base) x 35.5". 2" (Dia.) Cylinder



Guidance Stanchion

Grocery Essentials

SHOPPING BASKETS

FEATURES

- Made of durable, easy to clean plastic with reinforced ribbing for added support
- Built to last through the multiple daily uses
- Holes in the basket prevent any spill or water build up
- Two steel plated handle with grip
- Nest together for easy, space-efficient storage



43028 13023 13024 13022

Item	Description	Color	Capacity
43028	18.75" x 11.5" x 10.38" Shopping Basket/ Plastic - Steel	Black	50 lb.
13023	18.75" x 11.5" x 10.38" Shopping Basket/ Plastic - Steel	Blue	50 lb.
13024	18.75" x 11.5" x 10.38" Shopping Basket/ Plastic - Steel	Green	50 lb.
13025	18.75" x 11.5" x 10.38" Shopping Basket/ Plastic - Steel	Red	50 lb.
13027	18.75" x 11.5" x 10.38" Shopping Basket/ Plastic - Steel	Yellow	50 lb.
21183	18.5" x 12.5" x 10" Shopping Basket/ Plastic	Red	35 lb.
13022	17.5" x 12.5" x 8" Shopping Basket/ Chrome	Chrome	50 lb.



13025 13027 21183

GROCERY BASKET STANDS WITH BUILT-IN SIGN HOLDER

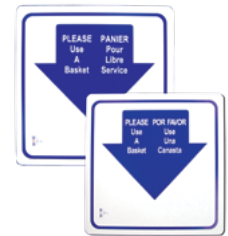
FEATURES

- Compatible with all style of shopping hand basket that we carry

Item	Description	Dimensions
13026	Hand Basket Stand - Large	17.5" x 12.5" x 38"
13042	Hand Basket Sign - English / French	12" x 12"
13043	Hand Basket Sign - English / Spanish	12" x 12"



13026



13042/ 13043

SHOPPING CARTS



FEATURES

- Comes with two front swivel casters and two fixed rear casters for effortless mobility

Item	Description
18308	Shopping Cart, Finish: Zinc/Chrome, Red Plastic Handles, Corner Guards, 2 Front Swivel Casters, Child Seat with Restraining Strap. Load Capacity: 110 lb./ 4 Cubic Feet
44555	Shopping Cart - Double Baskets, Finish Zinc/Epoxy, 5" Double Axle PU Wheels. Load Capacity: 70L



18308

44555

SHAG/BUGGY STRAP

FEATURES

- Ideal solution to have more control over efficiently maneuvering many carts with ease
- Weather and stain resistant
- Guarantees reduced collection time and increased efficiency when collecting carts

Item	45141
Description	Shag/Buggy Strap - 97" length x 1" wide



45141

Patio Heaters

PYRAMID STYLE PATIO HEATER



FEATURES

- Stainless steel or powder-coating body
- Elegant design
- Anti-tilt switch, and automatic shut-off device
- Has wheels for moving with ease
- Inner glass tube, and protective guard

Item	47878	47879
Model	PH-CN-2270-P	PH-CN-2270-S
Description	Powder Coating Pyramid Patio Heater	Stainless Steel Pyramid Patio Heater
Fuel & Tank	Propane Only / 20 lb. Gas Tank	
Consumption/Flux	945 g/hr	
BTU & Power	42,000 BTU / 13 kW	
Heating Area	113 - 175 sq. ft.	
Net Weight	50.7 lb. / 23 kg.	
Net Dimensions	20.5" x 20.5" x 89.4"	
Gross Weight	61.7 lb. / 28 kg.	
Gross Dimensions	52.8" x 28.7" x 7.1"	



47878



47879

87" PATIO HEATERS - PROPANE



FEATURES

- Pulse ignition switch and a temperature-controlled flameout switch
- Refueling is made easy with the easy access door located on the base of the unit
- Comes with casters to make it easier to move
- Anti-tilt switch and automatic shut-off device

	87" Powder-Coated Brown	87" Stainless Steel
Item	46799	47595
Model	PH-CN-0045	PH-CN-2210-S
Power	-	1,300 W
BTU	17,000 - 45,000 BTU	48,000 BTU
Consumption	450 - 870 g/hr	945 g/hr
Hours of Burn Time	Medium/Low: 8 Hours High: 4 Hours	113 - 175 sq ft
Fuel	Propane/BTU Gas (20lb. tank)	Propane Only (20 lb. gas tank)
Burner Dimensions(DiaH)	10.5" x 23.6"	-
Net Weight	37.5 lb. / 17 kg.	33 lb. / 15 kg.
Net Dimensions	18" x 3.4" / 14.9" x 30.7" (DiaH)	32" x 32" x 87"
Gross Weight	42 lb. / 19 kg.	37.5 lb. / 17 kg.
Gross Dimensions	17.7" x 18" x 34.6"	11" x 11" x 34.3"



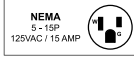
46799



47595

PATIO HEATERS

HEATED PATIO TABLE



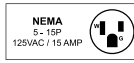
FEATURES

- Heated table with remote control
- Anodized extruded aluminum alloy frame and control box
- High –Efficiency Carbon Fibre Heating Element
- 2-meter power cord
- Tempered Glass Table
- Stainless steel base
- 360-degree tip-over Safety Switch
- IP55 Approved

Item	43123
Model	PH-CN-1100-T
Table Size	23.5" Diameter
Power	1,500 W
Electrical	110V / 60Hz / 1Ph
Weight	7.9 kg.
Gross Weight	39 lb. / 17.69 kg.
Dimensions (DWH)	23.5" x 23.5" x 43.37"
Gross Dimensions (Main Body)	44.29" x 9" x 9.25"
Gross Dimensions (Table And Base)	27" x 26" x 5"



COLUMN HEATER



FEATURES

- Powder coated frame
- High Efficiency Carbon Fibre Heating Element
- Two Power Settings (One heating element only)
- Powder Coated Base
- 360-degree tip-over Safety Switch
- IP24 Approved

Item	43124
Model	PPH-CN-1400-P
Power	1,500 W
Electrical	120V / 60Hz / 1Ph
Weight	30 lb. / 13.6 kg.
Gross Weight	39.2 lb. / 17.8 kg.
Dimensions (DWH)	16" x 16" x 55"
Gross Dimensions	31" x 18.5" x 12.6"



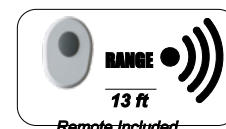
WALL MOUNTED ELECTRIC PATIO HEATER



FEATURES

- Aluminum die-casting
- Clean, odorless, instant heat, safe and convenient
- Can be used both indoor and outdoor
- Power cord reaches up to 6.5 feet
- Includes remote control
- Water Resistant (IP55 approved)
- Reflector and bracket is adjustable between 30° - 45° from a horizontal position

Item	31432
Model	PH-CN-1500
Power	1,500 W
Electrical	120V / 60Hz / 1Ph
Amps	12.5 A
Net Weight	6.6 lb. / 2.9 kg.
Net Dimensions	19.68" x 3.14" x 5.51"
Gross Weight	9 lb. / 4 kg.
Gross Dimensions	30" x 8" x 8"



Restaurant Essentials

CHECK / CHEQUE SPINDLE



FEATURES

- Durable and easy to mount
- Perfect for any commercial kitchen

Item	Description
47487	3" x 6" Chrome Plated
47488	3" x 6" Brass Plated



ORDER RACKS/RAIL

FEATURES

- Durable and easy to mount
- Perfect for any commercial kitchen

Item	Description	Quantity/Case (pcs.)
80129	24", Aluminum order rack/Check rack	12
80130	36", Aluminum order rack/Check rack	12
80131	48", Aluminum order rack/Check rack	12



CALL BELL

FEATURES

- Electricity-free
- Ideal for bars, commercial kitchen and hotels

Item	Description	Quantity/Case (pcs.)
80416	3 1/2" Diameter Call Bell	12
80417	4" Diameter Call Bell	12



BLACK BILL HOLDER WITH CREDIT CARD RECEPTACLE

FEATURES

- Comes with pockets for receipt and credit card
- Ideal for bars, commercial kitchens and hotels

Item	Description	Quantity/Case (pcs.)
39789	Check holder, 9.5" x 5.75 (Closed)/ 11.5"(Opened)	10



NAPKIN DISPENSERS

FEATURES

- Stand upright design
- Available in two sizes
- Easy to clean and refill


Item	80418	80419
Description	Half Size Napkin Dispensers	Full Size Napkin Dispensers
Capacity	1.7L	2.2L
Material	430	430
Feet Material	Rubber	Rubber
Net Weight	16.4 lb. / 7.44 kg.	20.1 lb. / 9.12 kg.
Net Dimensions	4" x 4.72" x 5.75"	4" x 4.72" x 7.36"
Gross Weight	18.60 lb. / 8.44 kg.	22.3 lb. / 10.12 kg.
Quantity/Case (pcs.)	24	24



MENU BOOKLETS *Minimal assembly is required*

FEATURES

- Clear vinyl panels
- Designed to allow you to replace printed menus
- Come with crimped metal reinforcements to ensure longevity
- Dimensions: 9.5" x 11.75"



Item	Description	Color	Quantity/Case (pcs.)
39790	Single Menu Holder	Black	10
39793	Single Menu Holder	Brown	10
39794	Double - Fold Menu Holder	Black	10
39795	Double - Fold Menu Holder	Green	10
39796	Double - Fold Menu Holder	Red	10
39797	Double - Fold Menu Holder	Brown	10

Item	Description	Color	Quantity/Case (pcs.)
39798	Triple - Fold Menu Holder	Black	10
39799	Triple - Fold Menu Holder	Green	10
39800	Triple - Fold Menu Holder	Red	10
39801	Triple - Fold Menu Holder	Brown	10
39802	Three Page Menu Holder	Black	10
39803	Three Page Menu Holder	Green	10
39804	Three Page Menu Holder	Red	10
39805	Three Page Menu Holder	Brown	10
39806	Four Page Menu Holder	Black	10

Restaurant Furniture

RESTAURANT TABLES *Sold separately*

FEATURES

- Reversible design to match your restaurant's color scheme
- Laminate top provides easy cleaning during operational hours



Rectangular/Square Table Top

RECTANGULAR/SQUARE TABLE TOP

Item	Description	Color
43159	24" x 24" x 1", square	Oak/Walnut
43160	24" x 30" x 1", rectangular	Oak/Walnut
43161	24" x 42" x 1", rectangular	Oak/Walnut
43162	30" x 30" x 1", square	Oak/Walnut
43163	30" x 42" x 1", rectangular	Oak/Walnut
43164	30" x 48" x 1", rectangular	Oak/Walnut
43165	36" x 36" x 1", square	Oak/Walnut
44523	36" x 60" x 1", rectangular	Oak/Walnut

Item	Description	Color
43169	24" x 24" x 1", square	Mahogany/Black
43170	24" x 30" x 1", rectangular	Mahogany/Black
43171	24" x 42" x 1", rectangular	Mahogany/Black
43172	30" x 30" x 1", square	Mahogany/Black
43173	30" x 42" x 1", rectangular	Mahogany/Black
43174	30" x 48" x 1", rectangular	Mahogany/Black
43175	36" x 36" x 1", square	Mahogany/Black
44524	36" x 60" x 1", rectangular	Mahogany/Black

ROUND TABLE TOP

Item	Description	Color
43166	Table top - 24" diameter x 1", round	Oak/Walnut
43167	Table top - 30" diameter x 1", round	Oak/Walnut
43168	Table top - 36" diameter x 1", round	Oak/Walnut
43176	Table top - 24" diameter x 1", round	Mahogany/Black
43177	Table top - 30" diameter x 1", round	Mahogany/Black
43178	Table top - 36" diameter x 1", round	Mahogany/Black



Round Table Top

TABLE BASES

Item	Description	Load Capacity	Compatible Column
43152	22" end bases	55-88 lb.	Item: 43206/ 43509
43153	22" x 22", cross-shaped	55-88 lb.	Item: 43206/ 43509
43154	24" x 30", cross-shaped	66 lb.	Item: 43206/ 43509
43155	30" x 30" cross-shaped	88 lb.	Item: 43206/ 43509
43205	33" x 33" cross-shaped	88-110 lb.	Item: 43207/ 43510
43156	18" diameter, round	66 lb.	Item: 43206/ 43509
43157	22" diameter, round	78-88 lb.	Item: 43207/ 43510
43158	30" diameter, round	110-154 lb.	Item: 43207/ 43510
43626	Adjustable feet 12mm for table base	-	all bases NEW!
43544	Adjustable feet 15mm for table base	-	all bases NEW!



Cross-Shaped Base

Round-Shaped Base



End Base



Foot Ring-Rest

FOOT RING-REST *Column and foot ring-rest are sold separately*

Item	Description
44509	Black, Fits 3" dia. bar height column, overall Dimensions: 17.72" dia. x 9.76"

COLUMNS *Column and Base are sold separately*

Item	Description
43206	Black, 3" dia. with square top spider for bar height table
43207	Black, 4.5" dia. with square top spider for bar height table
43509	Black, 3" dia. with square top spider for bar height table
43510	Black, 4.5" dia. with square top spider, for bar height table



Black Column With Square Top Spider



Column With Round-Shaped Base

Column With Cross-Shaped Base

RESTAURANT CHAIRS *Minimal assembly is required*

BAR HEIGHT METAL LADDER BACK CHAIR

Item	Description	Dimensions
47592 + 76554	With black color vinyl seat	17" x 16.5" x 42"
47592 + 69746	With burgundy color vinyl seat	17" x 16.5" x 42"
47592 + 69745	With natural wood seat	17" x 16.5" x 42"
47592 + 69742	With walnut wood seat	17" x 16.5" x 42"



BAR HEIGHT METAL LADDER BACK SWIVEL CHAIR

Item	Description	Dimensions
47593 + 76554	With black color vinyl seat	17.5" x 14.25" x 44.5"
47593 + 69746	With burgundy color vinyl seat	17.5" x 14.25" x 44.5"
47593 + 69745	With natural wood seat	17.5" x 14.25" x 44.5"
47593 + 69742	With walnut wood seat	17.5" x 14.25" x 44.5"



METAL LADDER BACK CHAIR

Item	Description	Dimensions
47594 + 76554	With black color vinyl seat	17" x 18.5" x 32"
47594 + 69746	With burgundy color vinyl seat	17" x 18.5" x 32"
47594 + 69745	With natural wood seat	17" x 18.5" x 32"
47594 + 69742	With walnut wood seat	17" x 18.5" x 32"



CHAIR PARTS

Item	Description
47592	Frame bar height metal ladder back chair
47593	Frame bar height metal ladder back swivel
47594	Frame metal ladder back chair
76554	Black color vinyl seat
69746	Burgundy color vinyl seat
69745	Natural wood seat
69742	Walnut wood seat



LADDER BACK CHAIR WITH BLACK FINISH *Minimal assembly is required*

FEATURES

- Durable, reliable and easy to clean
- Wide base gives the chair stability
- Comes with a detachable tray, and seat belt for added security

Item	Description	Dimensions
80163	Baby Diner High Chair with Tray, Gray	25.5" x 23" x 29.5"
80231	Replacement Tray for 80163, Gray	-
80610	Natural color wooden high chair	20" x 20" x 29"
80611	Walnut color wooden high chair	20" x 20" x 29"
80612	Mahogany color wooden high chair	20" x 20" x 29"
99957	Optional assembly service	-





RECTANGULAR & ROUND FOLDING TABLES

Item	Description	Frame Diameter	Tabletop Thickness	Net Dimensions	Gross Dimensions	Net Weight	Gross Weight
44488	48" Solid Rectangular Folding Table, Material: HDPE Plastic, Loading Capacity: 330.7 lb.	25 mm	43 mm	48" x 23.6" x 29.13" (Open Position) 48" x 23.6" x 1.8" (Closed Position)	48.4" x 23.8" x 2"	18.7 lb.	20.5 lb.
44489	60" Solid Rectangular Folding Table, Material: HDPE Plastic, Loading Capacity: 330.7 lb.	28 mm	44 mm	59.4" x 30" x 29.13" (Open Position) 59.4" x 30" x 1.8" (Closed Position)	60.2" x 30.3" x 2"	26 lb.	27.6 lb.
41595	32" Folding Round Table Bar Height, Material: HDPE Plastic, Loading Capacity: 300.0 lb.	22 mm	35 mm	31.5" x 43.3" (Open Position) 1.8" x 53.15" (Closed Position)	31.5" x 1.8" x 53.15"	13.2 lb.	14.2 lb.
41596	72" Solid Rectangular Folding Table, Material: HDPE Plastic, Loading Capacity: 330.7 lb.	28 mm	44 mm	72" x 30" x 29.13" (Open Position) 72" x 30" x 1.8" (Closed Position)	72.4" x 30.3" x 2"	28.6 lb.	30.8 lb.
41597	95" Solid Rectangular Folding Table, Material: HDPE Plastic, Loading Capacity: 330.7 lb.	28 mm	44 mm	94.5" x 30" x 29.13" (Open Position) 94.5" x 30" x 1.8" (Closed Position)	94.9" x 30.3" x 2"	38.6 lb.	40.8 lb.
44490	47" Solid Round Folding Table Material: HDPE Plastic, Loading Capacity: 330.7 lb.	25 mm	44 mm	47.2" x 29.13" (Open position) 47.2" x 1.8" (Closed Position)	48" x 48.4" x 2"	26.45 lb.	30.8 lb.
41598	59" Solid Round Folding Table Material: HDPE Plastic, Loading Capacity: 440.9 lb.	32 mm	50 mm	59" x 29.5" (Open position) 59" x 2" (Closed Position)	60" x 60" x 2.36"	39.24 lb.	44 lb.
41599	71" Solid Round Folding Table Material: HDPE Plastic, Loading Capacity: 661.38 lb.	38 mm	55 mm	70.8" x 29.13" (open position) 70.8" x 2.16" (Closed Position)	72.4" x 72.4" x 2.6"	59.5 lb.	66 lb.

FOLDING CHAIR WITH METAL FRAME

Item	44357
Description	16.5" high Folding Chair with Grey Metal Frame Loading Capacity: 661.38 lb.
Frame Diameter	28 mm
Dimensions	16.5" x 15.7" x 32.28" (Open Position) 3.14" x 18.89" x 44.8" (Closed Position)
Gross Dimensions	45" x 18.5" x 11"
Net Weight	11 lb. / 5 kg.
Gross Weight	48.5 lb. / 22 kg.
Quantity/Case (pcs.)	4



BABY CHANGING STATIONS/TABLES

FEATURES

- Create a hassle-free experience for your customers
- Built for convenience and cleanliness
- Designed to fit any restroom or changing room layout

Item	44557	44558
Description	High-density polyethylene Wall-mounted baby changing table	Stainless Steel 304 Cover + High-density polyethylene Wall-mounted baby changing table
Capacity	44 lb. /20 kg.	44 lb. / 20 kg.
Dimensions	19.5" x 33.5" x 23" (Open) / 4.25" x 33.5" x 23" (Close)	19.5" x 33.5" x 23" / (Open) 4.25" x 33.5" x 23" (Close)
Weight	26.45 lb. /12 kg.	35.27 lb. /16 kg.
Gross Weight	28.7 lb. /13 kg.	40 lb. /18 kg.



Warewashing, Handling & Storage

08





Food and Beverage Carriers

Great solution for your catering needs

INSULATED TRANSPORT BEVERAGE DISPENSERS



FEATURES

- Seamless doublewall construction and foamed-in-place insulation
- An interlocking design allows for stable stacking and space saving setup
- Wide service opening accommodates larger cups or coffee pots when units are stacked on a riser
- Units includes a set of beverage labels

Item	Description	Dimensions
80902	18 L Brown Insulated Transport Beverage Dispenser	16.5" x 9" x 24"
80903	44.5 L Brown Insulated Transport Beverage Dispenser	20.8" x 16" x 24.8"



INSULATED FOOD PAN CARRIER



FEATURES

- Preserves the food temperature
- Clasp makes it easy to open and keeps food secured

Item	Description	Dimensions
80164	Hold 4" Deep Food Pans, Gray, Insulated	24 3/4" x 17 1/4" x 8 1/4", 4" Depth
80165	Hold 6" Deep Food Pans, Gray, Insulated	24 3/4" x 17 1/4" x 10 1/4", 6" Depth
80162	Hold 8" Deep Food Pans, Gray, Insulated	24 3/4" x 17 1/4" x 12", 8" Depth



FOOD PAN TRANSPORT CARRIER



FEATURES

- Omcan's Food Pan Transport Carrier is the ideal solution to store full-size, 1/2, and 1/3 size pans of hot or cold food
- Comes with durable latch and air tight gaskets to maintain safe food temperatures for hours with no need for electricity
- Constructed with polypropylene and thick foam insulation
- The vent cover helps equalize the pressure making opening the container easier
- Molded-in handles for superior ergonomics
- Can transport six 2 1/2"-deep pans four 4"-deep pans, three 6"-deep pans, or two 8"-deep pans

Item	80184	80189
Description	Food Pan Transport Carrier, PE	Food Carrier Dolly With Cargo Strap and 330 lb. weight capacity
Dimensions	Outer Dimensions (DWH): 18.8" x 26.8" x 24" Inner Dimensions (DWH): 13.2 x 21" x 19.5" Depth of Food Pan (GN1/1) 2 1/2", 4", 6", 8"	-



FULL-SIZE BLACK INSULATED FOOD PAN CARRIER & CART

The Omcan insulated pan carrier is light and durable, capable of transporting significant loads while maintaining your food™’s serving temperature. Bring this 100% recyclable product to your next hospitality event and serve your products with ease.

FEATURES

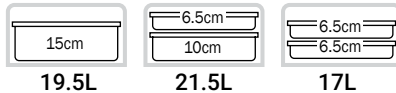
- Light and durable
- 100% recyclable product
- Capable of transporting significant loads while maintaining your food's serving temperature

CAPACITY GUIDE

Item 44548

Store GN 1/1

Capacity



19.5L

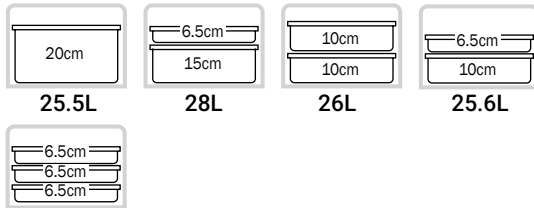
21.5L

17L

Item 44549

Store GN 1/1

Capacity



25.5L

28L

26L

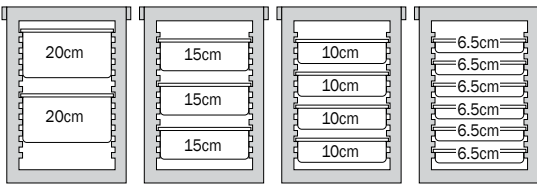
25.6L

25.5L

Item 80634

Store GN 1/1

Capacity



51.2L

58.5L

52L


51L



(Item 80634) Door Opening Angle: Up to 270°



Label Holder



(Item 80634) Interior



Stackable

	21.5L Food Pan Carrier	28L Food Pan Carrier	58.5L Food Pan Carrier	Food Carrier Dolly
Item	44548	44549	80634	44554
Description	Full-size Insulated Food Pan Carrier, Top Loader, Black	Full-size Insulated Food Pan Carrier, Top Loader, Black	Full-size Insulated Food Pan Carrier, Front Loader, Black	Food Carrier Dolly for item 44548, 44549 and 80634
Load Capacity	21.5L	28L	58.5L	220.5 lb. / 100 kg.
Interior Dimensions	21" x 13" x 7.7"	21" x 13" x 10"	21" x 13" x 20.7"	-
Exterior Dimensions	23.6" x 15.7" x 10"	23.6" x 15.7" x 12.5"	25.5" x 17" x 24.5"	25.5" x 16.8" x 8"
Weight	2.6 lb. / 1.2 kg.	3 lb. / 1.3 kg	10lb. / 4.5 kg	9lb. / 4 kg

Food Storage Containers



RECTANGULAR FOOD STORAGE CONTAINERS AND COVERS



FEATURES

- Polycarbonate withstand temperature ranges - 40°C - 99°C
- Polypropylene withstand temperature ranges -15°C - 80°C
- Snap on covers provide excellent spill resistance

- Resistant to acids, oil and alcohol
- Comes with both Metric and Imperial System of Measurement

POLYPROPYLENE (PP) ROUND FOOD STORAGE CONTAINER

Item	Description	Color	Quantity/Case (pcs.)
80230	1 Qt	White	12
80227	2 Qt	White	12
80187	4 Qt	White	12
80192	6 Qt	White	12
80210	8 Qt	White	12
80234	12 Qt	White	12
80238	18 Qt	White	12
80235	22 Qt	White	12
80229	1 Qt	Translucent	12
80226	2 Qt	Translucent	12
80194	4 Qt	Translucent	12
80191	6 Qt	Translucent	12
80213	8 Qt	Translucent	12
80233	12 Qt	Translucent	12
80236	22 Qt	Translucent	6



Polycarbonate(PC) Clear Round Food Storage Container



80183



Polypropylene(PP) Round Food Storage Container



80229 80192

POLYCARBONATE (PC) CLEAR ROUND

Item	Description	Color	Quantity/Case (pcs.)
80208	1 Qt	Clear	12
80174	2 Qt	Clear	12
80171	4 Qt	Clear	12
80177	6 Qt	Clear	12
80175	8 Qt	Clear	12
80178	12 Qt	Clear	12
80183	18 Qt	Clear	12
80200	22 Qt	Clear	12

PC/PP COVER FOR ROUND FOOD STORAGE CONTAINER

Item	Description	Color	Quantity/Case (pcs.)
80188	Cover for 1 Qt, Food Storage Container, PC.	Clear	12
80195	Cover for 2 & 4 Qt, Food Storage Container, PC.	Clear	12
80198	Cover for 6 & 8 Qt, Food Storage Container, PC.	Clear	12
80185	Cover for 12, 18 & 22 Qt, Round Food Storage Container, PC.	Clear	12
80209	Cover for 1 Qt, Food Storage Container, PP.	White	12
80166	Cover for 2 & 4 Qt, Food Storage Container, PP.	White	12
80173	Cover for 6 & 8 Qt, Food Storage Container, PP.	White	12
80207	Cover for 12, 18 & 22 Qt Round Food Storage Container, PP.	White	12
80212	Cover for 1 Qt, Food Storage Container, PP.	Translucent	12
80176	Cover for 2 & 4 Qt, Food Storage Container, PP.	Translucent	12
80179	Cover for 6 & 8 Qt, Food Storage Container, PP.	Translucent	12
80211	Cover for 12, 18 & 22 Qt Round Food Storage Container, PP.	Translucent	6


WHITE/TRANSLUCENT SQUARE FOOD STORAGE CONTAINER




FEATURES

- Dishwasher safe
- Withstand temperature ranges -15°C- 80°C
- Comes with both Metric and Imperial System of Measurement

Item	Description	Color	Quantity/Case (pcs.)
80239	2 Qt Square Food Storage Container	White	12
80224	4 Qt Square Food Storage Container	White	12
80204	6 Qt Square Food Storage Container	White	12
80190	8 Qt Square Food Storage Container	White	12
80201	12 Qt Square Food Storage Container	White	12
80206	18 Qt Square Food Storage Container	White	12
80196	22 Qt Square Food Storage Container	White	6
80240	2 Qt Square Food Storage Container	Translucent	12
80225	4 Qt Square Food Storage Container	Translucent	12
80203	6 Qt Square Food Storage Container	Translucent	12
80193	8 Qt Square Food Storage Container	Translucent	12
80199	12 Qt Square Food Storage Container	Translucent	12
80205	18 Qt Square Food Storage Container	Translucent	12
80197	22 Qt Square Food Storage Container	Translucent	6



Polypropylene(PP) Square Food Storage Container



80239

80240

POLYCARBONATE CLEAR SQUARE FOOD STORAGE CONTAINERS



FEATURES

- Perfect solution to store and organize your spices, ingredients, fruits, sauces, and vegetables
- Comes with both metric and Imperial System of Measurement

Item	Description	Quantity/Case (pcs.)
80172	2 Qt Square Food Storage Container	12
80170	4 Qt Square Food Storage Container	12
80168	6 Qt Square Food Storage Container	12
80169	8 Qt Square Food Storage Container	12
80167	12 Qt Square Food Storage Container	12
80180	18 Qt Square Food Storage Container	12
80182	22 Qt Square Food Storage Container	6



Polycarbonate(PC) Clear Square Food Storage Container

POLYETHYLENE LID FOR SQUARE STORAGE CONTAINERS



Item	Description	Quantity/Case (pcs.)
80181	2 / 4 QT - Green, PE. lid for 2, 4 QT	12
80223	6 / 8 QT - Red, PE. lid for 6, 8 QT	12
80202	12 /18/ 22 QT - Blue, PE. lid for 12, 18, 22 QT	12



80181

80223

80202

POLYCARBONATE CLEAR FLIP LID WITH GAP



FEATURES

- Made from polycarbonate construction, that can withstand -45°C, and up to -100°C
- Keep food fresh, and reduce cross contamination
- Provides easy access to contents without removing the lid from the pan

Item	Description	Quantity/Case (pcs.)
43639	Size 1/2, Dimension 10" x 12.5" x 13"	12
43640	Size 1/3, Dimension 10" x 12.5" x 13"	12
43641	Size 1/6, Dimension 6.5" x 7" x 8"	12



43640

43639

43641

RECTANGULAR FOOD STORAGE CONTAINERS AND COVERS



FEATURES

- Durable polycarbonate or polypropylene containers provide sanitation and longevity
- Stackable, lightweight and ergonomic
- Optional drain shelf helps to maintain food freshness and quality
- Available in different sizes



POLYPROPYLENE (PP) RECTANGULAR FOOD STORAGE CONTAINERS

Item	Description	Capacity	Color	Quantity/Case (pcs.)
85125	12" x 18" x 3.5" PP rectangular food storage container	6.6L	White	12
85126	12" x 18" x 6" PP rectangular food storage container	11.4L	White	12
85127	12" x 18" x 9" PP rectangular food storage container	18L	White	12
85128	18" x 26" x 3.5" PP rectangular food storage container	19L	White	6
85129	18" x 26" x 6" PP rectangular food storage container	33L	White	6
85130	18" x 26" x 9" PP rectangular food storage container	49.2L	White	6
85131	18" x 26" x 12" PP rectangular food storage container	64L	White	6
85132	18" x 26" x 15" PP rectangular food storage container	83.3L	White	6
85133	Cover for 12" x 18" food storage container	-	White	12
85134	Cover for 18" x 26" food storage container	-	White	12



POLYCARBONATE (PC) RECTANGULAR FOOD STORAGE CONTAINERS

Item	Description	Capacity	Color	Quantity/Case (pcs.)
85115	12" x 18" x 3.5" PC rectangular food storage container	6.6L	Clear	12
85116	12" x 18" x 6" PC rectangular food storage container	11.4L	Clear	12
85117	12" x 18" x 9" PC rectangular food storage container	18L	Clear	12
85118	18" x 26" x 3.5" PC rectangular food storage container	19L	Clear	6
85119	18" x 26" x 6" PC rectangular food storage container	33L	Clear	6
85120	18" x 26" x 9" PC rectangular food storage container	49.2L	Clear	6
85121	18" x 26" x 12" PC rectangular food storage container	64L	Clear	6
85122	18" x 26" x 15" PC rectangular food storage container	83.3L	Clear	6
85123	Cover for 12" x 18" food storage container	-	Clear	12
85124	Cover for 18" x 26" food storage container	-	Clear	12

OPTIONAL PC DRAIN SHELF

Item	Description	Color	Quantity/Case (pcs.)
85135	Drain Shelf for 12" x 18"/ 305 x 457mm food storage container	Clear	12
85136	Drain Shelf for 18" x 26"/ 457 x 660mm food storage container	Clear	12

POLYCARBONATE CLEAR FOOD PANS AND COVERS



FEATURES

- Designed to provide convenience, visibility, and storage for fresh food ingredients
- Made of durable polycarbonate that is able to resist cracks, and breaks
- Withstands temperatures from -40 to 99°C
- Designed to resist food oil and acids to extend its longevity



POLYCARBONATE CLEAR FOOD PAN

Item	Description	Dimensions	Quantity/Case (pcs.)
80043	1/9-Size Clear Food Pan with 2 1/2" deep	6 15/16" x 4 1/4" x 2 1/2"	12
80051	1/9-Size Clear Food Pan with 4" deep	6 15/16" x 4 1/4" x 3 15/16"	12
80048	1/6-Size Clear Food Pan with 6" deep	6 15/16" x 6 3/8" x 5 14/16"	12
80046	1/6-Size Clear Food Pan with 2 1/2" deep	6 15/16" x 6 3/8" x 2 1/2"	12
80040	1/6-Size Clear Food Pan with 4" deep	6 15/16" x 6 3/8" x 3 15/16"	12
80053	1/4-Size Clear Food Pan with 6" deep	10 7/16" x 6 3/8" x 5 14/16"	12
80044	1/4-Size Clear Food Pan with 2 1/2" deep	10 7/16" x 6 3/8" x 2 1/2"	12
80062	1/4-Size Clear Food Pan with 4" deep	10 7/16" x 6 3/8" x 3 15/16"	12
80036	1/3-Size Clear Food Pan with 2 1/2" deep	12 4/5" x 6 15/16" x 2 1/2"	12
80074	1/3-Size Clear Food Pan with 4" deep	12 4/5" x 6 15/16" x 3 15/16"	12
80059	1/3-Size Clear Food Pan with 6" deep	12 4/5" x 6 15/16" x 5 14/16"	12
80057	1/3-Size Clear Food Pan with 8" deep	12 4/5" x 6 15/16" x 7 7/8"	12
80039	1/2-Size Clear Food Pan with 2 1/2" deep	12 4/5" x 10 7/16" x 2 1/2"	12
80055	1/2-Size Clear Food Pan with 4" deep	12 4/5" x 10 7/16" x 3 15/16"	12
80064	1/2-Size Clear Food Pan with 6" deep	12 4/5" x 10 7/16" x 5 14/16"	12
80075	1/2-Size Clear Food Pan with 8" deep	12 4/5" x 10 7/16" x 7 7/8"	12
80056	Full-Size Clear Food Pan with 2 1/2" deep	20 3/4" x 12 4/5" x 2 1/2"	12
80058	Full-Size Clear Food Pan with 4" deep	20 3/4" x 12 4/5" x 3 15/16"	12
80078	Full-Size Clear Food Pan with 6" deep	20 3/4" x 12 4/5" x 5 14/16"	12
80061	Full-Size Clear Food Pan with 8" deep	20 3/4" x 12 4/5" x 7 7/8"	12

POLYCARBONATE CLEAR COVERS FOOD PAN

Item	Description	Dimensions	Quantity/Case (pcs.)
80012	1/9 Pan Slotted	6 15/16" x 4 1/4"	12
80016	1/6 Pan Slotted	6 15/16" x 6 3/8"	12
80021	1/4 Pan Slotted	10 7/16" x 6 3/8"	12
80024	1/3 Pan Slotted	12 4/5" x 6 15/16"	12
80026	1/2 Pan Slotted	12 4/5" x 10 7/16"	12
80050	Full-Size Pan Slotted	20 3/4" x 12 4/5"	12
80011	1/9 Pan Solid	6 15/16" x 4 1/4"	12
80015	1/6 Pan Solid	6 15/16" x 6 3/8"	12
80020	1/4 Pan Solid	10 7/16" x 6 3/8"	12
80023	1/3 Pan Solid	12 4/5" x 6 15/16"	12
80025	1/2 Pan Solid	12 4/5" x 10 7/16"	12
80049	Full-Size Pan Solid	20 3/4" x 12 4/5"	12

DRAIN SHELVES FOR POLYCARBONATE CLEAR FOOD PANS

Item	Description	Dimensions	Quantity/Case (pcs.)
85032	Drain shelves full size	18" x 10" x 0.7"	12
85033	Drain shelves 1/2 size	10" x 7.7" x 0.6"	12
85034	Drain shelves 1/3 size	10" x 4" x 0.7"	12
85035	Drain shelves 1/4 size	8.3" x 4" x 0.6"	12
85036	Drain shelves 1/6 size	5" x 4" x 0.6"	12

FOOD STORAGE CONTAINERS

WHITE ROUND FOOD STORAGE CONTAINER



FEATURES

- Perfect and efficient solution for food storage
- Made of quality polyethylene Material for everyday use

Item	Description	Material	Quantity/Case (pcs.)
80582	White Food Storage Container - 10 gallon	Polyethylene	6
80583	White Food Storage Container - 20 gallon	Polyethylene	6
80584	White Food Storage Container - 32 gallon	Polyethylene	6
80597	Lid for 80582	Polyethylene	24
80598	Lid for 80583	Polyethylene	12
80581	Lid for 80584	Polyethylene	12
80579	Rotating Lid for 80582, with 20-oz clear scoop	Polycarbonate + Polypropylene	6
80580	Rotating Lid for 80583, with 20-oz clear scoop	Polycarbonate + Polypropylene	6
80581	Rotating Lid for 80584, with 20-oz clear scoop	Polycarbonate + Polypropylene	6



GALLON INGREDIENT BIN WITH SCOOP 2-PACK



FEATURES

- Made of white food-grade plastic Material
- Lid is designed with a clasp opening for easy access when scooping ingredients
- Clear front cover for easy visibility
- Scoop handle holder is placed out of reach to avoid contamination

Item	Description	Quantity/Case (pcs.)
80985	21-Gallon Ingredient Bin with Scoop	2
80986	27-Gallon Ingredient Bin with Scoop	2
78669	Lid Replacement for item 80985	-
43555	Dolly for items 80583 and 80584	



SHELF INGREDIENT BIN WITH SCOOP 2-PACK



FEATURES

- Made of white food-grade plastic Material
- Durable
- Comes with scoops
- Ideal for stores, supermarkets for storing

Item	Description	Quantity/Case (pcs.)
80987	10L Shelf Ingredient Bin with Scoop	2
80988	23.85 L Shelf Ingredient Bin with Scoop	2
80989	47.7 L Shelf Ingredient Bin with Scoop	2



STAINLESS STEEL CONDIMENT HOLDER WITH CLEAR COVER

FEATURES

- These compartments are removable for easy to refill.
- Hinged lids keep food fresh and clear cover for easy to view the content inside.
- Great to serve fruits, salads, saucers

Item	Description	Quantity/Case (pcs.)
80865	Stainless Steel 4-Compartment Condiment Holder/Garnish tray	1
80866	Stainless Steel 5-Compartment Condiment Holder/Garnish tray	1
80867	Stainless Steel 6-Compartment Condiment Holder/Garnish tray	1
80868	Plastic Insert for Item 80865 / 80866 / 80867	12



PLASTIC CONDIMENT HOLDER WITH CLEAR COVER

FEATURES

- Black scratch-resistant ABS plastic Material
- Clear polycarbonate lid cover
- Units available with three, four, five, and six compartments

Item	Description	Material	Quantity/Case (pcs.)
80589	Plastic 3-Compartment Condiment holder/Garnish tray	Polycarbonate + Polypropylene + ABS	12
80590	Plastic 4-Compartment Condiment holder/Garnish tray	Polycarbonate + Polypropylene + ABS	12
80591	Plastic 5-Compartment Condiment holder/Garnish tray	Polycarbonate + Polypropylene + ABS	12
80592	Plastic 6-Compartment Condiment holder/Garnish tray	Polycarbonate + Polypropylene + ABS	12
80593	Replacement White insert for 80589	-	-
80594	Replacement White insert for 80590	-	-
80595	Replacement White insert for 80591	-	-
80596	Replacement White insert for 80592	-	-



Ice, Ice, Baby!

From making ice cubes to making sno cones and everything in between, Omcan has you covered. Omcan carries a large variety of ice makers, shavers and crushers built for your specific needs.

[VIEW OUR PRODUCTS ON PAGE 201](#)



Sinks & Faucets



WALL MOUNTED SINKS



FEATURES

- Made of 304 quality stainless steel
- Comes with a 6.5" backsplash, faucets, mounting bracket, and also available with side splashes

Item	Description	Bowl Dimensions	Net Weight	Net Dimensions	Gross Dimensions
46507	18 gauge Hand sink with faucet	9" x 9" x 5"	9.5 lb. / 4.3 kg.	16" x 12" x 13"	18" x 16" x 18"
44585	18 gauge Hand sink with faucet	14" x 10" x 5"	11 lb. / 5 kg.	14.5" x 18" x 11" (15.25" with faucet)	18" x 14" x 15"
44586	18 gauge Hand sink with faucet and side splashes	14" x 10" x 5"	7 lb. / 3 kg.	13" x 17" x 15.25"	18" x 14" x 15"
37867	Wall Mounted Hand Sink with Faucet and Side Splashes	14" x 10" x 6"	7 lb. / 3 kg.	15.25" x 17" x 13.5"	17" x 18" x 14"
46582	Hand Sink with Two Holes (Hand Sink Only)				
46888	Faucet For Stainless Steel Hand Sink, 4" Center with 4" Gooseneck Spout				
14337	Drain plug				

SINKS WITH KNEE VALVES



FEATURES

- Hand sink with faucet
- Made of high quality 20 and 18 gauge 304 stainless steel

Item	Description	Bowl Dimensions	Net Weight	Net Dimensions	Gross Dimensions
46319	Hand sink with knee valve assembly	10" x 14" x 5"	20 lb./ 9.2 kg.	15.2" x 18" x 14"	15.7" x 19" x 15"
46512	Hand sink with knee valve assembly and side splashes	10" x 14" x 5"	26 lb. / 11.8 kg.	15.25" x 17" x 13"	16" x 20" x 19"
46583	Hand Sink with One Faucet Hole	10" x 14" x 5"	-	14" x 18" x 15.2"	-
21123	Knee Valve Assembly				
27174	Splash Mounted Faucet One Hole With 8 Inch Spout for 46319/46512				
14337	Drain plug for hand sink				
23332	Knee Valve Assembly and gooseneck faucet for sink				

STAINLESS STEEL DROP IN SINKS



ONE TUB DROP IN SINK

Item	39778	39779	39780
Description	9" x 9" x 5" One tub Drop in sink with flat top and 3.5" drain basket	10" x 14" x 5" One tub Drop in sink with flat top and 3.5" drain basket	10" x 14" x 10" One tub Drop in sink with flat top and 3.5" drain basket
Net Weight	4 lb.	5.1 lb.	8.8 lb.
Net Dimensions	14" x 12" x 5"	19" x 13" x 5"	19" x 13" x 10"
Gross Weight	6 lb.	9 lb.	14 lb.
Gross Dimensions	15" x 13" x 6"	21" x 15" x 6"	21" x 15" x 11"

Item	39781	39784	39785	39786
Description	14" x 10" x 5" One tub Drop in sink with flat top and 3.5" drain basket	12.5" x 10.25" x 5.5" One tub Drop in sink top with self-rimmed edge and 3.5" drain basket	10" x 14" x 5" One tub Drop in sink with 6" Left-Back-Right splash and 3.5" drain basket	10" x 14" x 10" One tub Drop in sink with 6" Left-Back-Right splash and 3.5" drain basket
Net Weight	2.7 lb.	5.7 lb.	9.5 lb.	12.8 lb.
Net Dimensions	15"x17"x 5"	15"x15" x 5.5"	19"x13" x 11"	19"x13"x 16"
Gross Weight	10 lb.	8 lb.	14 lb.	18 lb.
Gross Dimensions	18"x16"x6"	18"x17"x7"	21"x15"x13"	21"x16"x17"

TWO & THREE TUB DROP IN SINKS

Item	39782	39783	44604
Description	10" x 14" x 10" Two tub Drop in sink with flat top and 3.5" drain basket	10" x 14" x 10" Three tub Drop in sink with flat top and 3.5" drain basket	16" x 20" x 12" Three tub Drop In Sink with flat top and 3.5" drain basket
Net Weight	16 lb.	25 lb.	53.7 lb.
Net Dimensions	25" x 19" x 10"	37" x 19" x 10"	25" x 55" x 12"
Gross Weight	26 lb.	33 lb.	59.2 lb.
Gross Dimensions	27" x 20" x 11"	39" x 20" x 11"	26" x 13" x 56"



HAND SINK COMBINED WITH MOP SINK

FEATURES

- 18 gauge, 304 stainless steel hand sink, cabinet body, mop sink, and wall mount clips
- Gooseneck faucet, hand sink 1½" drain basket, and mop sink 3½" drain basket included

Item	47246
Description	Hand Sink 14" x 10" x 5.38" Bowl Combined with Mop Sink 15" x 13" x 6" Bowl
Dimensions	15.31" x 17" x 34" with 8" Backsplash



47246

PEDESTAL SINKS



FEATURES

- Made of high quality 16 gauge 304 stainless steel. Comes with a 7.75" backsplash and 34" pedestal. Also available with side splashes

Item	23515	27180
Description	Pedestal sink	Pedestal sink with side splashes
Bowl Dimensions	16" x 13.75" x 5.75"	16" x 13.75" x 5.75"
Gross Weight	50 lb. / 22.7 kg.	60 lb. / 27.2 kg.
Net Dimensions	13.75" x 18" x 41.75"	13.75" x 18" x 41.75"
Gross Dimensions	22" x 18" x 43"	22" x 18" x 43"



23515

27180



23521

ACCESSORIES

Item	Description
23521	SS Foot Valve for item 23515, 27180
28680	Replacement hot or cold cartridge for item 23515, 27180
27176	Foot Valve Gooseneck Faucet 1.5 Inch Drain Basket Per Set for 23515, 27180



PORTABLE HAND SINK WITH BACKSPLASH AND WATER HEATER TANK AND PUMP



FEATURES

•Included:

- Deck-mounted 4" center faucet with 4" gooseneck spout,
- 2 removable 5 gallon fresh cold water tank with 37" hose,
- 2 removable 7.5 gallon waste tank with 37" hose,
- 120V 2 gallon water heater tank and pump,
- 5" plate casters (2 with brakes),
- 1.5" drain basket

Item	46788	Body Material	18 Gauge 430 Stainless Steel
Center Faucet	4"	Paper Towel Dispenser	Stainless Steel
Gooseneck Spout	4"	Hand Soap Dispenser	18 Gauge 304 Stainless Steel
Water Tank Capacity	2 x 18.9 L / 5 Gal	Electrical	110 - 120V / 60Hz / 1Ph
Waste Tank Capacity	2 x 28.4 L / 7.5 Gal	Amps	11.85 A
Hose Length	37"	Fabricated Bowl	12" x 14" x 6"
Water Heater Tank Capacity	7.6 L / 2 Gal	Net Weight	69.5 lb. / 31.5 kg.
Casters	5" / 127 mm (2 with brakes)	Net Dimensions (DWH)	25.3" x 34.4" x 38.3"
Drain Basket	1.5"	Gross Weight	75 lb. / 34 kg.
Bowl Material	16 Gauge 304 Stainless Steel	Gross Dimensions (DWH)	26.8" x 35.4" x 48.8"



46788

DECK-MOUNTED SINK FAUCETS FOR DROP IN SINKS *Low-Lead Faucets* (less than 0.25%)*



Item	Description	Gross Dimensions	Gross Weight
39787	Deck-mounted 4" centers with 3.5" goose neck spout faucet for drop in sinks. Fit 39778, 39781 and 39784	9" x 5" x 3"	2 lb. / 0.9 kg.
39788*	Deck-mounted 4" centers with 9" goose neck spout faucet for drop in sinks 39779, 39780, 39782, 39783, 39785 and 39786		
44719*	Deck-mounted 10" long spout for stainless steel triple drop in sink with flat top 44604		
31282	Replacement hot cartridge for 39787 & 39788		
31283	Replacement cold cartridge for 39787 & 39788		
28491	Replacement hot cartridge for 44719		
28492	Replacement cold cartridge for 44719		



GOOSE NECK FAUCET



Item	Description	Gross Dimensions	Gross Weight
22289*	Goose neck faucet for tub sinks	9" x 5" x 3"	2 lb. / 0.9 kg.
46888	4" Goose neck faucet for fabricated hand sinks, 44585 & 44586		
37869	Replacement hot cartridge for 22289		
37870	Replacement cold cartridge for 22289		
44743	Replacement cartridge pair (hot & cold) for 46888		



SPLASH MOUNTED FAUCET *Low-Lead Faucets* (less than 0.25%)*



Item	Description
39254*	8" centres, swing nozzle 6" spout. Fits 18"x18" one tub sinks and item 43473
39255*	8" centres, swing nozzle 8" spout. Fits 18"x18" one tub sinks
39256*	8" centres, swing nozzle 10" spout. Fits 18"x18" and 18"x21" one tub sinks, 18"x18" two tub sinks and space saver sinks
23516*	8" centres, swing nozzle 12" spout. Fits all one, two, three tub sinks
23517*	8" centres, swing nozzle 14" spout. Fits 24"x24" one tub sinks, 18"x21" and 24"x24" two tub sinks, 18"x21" and 24"x24" three tub sinks, soiled dish table, Undercounter dish tables
28491	Replacement hot cartridge for 23516, 23517, & 39256
28492	Replacement cold cartridge for 23516, 23517, & 39256



SINKS & FAUCETS

BAR SINK FAUCET *Low-Lead Faucets* (less than 0.25%)*



FEATURES

- Made of 304 quality stainless steel
- Comes with a 6.5" backsplash, faucets, mounting bracket, and also available with side splashes



Item	26085
Description	Faucet for bar sink, swing nozzle, 12" spout. Fits 25274

PRE-RINSE ASSEMBLY WITH CENTER FAUCET *Low-Lead Faucets* (less than 0.25%)*



Item	22123*	22124*
Description	Pre-rinse Assembly with Center Faucet	Pre-rinse Assembly with Center Faucet
Faucet	n/a	12.5"
Riser Brass Pipe	20"	20"
Steel Hose	44"	44"
Wall Bracket	6" or 12"	6" or 12"
Wall Mounted Type	8" o.c	8" o.c
Gross Weight	10 lb. / 4.5 kg.	12 lb. / 5.4 kg.
Gross Dimensions	25" x 13" x 3"	25" x 13" x 3"



Item	27226	27330	28680
Description	Replacement hot cartridge for add-on faucet on 22124	Replacement cold cartridge for add-on faucet on 22124	Replacement hot and cold cartridge for 22123 and 22124

PRE-RINSE SPRAY VALVE ASSEMBLY *Low-Lead Faucets* (less than 0.25%)*

FEATURES

- Solid construction
- Flexible stainless steel hose
- Spray Valve
- Check valve prevents cross-flow

Item	23518	28680
Description	Pre-rinse spray valve assembly	Replacement hot or cold cartridge for 23518



WALL MOUNTED MOP SINK FAUCET WITH SWING SPOUT



Item	47502
Description	Wall Mounted Mop Sink Faucet with 6 1/2" Swing Spout, 8" Centers



Sinks & Tables

POT SINK



FEATURES

- Corner drain pot sinks come with drain guards
- 18-gauge stainless steel construction with galvanized legs
- Drain basket size: 1.8"(corner drain)/3.5"(center drain)



ONE TUB SINK

Item / Corner Drain	Item / Center Drain	Description	Weight	Dimensions
22112	43761	18" x 18" x 11" - no drain board	32 lb. / 14.5 kg.	23" x 23.5" x 44"
-	43072	20" x 20" x 12" - no drain board	27 lb. / 12 kg.	25" x 25.5" x 44"
22118	43783	24" x 24" x 14" - with no drain board	45 lb. / 20 kg.	29" x 29.5" x 44"
25262	43772	18" x 21" x 14" - with no drain board	53 lb. / 24 kg.	23" x 26.5" x 44"
25247	43760	18" x 18" x 11" - with left drain board	60 lb. / 27 kg.	38.5" x 23.5" x 44"
25253	41855	24" x 24" x 14" - with left drain board	75 lb. / 34 kg.	50.5" x 29.5" x 44"
25263	43771	18" x 21" x 14" - with left drain board	62 lb. / 28 kg.	38.5" x 26.5" x 44"
25248	43762	18" x 18" x 11" - with right drain board	60 lb. / 27 kg.	38.5" x 23.5" x 44"
25254	43784	24" x 24" x 14" - with right drain board	75 lb. / 34 kg.	50.5" x 29.5" x 44"
25264	43773	18" x 21" x 14" - with right drain board	62 lb. / 28 kg.	38.5" x 26.5" x 44"
25249	43759	18" x 18" x 11" - with two drain boards	69 lb. / 31.3 kg.	54" x 23.5" x 44"
25255	43785	24" x 24" x 14" - with two drain boards	75 lb. / 34 kg.	72" x 29.5" x 44"
25265	43774	18" x 21" x 14" - with two drain boards	71 lb. / 32 kg.	54" x 26.5" x 44"

TWO TUB SINK

Item / Corner Drain	Item / Center Drain	Description	Weight	Dimensions
22113	43769	18" x 18" x 11" - with no drain board	55lb. / 25 kg.	41" x 23.5" x 44"
22119	43791	24" x 24" x 14" - with no drain board	80 lb. / 36.28 kg.	53" x 29.5" x 44"
25266	43780	18" x 21" x 14" - with no drain board	77 lb. / 35 kg.	41" x 26.5" x 44"
25250	43768	18" x 18" x 11" - with left drain board	88 lb. / 40 kg.	56.5" x 23.5" x 44"
25256	43790	24" x 24" x 14" - with left drain board	106 lb. / 48 kg.	74.5" x 29.5" x 44"
25267	43779	18" x 21" x 14" - with left drain board	86 lb. / 39 kg.	56.5" x 26.5" x 44"
25251	43770	18" x 18" x 11" - with right drain board	88 lb. / 40 kg.	56.5" x 23.5" x 44"
25257	43792	24" x 24" x 14" - with right drain board	106 lb. / 48 kg.	74.5" x 29.5" x 44"
25268	43781	18" x 21" x 14" - with right drain board	86 lb. / 39 kg.	56.5" x 26.5" x 44"
25252	43767	18" x 18" x 11" - with two drain boards	97 lb. / 44 kg.	72" x 23.5" x 44"
25258	43793	24" x 24" x 14" - with two drain boards	120 lb. / 54 kg.	96" x 29.5" x 44"
25269	43782	18" x 21" x 14" - with two drain boards	95 lb. / 43 kg.	72" x 26.5" x 44"

SINKS & TABLES



THREE TUB SINK

Item/Corner Drain	Item/Center Drain	Description	Weight	Dimensions
22114	43765	18" x 18" x 11" - with no drain board	75 lb. / 34 kg.	59" x 23.5" x 44"
22120	43787	24" x 24" x 14" - with no drain board- 4 faucet holes,	110 lb. / 50 kg.	77" x 29.5" x 44"
25270	43776	18" x 21" x 14" - with no drain board	102 lb. / 46 kg.	59" x 26.5" x 44"
22115	43764	18" x 18" x 11" - with left drain board	80 lb. / 36 kg.	75" x 23.5" x 44"
25259	43786	24" x 24" x 14" - with left drain board- 4 faucet holes	136l bs. / 62 kg.	98 1/2" x 29.5" x 44"
25271	43775	18" x 21" x 14" - with left drain board	112 lb. / 51 kg.	74 1/2" x 26.5" x 44"
22116	43766	18" x 18" x 11" - with right drain board	80 lb. / 36.2 kg.	75" x 23.5" x 44"
25260	43788	24" x 24" x 14" - with right drain board- 4 faucet holes	136 lb. / 62.7 kg.	98 1/2" x 29.5" x 44"
25272	43777	18" x 21" x 14" - with right drain board	112 lb. / 51 kg.	74 1/2" x 26.5" x 44"
22117	43763	18" x 18" x 11" - with two drain boards	95 lb. / 43 kg.	90" x 23.5" x 44"
-	43073	18" x 18" x 14" - with two drain boards, corner sink	99 lb. / 45 kg.	57" x 57" x 44"
25261	43789	24" x 24" x 14" - with two drain boards- 4 faucet holes	150 lb. / 68 kg.	120" x 29.5" x 44"
25273	43778	18" x 21" x 14" - with two drain boards	119 lb. 54 kg.	90" x 26.5" x 44"

THREE TUB SINK WITH CENTER DRAIN

Item	Description	Dimensions
43758	10" x 14" x 10" Three Tub Sink with 3.5" Center Drain and No Drain Board	35" x 19.5" x 43.75"
43755	10" x 14" x 10" Three Tub Sink with 3.5" Center Drain and Left Drain Board	48.5" x 19.5" x 43.75"
43757	10" x 14" x 10" Three Tub Sink with 3.5" Center Drain and Right Drain Board	48.5" x 19.5" x 43.75"
43756	10" x 14" x 10" Three Tub Sink with 3.5" Center Drain and Two Drain Boards	62" x 19.5" x 43.75"

STAINLESS STEEL SPACE SAVER SINKS



FEATURES

- 18-gauge 304 stainless steel construction
- Equipped with drain guards and corner drain
- Faucet holes are 1" (8-inch apart) on center
- Shipped with legs removed



Item	Description	Dimensions
39761	10" x 14" x 10" three tub sink with no drain board with corner drain	19.50" x 35.12" x 43.75"
39762	10" x 14" x 10" three tub sink with 16" left drain board with corner drain	19.50" x 48.63" x 43.75"
39763	10" x 14" x 10" three tub sink with 16" right drain board with corner drain	19.50" x 48.63" x 43.75"
39764	10" x 14" x 10" three tub sink with 16" two drain boards with corner drain	19.50" x 62" x 43.75"

UNDER BAR SINKS



FEATURES

- Equipped with drain guards and corner drain
- Faucet holes are 1" (4-inch apart) on center
- Shipped with legs removed
- 18 gauge 304 stainless steel



25274



44627

Item	Description	Net Dimensions	Gross Weight	Gross Dimensions
44600	Under Bar Sink 1 Compartment (10"x14"x10") No Drain board	14.5" x 18.75" x 33"	40 lb. / 18 kg.	19" x 16" x 15"
44601	Under Bar Sink 3 Compartment (10"x14"x10") No Drain board	38.5" x 18.75" x 33"	65 lb. / 29.5kg.	19" x 16" x 39"
25274	Under bar sink with 3 compartments (10" x 14" x 10") With Left And Right 13" Drain boards	60" x 18.75" x 37"	87 lb. / 39.5 kg.	60" x 19" x 37"
44627	Under Bar Sink 3 Compartment (10"x14"x10") With Left And Right 19" Drain boards	72" x 18.75" x 33"	98 lb. / 44.5 kg.	19" x 16" x 73"
44603	Under Bar Sink 4 Compartment (10"x14"x10") With Left And Right 13" Drain boards	72" x 18.25" x 33"	100 lb. / 45 kg.	19" x 16" x 73"

STAINLESS STEEL ICE BIN *Product may not be exactly as shown*



FEATURES

- 20-gauge 304 stainless steel bowl, top, back and body
- Galvanized leg and socket, plastic bullet feet and "U" shape leg bracing
- 3" high backsplash

UNDERBAR ICE BIN

Item	43475	43476
Description	24" wide. 1" drain size. Plastic bottle holder included	36" wide. 1" drain size. Plastic bottle holder included
Bowl Size	22" x 14.8" x 12"	34" x 14.8" x 12"
Net Weight	56.76 lb.	77.1 lb.
Net Dimensions	24" x 18.5" x 33"	36" x 18.5" x 33"
Gross Weight	63.8 lb.	88.1 lb.
Gross Dimensions	25" x 20" x 20"	37" x 20" x 20"



43475 / 43476

INSULATED UNDERBAR ICE BIN


Item	43477	43478
Description	24" wide. 0.8" drain size. Post-mix aluminum cold plate with stainless steel tubing circuits	36" wide. 0.8" drain size. Post-mix aluminum cold plate with stainless steel tubing circuits
Bowl Size	14.8" x 22" x 12"	14.8" x 34" x 12"
Net Weight	91.3 lb.	134.4 lb.
Net Dimensions	18.5" x 24" x 33"	18.5" x 36" x 33"
Gross Weight	108.9 lb.	156.2 lb.
Gross Dimensions	25" x 20" x 20"	37" x 20" x 20"



43477 / 43478

ACCESSORIES FOR UNDERBAR ICE BIN *Sold separately*

Item	Description	Dimensions
44622	18 gauge 304 s/s ice bin sliding cover for item 43475, 43477	16.5" x 23.5"
44623	18 gauge 304 s/s ice bin sliding cover for item 43476, 43478	16.5" x 35.5"
44624	S/S legs with s/s socket and bullet feet for item 43475, 43476, 43477, 43475	14"L (without bullet feet)
44625	S/S "U" shape leg bracing for item 43475, 43477	19.63" x 13.75"
44626	S/S "U" shape leg bracing for item 43476, 43478	31.63" x 13.75"



ICE BINS WITH BACKSPLASH AND 2 HOLDERS NEW!

Item	47519	47520
Model	CS-ICB-24	CS-ICB-36
Description	24" ice bin with 3" backsplash and 2 holders	36" ice bin with 3" backsplash and 2 holders
Material	304 20-gauge	304 20-gauge
Net Dimensions	24" x 29" x 33" / 609.6 x 736.6 x 838.2 mm	36" x 29" x 33" / 914.4 x 736.6 x 838.2 mm
Net Weight	26.4 kg. / 58.2 lb.	33.6 kg. / 74.1 lb.
Gross Dimensions	22" x 25.4" x 20.7" / 560 x 645 x 525 mm	22" x 37.4" x 20.7" / 560 x 950 x 525 mm
Gross Weight	30.4 kg. / 67 lb.	38.8 kg. / 85.5 lb.



BAR DRAIN BOARD

FEATURES

- Galvanized leg and socket, plastic bullet feet

Item	43472
Description	18-gauge 304 stainless steel drain board, sides, front and back, open base
Weight	37 lb. / 17 kg.
Gross Weight	40 lb. / 18 kg.
Gross Dimensions	25" x 19" x 18"



CORNER DRAIN GUARD & KNOCKDOWN DRAIN BOARD

Item	Description
23323	Corner drain guard for Two and Three tub sinks
21142	Stainless steel knockdown drain board for 18" x 18" tub sink
21143	Stainless steel knockdown drain board for 24" x 24" tub sink



STAINLESS STEEL CONSTRUCTION MOP SINK

FEATURES

- Drain Pipe Size: 3" PVC or Cast Iron. Drain basket included

Item	Description	Dimensions (WDH)	Gross Weight	Gross Dimensions
24412	20" x 16" x 6" Bowl size	25" x 21" x 11"	64 lb.	21" x 25" x 11"
44605	28" x 20" x 6" Bowl size	33" x 25" x 11.5"	44 lb.	26" x 12" x 34"
44606	20" x 16" x 12" Bowl size	25" x 21" x 17.5"	46.2 lb.	22" x 17" x 26"
44607	28" x 20" x 12" Bowl size	33" x 25" x 17.5"	75.9 lb.	26" x 17" x 34"



STAINLESS STEEL CORNER MOP SINK WITH DRAIN BASKET

NEW!



FEATURES

- Designed to eliminate lifting of heavy mop buckets.
- It is made from high-quality 16-gauge 304 stainless steel for easy cleaning and lasting durability.
- Drain Pipe Size: 2.36" (Drain pipe excluded)

Item	47470
Bowl Dimensions	24" x 24" x 12"
Net Weight	17.5 kg. / 38.5 lb.
Net Dimensions	26.5" x 26.5" x 16"
Gross Weight	19.5 kg. / 43 lb.




47470

PRE-RINSE BASKET

FEATURES

- Prevents food scraps from going into your sink drains

Item	28488
Description	Stainless Steel Pre-Rinse Basket
Dimensions	19.5" x 19.5" x 5"



28488

DRAIN BASKET WITH STOPPER

Item	43409
Description	3.5" Drain Basket with Stopper
Dimensions	5" x 5" x 3"

**BUDGET SINK**

FEATURES

- 18 Gauge 430 Stainless steel construction with galvanized leg, socket and plastic bullet feet

Item	22121
Description	18" X 18" X 13" Sink with 3.5" Center Drain Basket and 8.75" Backsplash
Dimensions	21" x 21.5" x 41"
Weight	36.3 lb. / 16.5 kg.



22121

LAUNDRY SINK

FEATURES

- 16 gauge 304 stainless steel sink bowl with 201 stainless steel legs
- Faucet and drain basket included

Item	44593
Description	Stainless steel laundry sink with sink bowl, faucet and drain basket.
Bowl Dimensions	18" x 16" x 13"
Net Weight	35.7 lb. / 16.2 kg.
Net Dimensions	21" x 24" x 33"
Gross Weight	45 lb. / 20.4 kg.
Optional Accessories	Item 46690: Faucet for Laundry Sink



44593

NEW!

SINKS & TABLES

BLENDER STATION

FEATURES

- 18-gauge 304 stainless steel recessed step, backsplash, dump sink, sides and hat channel, open back and bottom. Galvanized leg and socket, plastic bullet feet
- 1" IPS drain included

STAINLESS STEEL BLENDER STATION WITH GALVANIZED LEG AND PLASTIC BULLET FOOT

Item	43473
Description	Blender station, 3" backsplash 9" x 9" x 4" Dump Sink
Dimensions	15" x 23" x 30"
Weight	26.4 lb. / 12 kg.
Gross Weight	33 lb. / 15 kg.



43473

12-INCH BLENDER STATION W/ BACKSPLASH AND FAUCET

NEW!

Item	47521
Description	Blender station, 3" backsplash 9" x 9" x 4" Dump Sink
Net Weight	38.8 lb. / 15.2 kg.
Net Dimensions	12" x 29" x 33"
Gross Weight	38.8 lb. / 17.6 kg.
Gross Dimensions	13" x 22.4" x 20.7"



47521

STAINLESS STEEL LIQUOR DISPLAY RACK WITH BACKSPLASH

NEW!

Item	47523	47522
Model	CS-D-12	CS-D-24
Description	12" with 3" Backsplash	24" with 3" Backsplash
Net Weight	12.2 kg. / 26.9 lb.	16.6 kg. / 36.6 lb.
Net Dimensions	12" x 29" x 33"	24" x 29" x 33"
Gross Weight	15.8 kg. / 34.8 lb.	21.6kg. / 47.6 lb.
Gross Dimensions	13" x 30.5" x 20.7"	25" x 30.5" x 20.7"



47522 / 47523

5-TIER LIQUOR DISPLAY RACK WITH 6" HIGH BACKSPLASH

FEATURES

- 18-GA 304 stainless steel bottom, back, sides, hat channel and 16-GA 2" high strap
- Galvanized leg and socket, plastic bullet foot

Item	43479
Description	5-tiered liquor display rack. Stainless steel body with 2" high strap
Net Weight	39 lb. / 17.7 kg.
Net Dimensions	26" x 24" x 36"
Gross Weight	48 lb. / 22 kg.
Gross Dimensions	26" x 25" x 24"



43479

UNDER COUNTER DISH TABLES



FEATURES

- Designed to be used with Undercounter Dishwashers
- 18-gauge polished stainless steel body, legs and bullet feet with cross bracing
- 8" backsplash with 2" return at 45° angle to minimize spills and splashes

Item	Description	Dimensions
40189	48" left side under counter dish table	50" x 30" x 44"
40190	48" right side under counter dish table	50" x 30" x 44"
40191	60" left side under counter dish table	62" x 30" x 44"
40192	60" right side under counter dish table	62" x 30" x 44"



3.5" Center Drain Basket

DISH TABLES



FEATURES

- Create additional space for your dishes
- Variety of sizes designed to fit your kitchen needs
- Constructed with 18-gauge stainless steel and designed to withstand every-day operation

CLEAN DISH TABLE

Item	Description	Dimensions
28472	26" left side clean dish table	30.37" x 26" x 44"
28473	26" right side clean dish table	30.37" x 26" x 44"
28474	36" left side clean dish table	30.37" x 36" x 44"
28475	36" right side clean dish table	30.37" x 36" x 44"
28476	48" left side clean dish table	30.37" x 48" x 44"
28477	48" right side clean dish table	30.37" x 48" x 44"
28478	60" left side clean dish table	30.37" x 60" x 44"
28479	60" right side clean dish table	30.37" x 60" x 44"



28473

SOILED DISH TABLE

Item	Description	Dimensions
28480	26" left side soiled dish table with sink	30.37" x 26" x 44"
28481	26" right side soiled dish table with sink	30.37" x 26" x 44"
28482	36" left side soiled dish table with sink	30.37" x 36" x 44"
28483	36" right side soiled dish table with sink	30.37" x 36" x 44"
28484	48" left side soiled dish table with sink	30.37" x 48" x 44"
28485	48" right side soiled dish table with sink	30.37" x 48" x 44"
28486	60" left side soiled dish table with sink	30.37" x 60" x 44"
28487	60" right side soiled dish table with sink	30.37" x 60" x 44"



28480

LEG BRACE FOR TUB SINKS

Item	Description
21135	18" x 18" single tub sink
31484	18" x 21" single tub sink
21139	24" x 24" single tub sink
21136	18" x 18" double tub sink
31485	18" x 21" double tub sink
21140	24" x 24" double tub sink
21137	18" x 18" triple tub sink
31486	18" x 21" triple tub sink
21141	24" x 24" triple tub sink

LEG BRACE FOR SOILED AND UNDER COUNTER DISHTABLES

Item	Description
47688	394 mm for 26 inch soiled dishtable and 48/60 under counter dishtable
47689	600 mm for 36/48/60 inch soiled and 26/36/48/60 clean dishtable
47704	625 mm 2 pcs/set for 26 inch soiled dishtable and 48/60 inch under counter dishtable
47705	830 mm 2 pcs/set for 36/48/60 soiled and 26/36/48/60 clean dishtable



Leg Brace For Tub Sinks



Leg Brace for Soiled and Under Counter Dishtables

Shelves & Racks

MEAT LUGS



FEATURES

- Containers cross-stack with a 90° turn; empty containers nest securely for space saving
- Fits standard cart and rack sizes. Works well with most conveyor systems
- Resistant to extreme temperatures
- Manufactured from high-density polyethylene

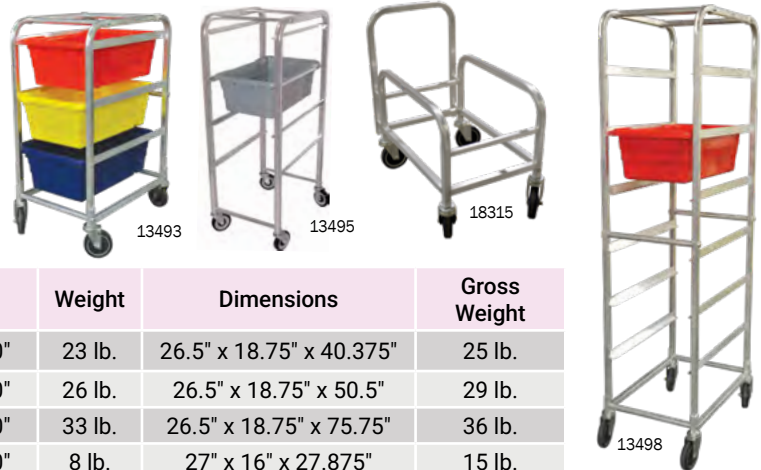


Item	Color	Capacity	Bushel	Volume	Inside Bottom Dimensions	Weight	Outside Dimensions
10935	Blue	100 lb.	0.94	1.17 cu.ft.	20.38" x 11.50" x 7.50"	3 lb.	25" x 16" x 8.50"
10936	Gray	100 lb.	0.94	1.17 cu.ft.	20.38" x 11.50" x 7.50"	3 lb.	25" x 16" x 8.50"
10937	Green	100 lb.	0.94	1.17 cu.ft.	20.38" x 11.50" x 7.50"	3 lb.	25" x 16" x 8.50"
10938	Red	100 lb.	0.94	1.17 cu.ft.	20.38" x 11.50" x 7.50"	3 lb.	25" x 16" x 8.50"
10939	White	100 lb.	0.94	1.17 cu.ft.	20.38" x 11.50" x 7.50"	3 lb.	25" x 16" x 8.50"
10940	Yellow	100 lb.	0.94	1.17 cu.ft.	20.38" x 11.50" x 7.50"	3 lb.	25" x 16" x 8.50"
10963	White lids for meat lugs						

ALUMINUM LUG RACKS *Lugs not included

FEATURES

- Ideal to easily transport and store loaded lugs increasing efficiency for any operation
- Heavy-duty aluminum knock down racks welded angle slides and come with 5-inch casters
- Assembly required



Item	Color	No. Of Slides	Spacing	Outside Dimensions	Weight	Dimensions	Gross Weight
13493	Blue	3	10"	25" x 16" x 8.50"	23 lb.	26.5" x 18.75" x 40.375"	25 lb.
13495*	Gray	4	10"	25" x 16" x 8.50"	26 lb.	26.5" x 18.75" x 50.5"	29 lb.
13498*	Green	6	10"	25" x 16" x 8.50"	33 lb.	26.5" x 18.75" x 75.75"	36 lb.
18315	Red	1	-----	25" x 16" x 8.50"	8 lb.	27" x 16" x 27.875"	15 lb.

HEAVY DUTY KNOCK DOWN LUG & PAN RACKS *Lugs and trays not included



FEATURES

- Welded angle slides
- Assembly required

Item	Material	No. Of Slides	Spacing	Net Weight	Net Dimensions	Gross Weight
27542*	Stainless Steel	10	6"	42 lb.	26.75" x 21.25" x 71"	46.25 lb.
27056*	Stainless Steel	6	9"	42 lb.	26.75" x 21.25" x 68.25"	47 lb.




MEAT TRAYS *Sold By Case*

FEATURES

- Ideal for any meat, poultry, seafood, produce, processing, and distribution operations

Item	Color	Dimensions	Quantity/Case (pcs.)
14243	Meat Tray - Green	18" x 26" x 1.25"	20
14244	Meat Tray - White	18" x 26" x 1.25"	20
10109	Meat Tray - Black	18" x 26" x 1.25"	20
14245	Meat Tray - Yellow	18" x 26" x 1.25"	20
41347	Meat Tray - Red	18" x 26" x 1.25"	20
13005	Meat Tray - White	10" x 30" x 0.75"	20
13006	Meat Tray - White	12" x 30" x 0.75"	20
47684	Meat Tray - Blue	12" x 30" x 0.75"	20



PAN RACKS

*For 13497, 27054, 28351, 43474



FEATURES

- Heavy duty pan racks
- Made from stainless steel or aluminum, with welded angle slides
- Complete with 5" heavy-duty casters



ALUMINUM PAN RACK

Item	Style	No. Of Slides	Spacing	Weight	Dimensions
13497	curve top pan rack, knock down	6	6"	37.5 lb.	26.75" x 21.25" x 45"
13500*	curve top pan rack, knock down	10	6"	25 lb.	26" x 20.25" x 70"
22128	curve top pan rack, knock down	10	3"	18 lb.	26" x 21" x 38"
13504*	curve top pan rack, knock down	12	5"	42 lb.	26.75" x 21.25" x 71"
13505*	curve top pan rack, knock down	15	4"	28.25 lb.	26" x 20.25" x 70"
27054	curve top pan rack, knock down	18	3"	-	26" x 20.5" x 68.13"
13506*	curve top pan rack, knock down	20	3"	24.25 lb.	26" x 20.5" x 69"
28351	curve top pan rack, welded	20	3"	29 lb.	20.25" x 26" x 70"
46800	counter-height end-load pan rack, solid flat top	15	1.5"	37.5 lb.	26.84" x 5.8" x 28.52"
44317	nesting sheet pan rack, welded	9	3"	17.6 lb.	21" x 26" x 44"
43474	nesting sheet pan rack, knock down	20	3"	26.4 lb.	20.25" x 26" x 70"
44318	nesting sheet pan rack	20	3"	40 lb.	36" x 24" x 76"
44319	flat top cover for Item 44317 / 44318	-	-	-	26" x 20.5"

STAINLESS STEEL TOP PAN RACK, KNOCK DOWN




Item	Style	No. Of Slides	Spacing	Weight	Dimensions
31755	Square	5	9"	37	20 1/4" x 26" x 44"
23833*	Square	10	6"	44 lb.	26.75" x 21.25" x 71"
23834*	Square	20	3"	64 lb.	26.75" x 21.25" x 71"
23857*	Curve	20	3"	64 lb.	26.75" x 21.25" x 71"



PAN RACK COVER

FEATURES

- Commercial kitchen use
- Perfect for baking and roasting



Item	Description
18633	Nylon Rack Cover 28" x 24" x 62" - Clear
47736	24" x 28" x 62" - Clear with white top and 3 zippers pvc nylon

ALUMINUM DUNNAGE RACKS



FEATURES

- Designed to store products off the floor for sanitation and damage prevention
- Made of welded 1 1/2" square aluminum tube which provides maximum strength and durability
- Fully assembled

Item	Description	Capacity	Weight
22125	20" x 36" x 12" Keg Rack	1600 lb.	7 lb.
22126	20" x 48" x 12" Keg Rack	1600 lb.	9 lb.
22127*	20" x 60" x 12" Keg Rack	1600 lb.	11 lb.



ALUMINUM KEG RACKS



FEATURES

- Aluminum construction
- Strong and durable
- Easy to assemble

Item	Description	Shelf Capacity	Dimensions	Gross Weight	Gross Dimensions
44613	4 Keg	350 lb.	20" x 42" x 76"	42 lb.	21" x 6" x 43"
44614	6 Keg	500 lb.	20" x 60" X 76"	55 lb.	21" x 6" x 61"
44615	8 Keg	600 lb.	20" x 72" x 76"	66 lb.	21" x 6" x 73"



CAN RACKS



FEATURES

- Comes with casters and welded for durability
- Fully assembled
- 35.5" x 23" rack size with 2 mm runner Thickness

Item	Description	Capacity (Stationary)	Weight	Dimensions
27770	4 Layers Can Rack with 4.8 mm thick Aluminum table top, 12 rows	(72) #10 cans / (96) #5 cans	50.75 lb.	35.3" x 26.5" x 42.5"
27769*	9 Layers Can Rack, 27 rows	(162) #10 cans/ (216) #5 cans	51.75 lb.	29" x 26.5" x 71"
31753	Replacement wheel with brakes	50 kg. / 110 lb.	-	5" Dia.
31754	Replacement wheel without brakes	50 kg. / 110 lb.	-	5" Dia.



Need for casters for your shelves and racks? See page on 195

STAINLESS STEEL POT RACK WITH SHELF



FEATURES

- Store and/or keep your pans and pots organize and accessible
- Ideal for busy kitchens, they also have a built-in shelf to hold other kitchen necessities

Item	31851	31852	31853
Description	Stainless Steel Pot Rack with Shelf - 12" x 36" with 7 pc Hooks	Stainless Steel Pot Rack with Shelf - 12" x 48" with 9 pc Hooks	Stainless Steel Pot Rack with Shelf - 12" x 60" with 11 pc Hooks




31851

WALL-MOUNTED POT RACKS WITH HOOKS

FEATURES

- Helpful in storing your pots and pans, keeping them organize and accessible
- Vertical storage space

Item	31854	31855	31856
Description	36" with 3 pc Plated Pot Hooks	48" with 4 pc Plated Pot Hooks	60" with 5 pc Plated Pot Hooks



31854

STAINLESS STEEL HOOK RAIL

FEATURES

- Helps you store and/or keep your light household items in your kitchen, bathroom, or other places organize and accessible

Item	44541
Description	Wall Mounted 8 Hooks Stainless Steel Hook Rail
Load Capacity	2 lb. (ea. hook)
Dimensions	48" x 3"



44541

STAINLESS STEEL MICROWAVE SHELVES



FEATURES

- Made of 18 gauge 430 stainless steel
- Shelf is supported by two triangular brackets

Item	40212	40213
Description	304 18-Gauge Stainless Steel Microwave Shelf 20" x 24"	304 18-Gauge Stainless Steel Microwave Shelf 20" x 30"
Gross Weight	14.3 lb. / 6.5 kg.	16 lb. / 7.3 kg.
Gross Dimensions	22" x 14" x 25"	31" x 21" x 14"



40212

SHELVES & RACKS

STAINLESS STEEL HOOK FOR POT RACKS

Item	28722
Description	Additional/Replacement Hook for Pot Racks with Shelf & Wall Mounted Pot Racks, 5" x 3.5"



28722

TUBULAR RACK SHELF

FEATURES

- Made of 16 gauge 430 Stainless steel
- Sort and organize your tableware for washing and storage

Item	44619	44620	44621
Capacity	1 Rack	2 Rack	3 Rack
Dimensions	15" x 36" x 11.25"H	15" x 48" x 11.25"H	15" x 60" x 11.25"H
Gross Weight	16.7 lb.	20.9 lb.	25.1 lb.
Gross Dimensions	12" x 2" x 37"	12" x 2" x 49"	12" x 2" x 61"



44620


STAINLESS STEEL WALL SHELVES



FEATURES

- Made of 18 gauge 430 stainless steel
- Shelf is supported by two triangular brackets

Item	Description	Load Capacity	Gross Dimensions
22108	12" x 24" Wall Shelf	209 lb.	25" x 13" x 5"
22109	12" x 36" Wall Shelf	231 lb.	37" x 13" x 5"
22110	12" x 48" Wall Shelf	253 lb.	49" x 13" x 5"
22111	12" x 60" Wall Shelf	286 lb.	61" x 13" x 5"
30455	12" x 72" Wall Shelf	286 lb.	73" x 14" x 3"
46508	14" x 24" Wall Shelf	242 lb.	26" x 17" x 4"
46509	14" x 36" Wall Shelf	275 lb.	37" x 15" x 3"
46510	14" x 48" Wall Shelf	308 lb.	49" x 15" x 3"
46511	14" x 60" Wall Shelf	352 lb.	61" x 15" x 3"
24409	16" x 36" Wall Shelf	308 lb.	37" x 17" x 5"
24410	16" x 48" Wall Shelf	352 lb.	49" x 17" x 5"
24411	16" x 60" Wall Shelf	418 lb.	61" x 17" x 5"



22108

WALL-MOUNTED STAINLESS STEEL SLANT RACK SHELF

FEATURES

- Makes it easy to keep your dish rack organized

Item	Description	Gross Dimensions
28490	42" 304 18-Gauge	22.5" x 42" x 14.25"
28489	21" 304 18-Gauge	22.5" x 21" x 14.25"
47298	63" 304 18-Gauge	22.5" x 63" x 14.25"
47299	72" 304 18-Gauge	22.5" x 72" x 14.25"



28490

SNEEZE GUARDS FOR STEAM TABLES

FEATURES

- Protect foods from cross-contamination
- Clear panels so foods are still easily visible

Item	47021	47022	47023	47024
For Steam Table With	2 Pans	3 Pans	4 Pans	5 Pans
Weight	14.1 lb. / 6.4 kg.	18.1 lb. / 8.2 kg.	22 lb. / 10 kg.	26.5 lb. / 12 kg.
Dimensions (DWH)	12" x 30" x 15"	12" x 44" x 15"	12" x 58" x 15"	12" x 72" x 15"
Steam Table	46646	46574	46674	46648



47022 & 47024

WALL-MOUNTED STAINLESS STEEL SLANT RACK SHELF

FEATURES

- One storage shelf to utilize maximum space for your kitchen

Item	47017	47018	47019	47020
For Steam Table With	2 Pans (46646)	3 Pans (46574)	4 Pans (46674)	5 Pans (46648)
Load Capacity	110.2 lb. / 50 kg.	110.2 lb. / 50 kg.	110.2 lb. / 50 kg.	110.2 lb. / 50 kg.
Weight	8.4 lb. / 3.8 kg.	11.9 lb. / 5.4 kg.	14.1 lb. / 6.4 kg.	16.8 lb. / 7.6 kg.
Dimensions (DWH)	12" x 30" x 15"	12" x 44" x 15"	12" x 58" x 15"	12" x 72" x 15"



47018 & 47020

STAINLESS STEEL ADAPTOR BARS FOR STEAM TABLES

FEATURES

- Keeps makes your pans fit in your steam tables
- Works for all Omcan steam tables

Item	80982	80983
Description	12" Thickness 0.7 mm, non-magnetic	20" Thickness 0.7 mm, non-magnetic



80982 & 80983

STAINLESS STEEL OVERSHELF



FEATURES

- Increases storage space for your kitchen
- Made of 18-gauge 430 stainless steel for durability and easy cleaning



44617



23988

STAINLESS STEEL SINGLE OVERSHELF

Item	Description	Loading Capacity	Dimensions	Gross Dimensions	Gross Weight
44616	48" W single deck overshelf	380 lb.	12" x 48" x 18"	13" x 2" x 49"	18.7 lb.
44617	60" W single deck overshelf	400 lb.	12" x 60" x 18"	13" x 2" x 61"	21.5 lb.
44618	72" W single deck overshelf	420 lb.	12" x 72" x 18"	13" x 2" x 73"	24.4 lb.

STAINLESS STEEL DOUBLE OVERSHELF

Item	Description	Loading Capacity	Dimensions	Gross Dimensions	Gross Weight
23988	48" W Adjustable Lower Shelf	187 lb.	14" x 48" x 32"	51" x 18" x 6"	40 lb.
23989*	60" W Adjustable Lower Shelf	209 lb.	14" x 60" x 32"	63" x 18" x 6"	45 lb.
23990*	72" W Adjustable Lower Shelf	209 lb.	14" x 72" x 32"	75" x 18" x 6"	54 lb.

Storage Solutions

4-TIER RED LOCKERS



	2 Banks	3 Banks
Item	48882	48883
Configuration	8 tier	12 tier
No. of Lockers	8	12
Thickness	0.5 mm	0.5 mm
Weight	38 lb. / 17 kg.	112 lb. / 51 kg.
Dimensions (DWH)	18" x 23" x 78"	18" x 34" x 78"



BANK BLACK LOCKERS WITH MESH DOORS

Item	Description	Dimensions (DWH)
43048	3-Tier / 3 Bank Black Locker with Mesh Doors	18" x 36" x 72"
43404	Slope Top for 1 Bank Locker	18" x 12" x 6"
43402	Slope Top for 3 Bank Locker	18" x 36" x 6"



LOCKERS *Optional: Assembly service (Item 99957) is available upon request



Ships on 1 1/2 skid (60 lb.).

FEATURES

- Door is supported by stainless steel hinges that allow it to open 270 degrees
- 5" heavy duty casters allow for easy mobility
- Spacing between the slides is 1.5"
- Support standard 18" x 26" pans

Item	Tier	Inner Dimensions Per Compartment	Net Dimensions	Gross Weight	Gross Dimensions
13124	1-tier	18" X 12" x 71"	18" x 12" x 78"	58 lb.	18" x 79" x 4"
13126	2-tier	18" x 12" x 35.5"	18" x 12" x 78"	61 lb.	19" x 79" x 4"
13128	3-tier	18" x 12" x 23.5"	18" x 12" x 78"	61 lb.	18" x 79" x 4"
13130	4-tier	18" x 12" x 17"	18" x 12" x 78"	62 lb.	18" x 79" x 4"
13132	5-tier	18" x 12" x 14.5"	18" x 12" x 78"	64 lb.	18" x 79" x 4"
13134	6-tier	18" x 12" x 12"	18" x 12" x 78"	65 lb.	19" x 79" x 4"



VERTICAL AND LATERAL FILE CABINETS

FEATURES

- Come in different sizes and styles to suit wherever you work
- Available in vertical and lateral styles with colors ranging from black, charcoal black, and light gray
- Two or four drawers available
- Made from high quality materials for durability



Item	Description	Color	Net Weight	Gross Weight	Net Dimensions	Gross Dimensions
13073	Vertical file cabinet with two drawers - Legal	Charcoal Black	68.25 lb. / 31 kg.	74 lb. / 33.5 kg.	26.5" x 18.25" x 29"	27" x 19" x 31"
13074	Vertical file cabinet with four drawers - Legal	Charcoal Black	130 lb. / 59 kg.	132 lb. / 60 kg.	26.5" x 18.25" x 54.75"	27" x 20" x 56"
13075	Lateral file cabinet with two drawers - Legal	Charcoal Black	90.25 lb. / 41 kg.	96 lb. / 43.5 kg.	19.25" x 36" x 28.40"	21" x 30" x 37"
21652	Lateral file cabinet with two drawers - Legal	Light Gray	90.25 lb. / 41 kg.	98 lb. / 44 kg.	19.25" x 36" x 28.40"	21" x 30" x 37"
13076	Lateral file cabinet with four drawers - Legal	Charcoal Black	165.25 lb. / 75 kg.	176 lb. / 80 kg.	19.25" x 36" x 53.54"	37" x 20" x 54"
21653	Lateral file cabinet with four drawers - Legal	Black	165.25 lb. / 75 kg.	176 lb. / 80 kg.	19.25" x 36" x 53.54"	19.75" x 36.5" x 54"
21655	Vertical File Cabinet with two drawers - Letter	Black	66 lb. / 30 kg.	68 lb. / 31 kg.	26.50" x 15" x 29"	27" x 16" x 30"

36" WIDE LIGHT GRAY LATERAL FILE CABINET WITH FOUR DRAWERS

NEW!

FEATURES

- Full-extension locking drawers. Includes 2 keys
- Comes with safety interlock system allows only one drawer to open at a time
- Full-width drawer pulls

Item	45791
Capacity	Letter / Legal
Drawer Capacity	110 lb. evenly distributed
Material	Steel
Number of Drawers	4
Weight	208 lb.
Dimensions (DWH)	48" x 40" x 61"



45791

HEIGHT-ADJUSTABLE STANDING DESKS

FEATURES

- One touch sit-and-stand function for ergonomic life
- Durable gas spring for easy adjustable
- Straight height-adjustable for easy use
- Sturdy structure with no wiggling when height adjusted and used enlarged keyboard tray for better user experience

	39" Desktop Desk	35" Desktop Desk
Item	44561	44560
Desktop Size	39.37" x 23.62"	35.43" x 23.23"
Desktop Load	0-33 lb. / 0-15 kg.	0-33 lb. / 0-15 kg.
Keyboard Tray Load	2 kg. / 4.4 lb.	2 kg. / 4.4 lb.
Keyboard Tray Size	28.74" x 7.5"	35.43" x 7.5"
Height Adjustable Range	5.7" - 19.69"	5.7" x 19.69"
Net Weight	19 kg./ 41.88 lb.	22.64 kg./ 50 lb.
Net Dimensions (When height is adjusted to maximum)	39.37" x 23.62" x 19.69"	35.43" x 23.23" x 19.69"
Gross Weight	22.4 kg./ 49.38 lb.	26.4 kg./ 58.2 lb.
Gross Dimensions	46.18" x 26.37" x 9.44"	40.35" x 28.34" x 9.25"



44561



44560

MOBILE WORKBENCH

FEATURES

- Made of 430 anti-fingerprint stainless steel
- Comes with 10 drawers and key
- Rubberized wood top
- 45kg./100lb-ball bearing drawer slide
- Aluminum drawer with handle
- (4) 6"x2" swivel casters (2 with brake)
- Drawer liner included
- Great for outdoor patios

Item	40463
Description	56" mobile cabinet workbench with 10 Drawers
Max. Load Capacity	1100 lb.
Net Weight	220 lb. / 100 kg.
Net Dimensions	18" x 55" x 37"
Gross Weight	253 lb. / 114.75 kg.
Gross Dimensions	22" x 58" x 39"



OPEN WALL CABINETS

FEATURES

- 20 Gauge. 430 Stainless steel drawer and frame
- 16 Gauge. 430 Stainless steel clip

Item	46408	46409	46410
Description	15" x 36" x 32" Open Wall Cabinet	15" x 48" x 32.5" Open Wall Cabinet	15" x 60" x 32.5" Open Wall Cabinet
Load Capacity	360 lb. / 163.3 kg.	380 lb. / 172.4 kg.	400 lb. / 181.43 kg.
Weight	95 lb. / 43 kg.	120 lb. / 54.43 kg.	145 lb. / 65.8 kg.
Gross Weight	99 lb. / 45 kg.	124 lb. / 56.24 kg.	149 lb. / 67.6 kg.
Gross Dimensions	16" x 37" x 33"	16" x 49" x 32.5"	16" x 61" x 33"



STAINLESS STEEL DISH CABINETS



FEATURES

- 18 gauge stainless steel with 304 Stainless steel top, walls, bottom and hat channel
- Centered channel on each shelf.
- 1- 5/8 x 6" Stainless steel leg, socket and bullet feet

Item	Description	Net Weight	Net Dimensions	Gross Weight	Gross Dimensions
38029	15" x 48" Dish Cabinet	80 lb.	15" x 48" x 36"	82 lb.	49" x 32" x 17"
38030	15" x 60" Dish Cabinet	101 lb.	15" x 60" x 36"	103 lb.	16" x 32" x 16"
38031	15" x 72" Dish Cabinet	108 lb.	15" x 72" x 36"	110 lb.	73" x 16" x 32"
38032	18" x 48" Dish Cabinet	91 lb.	18" x 48" x 36"	94 lb.	50" x 20" x 32"
38033	18" x 60" Dish Cabinet	185.2 lb.	18" x 60" x 36"	203 lb.	19" x 61" x 31"
38034	18" x 72" Dish Cabinet	252.4 lb.	18" x 72" x 36"	276 lb.	19" x 73" x 31"



28642

FLAT TOP GLASS RACK STORAGE UNIT

FEATURES

- Made of stainless steel
- Designed to hold glass racks and/or other items while keeping them in sanitary and good condition

Item	44595	44596
Description	18 Gauge 304 Stainless Steel Flat Top Glass Rack Storage Unit With 1" Drain Size	18 Gauge 304 Stainless Steel Corrugated Top Glass Rack Storage Unit With 1" Drain Size
Net Weight	55 lb. / 25 kg.	57 lb. / 26 kg.
Net Dimensions	23" x 24" x 33"	23" x 24" x 33"
Gross Weight	64 lb. / 29 kg.	66 lb. / 30 kg.
Gross Dimensions	31" x 24" x 25"	31" x 24" x 25"



44595

44596

CABINET BASE



FEATURES

- Stainless steel top, body, legs, socket and bullet feet
- Open top and front
- Fully welded



Gas range sold separately

Item	43838	44229
Description	Cabinet Base for 24" Countertop Gas Ranges	Cabinet Base for 36" Countertop Gas Ranges
Gross Dimensions	25" x 24" x 25"	25" x 36" x 25"
Compatible Gas Equipment	Items 43730, 43734, 43727, 43017	Items 43731, 43735, 43728, 43018

ENCLOSED ALUMINUM CABINETS

FEATURES

- Door is supported by stainless steel hinges that allow it to open 270 degrees
- 5" heavy duty casters allow for easy mobility
- Spacing between the slides is 1.5"
- Support standard 18" x 26" pans

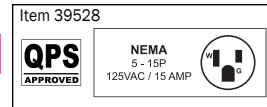
Item	Number Of Trays	Net Weight	Net Dimensions	Gross Weight	Gross Dimensions
23775	20	49 lb.	27.25" x 20.5" x 36.5"	57 lb.	28" x 21" x 38"
23776	32	64 lb.	27.25" x 20.5" x 54.5"	75 lb.	28" x 21" x 56"
24223	40	75 lb.	27.25" x 20.5" x 66.25"	86 lb.	28" x 21" x 68"



HEATER / PROOFER CABINETS *Electric control box and proofer are sold separately*

FEATURES

- Durable and easy to clean
- Even heat and circulation from air baffle and circulating air blower
- Comes with casters (2 brakes in front)
- Dual proof/heat control
- Humidity from 30%-95%
- Temperature from heat mode up to 180°F (82°C)
- 3.4mm clear door with aluminum framing
- Accessible control panel with LED temperature display
- Equipped with a drip pan and internal water pan
- Locally QPS approved Electric Control Box (Item 39528): 30-85°C/86-185°F temperature range, 120V/1Hz, NEMA 5-15



Item	31833 + 39528	31834 + 39528	43554 + 39528
Description	Insulated Heated Proofer Cabinet with electric control box, (35) 18" X 26" pans Tray capacity	Non-insulated Heated Proofer Cabinet with Electric control box, (35) 18" x 26" pans tray capacity	Non-insulated Heated Proofer Cabinet with Electric control box, (10) 18" x 26" pans tray capacity, and cutting board

STOCK SHELVES WIRE SHELVING *Parts Are Sold Separately*



FEATURES

- Open wire construction maximizes light and air circulation to keep stored items dry and ventilated
- Constructed sturdily and welded to endure tough everyday handling
- Capacity: under 48" in length, up to 850 lb. per shelf; over 48" in length, up to 600 lb. per shelf

CHROME SHELF

Item	Dimensions	Weight Capacity
20098	14" x 24"	850 lb.
20099	14" x 30"	850 lb.
20100	14" x 36"	850 lb.
20101	14" x 42"	850 lb.
20102	14" x 48"	850 lb.
20103	14" x 54"	600 lb.
20104*	14" x 60"	600 lb.
20105*	14" x 72"	600 lb.
20106	18" x 24"	850 lb.
20107	18" x 30"	850 lb.
20108	18" x 36"	850 lb.
20109	18" x 42"	850 lb.
20110	18" x 48"	850 lb.
20111	18" x 54"	600 lb.
20112*	18" x 60"	600 lb.
20113*	18" x 72"	600 lb.

Item	Dimensions	Weight Capacity
24226	21" x 24"	850 lb.
24227	21" x 30"	850 lb.
24228	21" x 36"	850 lb.
24229	21" x 42"	850 lb.
24230	21" x 48"	850 lb.
24231	21" x 54"	600 lb.
24232*	21" x 60"	600 lb.
24233*	21" x 72"	600 lb.
20114	24" x 24"	850 lb.
20115	24" x 30"	850 lb.
20116	24" x 36"	850 lb.
20117	24" x 42"	850 lb.
20118	24" x 48"	850 lb.
20119	24" x 54"	600 lb.
20120*	24" x 60"	600 lb.
20121*	24" x 72"	600 lb.



Chrome Shelf

EPOXY SHELF

Item	Dimensions	Weight Capacity
20127	14" x 24"	850 lb.
20128	14" x 30"	850 lb.
20129	14" x 36"	850 lb.
20130	14" x 42"	850 lb.
20131	14" x 48"	850 lb.
20132	14" x 54"	600 lb.
20133*	14" x 60"	600 lb.
20134*	14" x 72"	600 lb.
20135	18" x 24"	850 lb.
20136	18" x 30"	850 lb.
20137	18" x 36"	850 lb.
20138	18" x 42"	850 lb.
20139	18" x 48"	850 lb.
20140	18" x 54"	600 lb.
20141*	18" x 60"	600 lb.
20142*	18" x 72"	600 lb.

Item	Dimensions	Weight Capacity
24234	21" x 24"	850 lb.
24235	21" x 30"	850 lb.
24236	21" x 36"	850 lb.
24237	21" x 42"	850 lb.
24238	21" x 48"	850 lb.
24239	21" x 54"	600 lb.
24240*	21" x 60"	600 lb.
24241*	21" x 72"	600 lb.
20143	24" x 24"	850 lb.
20144	24" x 30"	850 lb.
20145	24" x 36"	850 lb.
20146	24" x 42"	850 lb.
20147	24" x 48"	850 lb.
20148	24" x 54"	600 lb.
20149*	24" x 60"	600 lb.
20150*	24" x 72"	600 lb.



BLACK EPOXY SHELF

Item	Dimensions	Weight Capacity
48094	18" x 36"	850 lb.
48095	18" x 48"	850 lb.
48096	18" x 60"	850 lb.
48097	24" x 36"	850 lb.
48098	24" x 48"	850 lb.
48099	24" x 60"	600 lb.

CHROME WIRE BASKET NEW! NSF

Item	47323	47324
Description	18" x 36" Chrome Wire Basket	18" x 48" Chrome Wire Basket
Capacity	under 48" in length, up to 850 lb. per shelf; over 48" in length, up to 600 lb. per shelf	under 48" in length, up to 850 lb. per shelf; over 48" in length, up to 600 lb. per shelf
Gross Weight	11 lb. / 5 kg.	13 lb. / 6 kg.
Gross Dimensions	36" x 18" x 3" in	48" x 18" x 3" in



EPOXY WIRE BASKET NEW! NSF

Item	47325	47326
Description	18" x 36" Epoxy Wire Basket	18" x 48" Epoxy Wire Basket
Capacity	under 48" in length, up to 850 lb. per shelf; over 48" in length, up to 600 lb. per shelf	under 48" in length, up to 850 lb. per shelf; over 48" in length, up to 600 lb. per shelf
Gross Weight	11 lb. / 5 kg.	13 lb. / 6 kg.
Gross Dimensions	36" x 18" x 3" in	48" x 18" x 3" in



CHROME POSTS

Item	Description
20091	Chrome Post 13" with Leveler
20092	Chrome Post 34" with Leveler
20093	Chrome Post 54" with Leveler
20094	Chrome Post 64" with Leveler
20095	Chrome Post 72" with Leveler
20096	Chrome Post 74" with Leveler
20097	Chrome Post 84" with Leveler

Item	Description
31375	Chrome Post 34" without Leveler
31376	Chrome Post 54" without Leveler
31377	Chrome Post 64" without Leveler
31378	Chrome Post 72" without Leveler
31379	Chrome Post 74" without Leveler
31380	Chrome Post 84" without Leveler



EPOXY POSTS

Item	Description
23637	Epoxy Post 13" with Leveler
16787	Epoxy Post 34" with Leveler
20123	Epoxy Post 54" with Leveler
20124	Epoxy Post 64" with Leveler
20125	Epoxy Post 72" with Leveler
23638	Epoxy Post 74" with Leveler
20126	Epoxy Post 84" with Leveler

Item	Description
31369	Epoxy Post 34" without Leveler
31370	Epoxy Post 54" without Leveler
31371	Epoxy Post 64" without Leveler
31372	Epoxy Post 72" without Leveler
31373	Epoxy Post 74" without Leveler
31374	Epoxy Post 84" without Leveler



BLACK EPOXY POSTS

Item	Description
48090	Black Epoxy Post 64" with Leveler
48091	Black Epoxy Post 72" with Leveler
48092	Black Epoxy Post 74" with Leveler
48093	Black Epoxy Post 84" with Leveler

OTHER ACCESSORIES

Item	Description
14460	5" Industrial Caster without brakes (Chrome & Epoxy)
14461	5" Industrial Caster with brakes (Chrome & Epoxy)
14462	End Cap
14464	Leveler
18307	Black ABS sleeves (4 / bag)
24829	Foot Plate for Wire Shelving - Chrome



Black ABS sleeves



Leveler Bolts



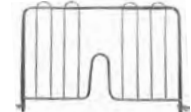
Foot Plate

CHROME ACCESSORIES

Item	Description
14463	Leveler Insert for Chrome Wire Shelving
19752	S clips to connect shelves Chrome
24249	14" Wall Bracket Chrome
24250	18" Wall Bracket Chrome
47509	21" Wall Bracket Chrome
24251	24" Wall Bracket Chrome
24255	14" Pressure Fit Shelf Divider Chrome
24256	18" Pressure Fit Shelf Divider Chrome
24827	Post Clamp for Wire Shelving - Chrome



Chrome Wall Bracket



Chrome Shelf Divider



Chrome S Clips



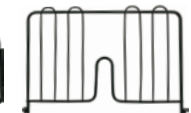
Chrome Leveler Insert

EPOXY ACCESSORIES

Item	Description
20061	Leveler Leveler Insert for Epoxy Wire Shelving
19974	S clips to connect shelves Epoxy
24252	14" Wall Bracket Epoxy
24253	18" Wall Bracket Epoxy
47508	21" Wall Bracket Epoxy
24254	24" Wall Bracket Epoxy
24257	14" Pressure Fit Shelf Divider Epoxy
24258	18" Pressure Fit Shelf Divider Epoxy
24828	Post Clamp for Wire Shelving - Epoxy
24829	Foot Plate for Wire Shelving - Epoxy



Epoxy Wall Bracket



Epoxy Shelf Divider



S Clips



Epoxy Leveler Insert

WIRE SHELVING KITS



FEATURES

- Open wire construction maximizes light and circulation of air to keep stored items dry and ventilated

Includes:

- 4 x epoxy / chrome shelves
- 4 x two-piece posts with levelers (72 inches high when assembled)
- 16 x shelf clips

CHROME WIRE SHELVING KIT

Item	Description	Dimensions
45164	(4pc.)18" x 36" shelves, (4 set) 72" segmented posts, (16pc.) Clips, (4pc.) Levelers	18" x 36" x 72"
45165	(4pc.)18" x 48" shelves, (4 set) 72" segmented posts, (16pc.) Clips, (4pc.) Levelers	18" x 48" x 72"
45166	(4pc.)18" x 60" shelves, (4 set) 72" segmented posts, (16pc.) Clips, (4pc.) Levelers	18" x 60" x 72"
45167	(4pc.)24" x 36" shelves, (4 set) 72" segmented posts, (16pc.) Clips, (4pc.) Levelers	24" x 36" x 72"
45168	(4pc.)24" x 48" shelves, (4 set) 72" segmented posts, (16pc.) Clips, (4pc.) Levelers	24" x 48" x 72"
45169	(4pc.)24" x 60" shelves, (4 set) 72" segmented posts, (16pc.) Clips, (4pc.) Levelers	24" x 60" x 72"



EPOXY WIRE SHELVING KIT

Item	Description	Dimensions
45170	(4pc.)18" x 36" shelves, (4 set) 72" segmented posts, (16pc.) Clips, (4pc.) Levelers	18" x 36" x 72"
45171	(4pc.)18" x 48" shelves, (4 set) 72" segmented posts, (16pc.) Clips, (4pc.) Levelers	18" x 48" x 72"
45172	(4pc.)18" x 60" shelves, (4 set) 72" segmented posts, (16pc.) Clips, (4pc.) Levelers	18" x 60" x 72"
45173	(4pc.)24" x 36" shelves, (4 set) 72" segmented posts, (16pc.) Clips, (4pc.) Levelers	24" x 36" x 72"
45174	(4pc.)24" x 48" shelves, (4 set) 72" segmented posts, (16pc.) Clips, (4pc.) Levelers	24" x 48" x 72"
45175	(4pc.)24" x 60" shelves, (4 set) 72" segmented posts, (16pc.) Clips, (4pc.) Levelers	24" x 60" x 72"



WARRANTY INFORMATION FOR CHROME AND EPOXY SHELVES

Omcan Manufacturing & Distributing Company Inc. and Omcan Inc. provides warranty against all defects of Material and manufacturing, as well as for defective assembling, for its wire shelving (Chrome and Green Epoxy).

Omcan will replace any defective unit for a period of up to 6 months from original date of installation, provided they have been properly installed and maintained. Omcan is liable to replace said defective piece, but under no circumstance will we pay any labour claims or subsequent damage.

Green Epoxy finish shelves are further warrantied against rust formation over more than 5 percent of the shelving surface area for five years from the original date of installation.

Chrome finish shelves are further warrantied against rust formation over more than 5 percent of the shelving surface area for one year from the original date installation in a dry application. Chrome is not warrantied in any wet application including cooler or freezer installations.

Tables & Accessories

STAINLESS STEEL WORKTABLES WITH ROLLED DIE CAST LEG CLAMPS

Optional casters and extra shelves are available



FEATURES

- 18 Gauge 430 Stainless Steel
- Support Channels are secured via bolt and acorn style nut
- The galvanized under-shelf has rolled die cast leg clamps
- Legs are secured by single set screw design
- Plastic Bullet Feet



Heavy-Duty Worktable



Heavy-Duty Worktable With Backsplash

STAINLESS STEEL WORKTABLES WITH ROLLED DIE CAST LEG CLAMPS

Item	Description	Load Capacity	Height	Gross Weight	Gross Dimensions
17577	24" x 24" worktable	826.7 lb.	34"	34.6 lb.	30.5" x 36" x 3.1"
17578	24" x 30" worktable	903.9 lb.	34"	38.4 lb.	30.5" x 36" x 3.1"
17579	24" x 36" worktable	992.1 lb.	34"	42.3 lb.	30.5" x 37.4" x 3.1"
17580	24" x 48" worktable	1069.2 lb.	34"	50 lb.	25.4" x 49.4" x 3.1"
17581*	24" x 60" worktable	1102.3 lb.	34"	57.8 lb.	25.4" x 61.4" x 3.1"
17582*	24" x 72" worktable	1146.4 lb.	34"	65.5 lb.	25.4" x 73.4" x 3.1"
20198*	24" x 84" worktable	1411 lb.	34"	73.2 lb.	25.4" x 85.4" x 3.1"
18854*	24" x 96" worktable	1510.2 lb.	34"	80.9 lb.	25.4" x 97.4" x 3.1"
17584	30" x 30" worktable	992.1 lb.	34"	48 lb.	31.5" x 97.4" x 3.1"
17585	30" x 36" worktable	1080.3 lb.	34"	52.5 lb.	36.6" x 37.4" x 3.1"
17586*	30" x 48" worktable	1157.4 lb.	34"	61.5 lb.	31.1" x 49.4" x 3.1"
17587*	30" x 60" worktable	1190.5 lb.	34"	70.5 lb.	31.5" x 61.4" x 3.1"
17588*	30" x 72" worktable	1234.6 lb.	34"	79.6 lb.	31.5" x 73.4" x 3.1"
20434*	30" x 84" worktable	1499.1 lb.	34"	93.9 lb.	31.5" x 85.4" x 3.1"
18855*	30" x 96" worktable	1598.4 lb.	34"	103 lb.	31.5" x 97.4" x 3.1"

STAINLESS STEEL WORKTABLES WITH ROLLED DIE CAST LEG CLAMPS AND BACKSPLASH

Item	Description	Load Capacity	Height	Gross Weight	Gross Dimensions
23793	24" x 24" with 4" backsplash	793.7 lb.	34" (38" with backsplash)	38.1 lb.	25.4" x 36" x 6.9"
23794	24" x 30" with 4" backsplash	881.8 lb.	34" (38" with backsplash)	43.7 lb.	24.4" x 35.6" x 7.1"
23795	24" x 36" with 4" backsplash	948 lb.	34" (38" with backsplash)	48.9 lb.	25.4" x 37.4" x 6.9"
23796	24" x 48" with 4" backsplash	1025.1 lb.	34" (38" with backsplash)	59.3 lb s	25.4" x 49.4" x 6.9"
23797*	24" x 60" with 4" backsplash	1058.2 lb.	34" (38" with backsplash)	69.7 lb.	25.4" x 61.4" x 6.9"
23798*	24" x 72" with 4" backsplash	1102.3 lb.	34" (38" with backsplash)	80 lb.	25.4" x 73.4" x 6.9"
23799*	24" x 84" with 4" backsplash	1366.9 lb.	34" (38" with backsplash)	95.7 lb.	25.2" x 85.4" x 7.1"
23800*	24" x 96" with 4" backsplash	1466.1 lb.	34" (38" with backsplash)	106 lb.	25.4" x 97.4" x 6.9"
23801	30" x 30" with 4" backsplash	948 lb.	34" (38" with backsplash)	49.1 lb.	31.5" x 37.4" x 7.7"
23802	30" x 36" with 4" backsplash	1036.2 lb.	34" (38" with backsplash)	55.1 lb.	31.5" x 37.4" x 7.7"
23803	30" x 48" with 4" backsplash	1113.3 lb.	34" (38" with backsplash)	67.2 lb.	30.7" x 49.2" x 7.1"
23804*	30" x 60" with 4" backsplash	1146.4 lb.	34" (38" with backsplash)	79.4 lb.	31.5" x 61.4" x 6.9"
23805*	30" x 72" with 4" backsplash	1190.5 lb.	34" (38" with backsplash)	91.7 lb.	31.1" x 73.2" x 7.1"
23806*	30" x 84" with 4" backsplash	1455.1 lb.	34" (38" with backsplash)	109.1 lb.	31.1" x 85.2" x 7.1"
23807*	30" x 96" with 4" backsplash	1554.3 lb.	34" (38" with backsplash)	121.3 lb.	31.5" x 97.4" x 6.9"
23807*	30" x 96" with 4" backsplash	1554.3 lb.	34" (38" with backsplash)	121.3 lb.	31.5" x 97.4" x 6.9"

UNDERSHELVES FOR STAINLESS STEEL WORKTABLES WITH ROLLED DIE CAST LEG CLAMPS

Item	Description	Load Capacity	Gross Weight	Gross Dimensions
17614	24" x 24" Undershef for 17577 and 23793	341.7 lb.	7.7 lb.	20.5" x 20.5" x 2.2"
17615	24" x 30" Undershef for 17578 and 23794	374.8 lb.	9.9 lb.	20.3" x 26.4" 2.4"
17616	24" x 36" Undershef for 17579 and 23795	418.9 lb.	12.1 lb.	20.3" x 32.3" x 2.2"
17617	24" x 48" Undershef for 17580 and 23796	451.9 lb.	14.3 lb.	20.3" x 44.3" x 2.4"
17618*	24" x 60" Undershef for 17581 and 23797	463 lb.	16.5 lb.	20.3" x 56.3" x 2.2"
17619*	24" x 72" Undershef for 17582 and 23798	485 lb.	18.7 lb.	20.3" x 68.3" x 2.4"
17620*	24" x 84" Undershef for 20198 and 23799	595.2 lb.	20.9 lb.	20.3" x 80.3" x 2.4"
17621*	24" x 96" Undershef for 18854 and 23800	650.4 lb.	23.1 lb.	20.3" x 92.3" x 2.4"
17622	30" x 30" Undershef for 17548 and 23801	396.8 lb.	11 lb.	25" x 26.4" x 2.4"
17623	30" x 36" Undershef for 17585 and 23802	440.9 lb.	13.2 lb.	25" x 32.3 x 2.4"
17624	30" x 48" Undershef for 17586 and 23803	474 lb.	15.4 lb.	25" x 44.3" x 2.4"
17625*	30" x 60" Undershef for 17587 and 23804	485 lb.	17.6 lb.	25" x 56.3" x 2.4"
17626*	30" x 72" Undershef for 17588 and 23805	507.1 lb.	19.8 lb.	25" x 68.3" x 2.4"
17627*	30" x 84" Undershef for 20434 and 23806	617.3 lb.	22 lb.	25" x 72.2" x 2.4"
17628*	30" x 96" Undershef for 18855 and 23807	672.4 lb.	24.3 lb.	25" x 92.3" x 2.4"

STANDARD WORKTABLES *Optional casters and extra shelves are available*

FEATURES

- 18 Gauge 430 Stainless Steel
- Support Channels secured via bolt and acorn style nut
- The Galvanized Under-shelf designed with welded V pipe leg supports
- Legs secured by single set-screw design
- Plastic Bullet Feet

**STANDARD WORKTABLES**

Item	Description	Top Capacity	Undershelf Capacity	Height	Gross Weight	Gross Dimensions
24196	18" x 24" worktable	220 lb.	176 lb.	34.5"	30.4 lb.	35.2" x 22.6" x 3.1"
47719	18" x 30" worktable	265 lb.	220 lb.	34.5"	31 lb.	35.2" x 22.8" x 3.5"
47720	18" x 36" worktable	265 lb.	220 lb.	34.5"	34 lb.	37.4" x 19.4" x 3.5"
47721	18" x 48" worktable	287 lb.	231 lb.	34.5"	41 lb.	49.4" x 19.4" x 3.1"
47722	18" x 60" worktable	331 lb.	265 lb.	34.5"	48.5 lb.	61.4" x 19.4" x 3.1"
47723	18" x 72" worktable	331 lb.	265 lb.	34.5"	56 lb.	73.4" x 19.4" x 3.1"
47724	18" x 84" worktable	353 lb.	276 lb.	34.5"	68.5 lb.	85.4" x 19.4" x 3.1"
47725	18" x 96" worktable	375 lb.	287 lb.	34.5"	75.4 lb.	98" x 19" x 3"
43182	24" x 18" worktable	220 lb.	176 lb.	34.5"	30.4 lb.	35.2" x 22.6" x 3.1"
22063	24" x 24" worktable	485 lb.	298 lb.	34.5"	30 lb.	35.2" x 28.7" x 3.1"
22064	24" x 30" worktable	529 lb.	331 lb.	34.5"	34.4 lb.	35.2" x 28.7" x 3.1"
22065	24" x 36" worktable	573 lb.	331 lb.	34.5"	38.4 lb.	37.4" x 25.2" x 3.1"
22066	24" x 48" worktable	606 lb.	364 lb.	34.5"	47.2 lb.	49.4" x 25.2" x 3.1"
22067*	24" x 60" worktable	650 lb.	397 lb.	34.5"	56.9 lb.	61.4" x 25.2" x 3.1"
22068*	24" x 72" worktable	705 lb.	397 lb.	34.5"	66.1 lb.	73.4" x 25.2" x 3.1"
22069*	24" x 84" worktable	1036 lb.	430 lb.	34.5"	83.8 lb.	85.4" x 25.2" x 3.1"
22070*	24" x 96" worktable	1102 lb.	463 lb.	34.5"	94.8 lb.	97.4" x 25.2" x 3.1"
43183	30" x 18" worktable	265 lb.	220 lb.	34.5"	32.2 lb.	35.2" x 22.6" x 3.1"
22071	30" x 30" worktable	551 lb.	331 lb.	34.5"	39.2 lb.	38.8" x 34.7" x 3.1"
22072	30" x 36" worktable	595 lb.	364 lb.	34.5"	44.1 lb.	37.4" x 31.2" x 3.1"
22073	30" x 48" worktable	639 lb.	364 lb.	34.5"	54.7 lb.	49.4" x 31.2" x 3.1"
22074*	30" x 60" worktable	679 lb.	397 lb.	34.5"	66.1 lb.	61.4" x 31.2" x 3.1"
22075*	30" x 72" worktable	750 lb.	397 lb.	34.5"	77.6 lb.	73.4" x 31.2" x 3.1"
22076*	30" x 84" worktable	1091 lb.	452 lb.	34.5"	99.2 lb.	85.4" x 31.2" x 3.1"
22077*	30" x 96" worktable	1157 lb.	485 lb.	34.5"	104.5 lb.	97.4" x 31.2" x 3.1"

STANDARD WORKTABLES WITH BACKSPLASH

Item	Description	Load Capacity	Height	Gross Weight	Gross Dimensions
22078	24" x 24" with 4" backsplash	485 lb.	34.5" (38.5" with backsplash)	32.6 lb.	35.2" x 28.7" x 7.1"
22079	24" x 30" with 4" backsplash	529 lb.	34.5" (38.5" with backsplash)	37.9 lb.	35.2" x 28.7" x 7.1"
22080	24" x 36" with 4" backsplash	573 lb.	34.5" (38.5" with backsplash)	40.6 lb.	37.4" x 25.4" x 7.1"
22081	24" x 48" with 4" backsplash	606 lb.	34.5" (38.5" with backsplash)	51.6 lb.	49.4" x 25.4" x 7.1"
22082*	24" x 60" with 4" backsplash	650 lb.	34.5" (38.5" with backsplash)	58.6 lb.	61.4" x 25.4" x 7.1"
22083*	24" x 72" with 4" backsplash	705 lb.	34.5" (38.5" with backsplash)	69.4 lb.	73.4" x 25.4" x 7.1"
22084*	24" x 84" with 4" backsplash	1036 lb.	34.5" (38.5" with backsplash)	83.8 lb.	85.4" x 25.4" x 7.1"
22085*	24" x 96" with 4" backsplash	1102 lb.	34.5" (38.5" with backsplash)	43.8 lb.	97.4" x 25.4" x 7.1"
22086	30" x 30" with 4" backsplash	551 lb.	34.5" (38.5" with backsplash)	44.1 lb.	38.8" x 34.7" x 7.1"
22087	30" x 36" with 4" backsplash	595 lb.	34.5" (38.5" with backsplash)	46.3 lb.	37.4" x 31.4" x 7.1"
22088	30" x 48" with 4" backsplash	639 lb.	34.5" (38.5" with backsplash)	56.9 lb.	49.4" x 31.4" x 7.1"
22089*	30" x 60" with 4" backsplash	679 lb.	34.5" (38.5" with backsplash)	70.1 lb.	61.4" x 31.4" x 7.1"
22090*	30" x 72" with 4" backsplash	750 lb.	34.5" (38.5" with backsplash)	80.7 lb.	73.4" x 31.4" x 7.1"
22091*	30" x 84" with 4" backsplash	1091 lb.	34.5" (38.5" with backsplash)	99.2 lb.	85.4" x 31.4" x 7.1"
22092*	30" x 96" with 4" backsplash	1157 lb.	34.5" (38.5" with backsplash)	108.5 lb.	97.4" x 31.4" x 7.1"

TABLES & ACCESSORIES

UNDERSHELVES FOR STANDARD WORKTABLES

Item	Description	Load Capacity	Gross Weight	Gross Dimensions
22093	24" x 24" Undershef for 22063 and 22078	297 lb.	6.5 lb.	20.1" x 18.7" x 2.4"
22094	24" x 30" Undershef for 22064 and 22079	330 lb.	8.4 lb.	26" x 18.7" x 2.4"
22095	24" x 36" Undershef for 22065 and 22080	330 lb.	9.7 lb.	31.9" x 18.7" x 2.4"
22096	24" x 48" Undershef for 22066 and 22081	363 lb.	12.9 lb.	44.1" x 18.7" x 2.4"
22097*	24" x 60" Undershef for 22067 and 22082	396 lb.	16.8 lb.	55.9" x 18.7" x 2.4"
22098*	24" x 72" Undershef for 22068 and 22083	396 lb.	19.8 lb.	67.9" x 18.7" x 2.4"
22099*	24" x 84" Undershef for 22069 and 22084	429 lb.	22.6 lb.	80.2" x 18.7" x 2.4"
22100*	24" x 96" Undershef for 22070 and 22085	462 lb.	25.6 lb.	92.1" x 18.7" x 2.4"
44291	24" x 18" Undershef for 43182	180 lb.	4.4 lb.	16.7" x 18.7" x 2.4"
44292	30" x 18" Undershef for 43183	200 lb.	6.8 lb.	16.7" x 24.8" x 2.4"
22101	30" x 30" Undershef for 22071 and 22086	310 lb.	10.1 lb.	26" x 24.8" x 2.4"
22102	30" x 36" Undershef for 22072 and 22087	333 lb.	12.5 lb.	31.9" x 24.8" x 2.4"
22103	30" x 48" Undershef for 22073 and 22088	353 lb.	16.8 lb.	44.1" x 24.8" x 2.4"
22104*	30" x 60" Undershef for 22074 and 22089	376 lb.	21.2 lb.	55.9" x 24.8" x 2.4"
22105*	30" x 72" Undershef for 22075 and 22090	396 lb.	25.1 lb.	67.9" x 24.8" x 2.4"
22106*	30" x 84" Undershef for 22076 and 22091	451 lb.	28.7 lb.	80.2" x 24.8" x 2.4"
22107*	30" x 96" Undershef for 22077 and 22092	484 lb.	33.5 lb.	92.1" x 24.8" x 2.4"

ALL STAINLESS STEEL WORKTABLES



FEATURES

- 20 Gauge 430 Stainless Steel construction
- These worktables are ideal for kitchen preparation that can hold heavy equipment.
- Include 20-Gauge 430 stainless steel undershef, hat channel, leg, socket and bullet foot
- Very easy to assemble and clean.



ALL STAINLESS STEEL WORKTABLES

Item	Description	Load Capacity	Height	Gross Weight	Gross Dimensions
19135	24" x 24" All Stainless Steel Worktable	826.7 lb.	34"	34.5 lb.	30.5" x 36" x 3.1"
19136	24" x 30" All Stainless Steel Worktable	903.9 lb.	34"	38.4 lb.	30.5" x 36" x 3.1"
19137	24" x 36" All Stainless Steel Worktable	981.1 lb.	34"	42.2 lb.	30.5" x 37.4" x 3.1"
19138	24" x 48" All Stainless Steel Worktable	1058.2 lb.	34"	49.9 lb.	25.4" x 49.4" x 3.1"
19139*	24" x 60" All Stainless Steel Worktable	1102.3 lb.	34"	57.7 lb.	25.4" x 61.4" x 3.1"
19140*	24" x 72" All Stainless Steel Worktable	1146.4 lb.	34"	65.4 lb.	25.4" x 73.4" x 3.1"
26044*	24" x 84" All Stainless Steel Worktable	1400 lb.	34"	95 lb.	26" x 74" x 6"
19141*	24" x 96" All Stainless Steel Worktable	1510.2 lb.	34"	80.8 lb.	25.4" x 97.4" x 3.1"
45154*	24" x 108" All Stainless Steel Worktable	1120 lb.	34"	88 lb.	25" x 108" x 3.1" NEW!
19142*	30" x 30" All Stainless Steel Worktable	992.1 lb.	34"	48 lb.	36.6" x 36" x 3.1"
19143*	30" x 36" All Stainless Steel Worktable	1080.3 lb.	34"	52.5 lb.	36.6" x 37.4" x 3.1"
19144*	30" x 48" All Stainless Steel Worktable	1157.4 lb.	34"	61.5 lb.	31.5" x 49.4" x 3.1"
19145*	30" x 60" All Stainless Steel Worktable	1190.5 lb.	34"	70.5 lb.	31.5" x 61.4" x 3.1"
19146*	30" x 72" All Stainless Steel Worktable	1234.6 lb.	34"	79.6 lb.	31.5" x 73.4" x 3.1"
26045*	30" x 84" All Stainless Steel Worktable	1500 lb.	34"	95 lb.	26" x 74" x 6"
19147*	30" x 96" All Stainless Steel Worktable	1598.4 lb.	34"	103 lb.	31.5" x 97.4" x 3.1"
45155*	30" x 108" All Stainless Steel Worktable	1240 lb.	34"	112 lb.	31" x 109" x 3" NEW!

FEATURES

- 20 Gauge 430 Stainless Steel construction
- These worktables are ideal for kitchen preparation that can hold heavy equipment.
- Include 20-Gauge 430 stainless steel undershelf, hat channel, leg, socket and bullet foot
- Very easy to assemble and clean.



All Stainless Steel Worktable With Backsplash

ALL STAINLESS STEEL WORKTABLES WITH BACKSPASH

Item	Description	Load Capacity	Height	Gross Weight	Gross Dimensions
44335	All SS Table 24" x 24" with 4" backsplash	793.7 lb.	34" (38" with backsplash)	38.1 lb.	26" x 36" x 6.9"
44336	All SS Table 24" x 30" with 4" backsplash	881.8 lb.	34" (38" with backsplash)	40 lb.	26" x 36" x 6.9"
44337	All SS Table 24" x 36" with 4" backsplash	948 lb.	34" (38" with backsplash)	48.9 lb.	26" x 37" x 6.9"
44338	All SS Table 24" x 48" with 4" backsplash	1025.1 lb.	34" (38" with backsplash)	59.3 lb.	25.4" x 49.4" x 6.9"
44339	All SS Table 24" x 60" with 4" backsplash	1058.2 lb.	34" (38" with backsplash)	69.7 lb.	25.4" x 61.4" x 6.9"
44340	All SS Table 24" x 72" with 4" backsplash	1102.3 lb.	34" (38" with backsplash)	80 lb.	25.4" x 73.4" x 6.9"
44341*	All SS Table 24" x 84" with 4" backsplash	1366.9 lb.	34" (38" with backsplash)	95.7 lb.	25.4" x 85.4" x 6.9"
44342*	All SS Table 24" x 96" with 4" backsplash	1466.1 lb.	34" (38" with backsplash)	106 lb.	25.4" x 97.4" x 6.9"
44343	All SS Table 30" x 30" with 4" backsplash	948 lb.	34" (38" with backsplash)	49.1 lb.	31.5" x 36" x 6.9"
44344	All SS Table 30" x 36" with 4" backsplash	1036.2 lb.	34" (38" with backsplash)	55.1 lb.	31.5" x 37.4" x 6.9"
44345	All SS Table 30" x 48" with 4" backsplash	1113.3 lb.	34" (38" with backsplash)	67.2 lb.	31.5" x 49.4" x 6.9"
44346	All SS Table 30" x 60" with 4" backsplash	1146.4 lb.	34" (38" with backsplash)	79.4 lb.	31.5" x 61.4" x 6.9"
44347*	All SS Table 30" x 72" with 4" backsplash	1190.5 lb.	34" (38" with backsplash)	91.7 lb.	31.5" x 73.4" x 6.9"
44348*	All SS Table 30" x 84" with 4" backsplash	1455.1 lb.	34" (38" with backsplash)	109.1 lb.	31.5" x 85.4" x 6.9"
44349*	All SS Table 30" x 96" with 4" backsplash	1554.3 lb.	34" (38" with backsplash)	121.3 lb.	31.5" x 97.4" x 6.9"

STAINLESS STEEL UNDERSHELVES *Also Compatible for standard and Heavy-Duty worktables*

Item	Description	Load Capacity	Height	Gross Dimensions
21607	24" x 24" Stainless Steel Undershelf for 19135 and 44335	363.8 lb.	8.8 lb.	20.2" x 20.3" x 2.2"
21608	24" x 30" Stainless Steel Undershelf for 19136 and 44336	396.8 lb.	11 lb.	20.3" x 26.4" x 2.2"
21609	24" x 36" Stainless Steel Undershelf for 19137 and 44337	440.9 lb.	13.2 lb.	20.3" x 32.3" x 2.2"
21610	24" x 48" Stainless Steel Undershelf for 19138 and 44338	474 lb.	15.4 lb.	20.3" x 44.3" x 2.2"
21611*	24" x 60" Stainless Steel Undershelf for 19139 and 44339	485 lb.	17.6 lb.	20.3" x 56.3" x 2.2"
21612*	24" x 72" Stainless Steel Undershelf for 19140 and 44340	507.1 lb.	19.8 lb.	20.3" x 68.3" x 2.2"
21613*	24" x 84" Stainless Steel Undershelf for 26044 and 44341	617.3 lb.	22 lb.	20.3" x 80.3" x 2.2"
21614*	24" x 96" Stainless Steel Undershelf for 19141 and 44342	672.4 lb.	24.3 lb.	20.3" x 92.3" x 2.2"
21615	30" x 30" Stainless Steel Undershelf for 19142 and 44343	418.9 lb.	12.1 lb.	25" x 26.4" x 2.2"
21616	30" x 36" Stainless Steel Undershelf for 19143 and 44344	463 lb.	14.3 lb.	25" x 32.2" x 2.2"
21617	30" x 48" Stainless Steel Undershelf for 19144 and 44345	496 lb.	16.5 lb.	25" x 44.3" x 2.2"
21618*	30" x 60" Stainless Steel Undershelf for 19145 and 44346	507.1 lb.	18.7 lb.	25" x 56.3" x 2.2"
21619*	30" x 72" Stainless Steel Undershelf for 19146 and 44347	529.1 lb.	20.9 lb.	25" x 68.3" x 2.2"
21620*	30" x 84" Stainless Steel Undershelf for 26045 and 44348	639.3 lb.	23.1 lb.	25" x 80.3" x 2.2"
21621*	30" x 96" Stainless Steel Undershelf for 19147 and 44349	694.5 lb.	25.4 lb.	25" x 92.3" x 2.2"

STAINLESS STEEL SOLID POLY-TOP FRAME WITH UNDER SHELF *Sold separately*



FEATURES

- Stainless Steel Poly-top table frame with undershelf (aluminum socket)
- 2 sizes of cutting board available - 1" or 3/4" (Sold separately)



Stainless Steel Solid Poly-Top Table
With Cutting Board



Stainless Steel Solid Poly-Top Table
With Backsplash

SOLID POLY-TOP TABLES

Item	Description	Net Weight	Gross Weight	Net Dimensions	Gross Dimensions	3/4" Cutting Board	1" Cutting Board
40411	24" x 48"	42 lb.	46.2 lb.	24" x 48" x 36"	26" x 50" x 9"	Item: 43185	Item: 43186
41274	30" x 36"	40.7 lb.	45.1 lb.	30" x 36" x 36"	32" x 38" x 9"	Item: 43187	Item: 43188
41276	30" x 48"	47.3 lb.	51.7 lb.	30" x 48" x 36"	32" x 50" x 9"	Item: 43189	Item: 43190
41278*	30" x 60"	54 lb.	58.3 lb.	30" x 60" x 36"	32" x 62" x 9"	Item: 43191	Item: 43192
41280*	30" x 72"	60.5 lb.	68.2 lb.	30" x 72" x 36"	32" x 74" x 9"	Item: 43193	Item: 43194

SOLID POLY-TOP TABLES WITH 6" BACKSPASH

Item	Description	Net Weight	Gross Weight	Net Dimensions	Gross Dimensions	3/4" Cutting Board	1" Cutting Board
41247	24" x 48" w/backsplash	53 lb.	57.2 lb.	24" x 48" x 42"	26" x 50" x 9"	Item: 43195	Item: 43196
41275	30" x 36" w/backsplash	48.4 lb.	52.8 lb.	30" x 36" x 42"	32" x 38" x 9"	Item: 43197	Item: 43198
41277	30" x 48" w/backsplash	57.2 lb.	61.6 lb.	30" x 48" x 42"	32" x 50" x 9"	Item: 43199	Item: 43200
41279*	30" x 60" w/backsplash	66 lb.	70.4 lb.	30" x 60" x 42"	32" x 62" x 9"	Item: 43201	Item: 43202
41281*	30" x 72" w/backsplash	75 lb.	82.5 lb.	30" x 72" x 42"	32" x 74" x 9"	Item: 43203	Item: 43204

UNDERSHELF FOR POLY-TOP TABLES

Item	Description
44279	Undershelf for Item 40411 & 41247
44280	Undershelf for Item 41274 & 41275
44281	Undershelf for Item 41276 & 41275

Item	Description
44282	Undershelf for items 41278 and 41279
44245	Undershelf for items 41280 and 41281

STAINLESS STEEL WORKTABLES WITH OPEN BASE, 3-SIDED LEG BRACE



FEATURES

- 18 Gauge, 430 Stainless Steel table top with 18 Gauge Galvanized leg, socket, hat channel and "U" shape leg brace
- Aluminum socket, plastic bullet feet

Item	Description	Load Capacity	Height
28628	SS with Leg Brace 24" X 24"	400 lb.	34"
28629	SS with Leg Brace 24" X 30"	450 lb.	34"
28630	SS with Leg Brace 24" X 36"	500 lb.	34"
28631	SS with Leg Brace 24" X 48"	600 lb.	34"
28632	SS with Leg Brace 24" X 60"	700 lb.	34"
28633	SS with Leg Brace 30" X 48"	700 lb.	34"
28634	SS with Leg Brace 30" X 60"	800 lb.	34"
28635	SS with Leg Brace 30" X 72"	900 lb.	34"



MEAT GRINDER TABLE

Item	37961
Loading Capacity	800 lb.
Description	Stainless Steel Meat Grinder Table
Net Weight	47 lb. / 21 kg.
Net Dimensions	31" x 31" x 35"
Gross Weight	50 lb. / 22.7 kg.
Gross Dimensions	32" x 32" x 7"



EQUIPMENT STANDS WITH GALVANIZED UNDERSHELF AND LEGS




FEATURES

- 18-Gauge 430 Stainless Steel top shelf
- Galvanized leg and socket
- 18-Gauge galvanized undershelf and hat channel
- Plastic bullet foot

EQUIPMENT STANDS

Item	Description	Loading Capacity	Net Weight	Undershelf Capacity	Gross Weight	Gross Dimensions
24185	30" x 12"	460 lb.	31 lb.	350 lb.	34 lb.	32" x 14" x 7"
24087	30" x 15"	520 lb.	34 lb.	350 lb.	37 lb.	32" x 17" x 7"
22056	30" x 18"	600 lb.	36 lb.	400 lb.	32 lb.	32" x 19" x 5"
22057	30" x 24"	660 lb.	40 lb.	450 lb.	43 lb.	32" x 26" x 7"
22058	30" x 30"	750 lb.	47 lb.	450 lb.	50 lb.	32" x 32" x 7"
22059	30" x 36"	800 lb.	51 lb.	450 lb.	54 lb.	32" x 38" x 7"
22060	30" x 48"	860 lb.	62 lb.	500 lb.	65 lb.	32" x 50" x 7"
22061*	30" x 60"	600 lb.	75 lb.	500 lb.	78 lb.	32" x 65" x 7"
22062*	30" x 72"	680 lb.	84 lb.	500 lb.	87 lb.	32" x 74" x 7"



UNDERSHELF FOR EQUIPMENT STANDS NEW!

Item	Description	Loading Capacity	Net Weight	Net Dimensions	Gross Weight	Gross Dimensions
47549	30" X 12" Additional undershelf for equipment stand 24185	230 lb.	6.5 lb.	24.4" x 1.96" x 10.2"	7 lb.	25" x 2.1" x 10.8"
47550	30" X 15" Additional undershelf for equipment stand 24087	260 lb.	7.4 lb.	24.4" x 1.96" x 10.6"	8 lb.	25" x 2.1" x 11.2"
47551	30" X 18" Additional undershelf for equipment stand 22056	280 lb.	8.3 lb.	24.4" x 1.96" x 13.6"	9 lb.	25" x 2.1" x 14.2"
47029	30" X 24" Additional undershelf for equipment stand 22057	290 lb.	8.8 lb.	24.4" x 1.96" x 19.7"	9.5 lb.	25" x 2.1" x 20.3"
47554	30" X 30" Additional undershelf for equipment stand 22058	300 lb.	9.2 lb.	24.4" x 1.96" x 25.6"	10 lb.	25" x 2.1" x 26.2"
47555	30" X 36" Additional undershelf for equipment stand 22059	330 lb.	11.1 lb.	24.4" x 1.96" x 31.7"	12 lb.	25" x 2.1" x 32.3"
46932	30" X 48" Additional undershelf for equipment stand 22060	350 lb.	15 lb.	24.4" x 1.96" x 43.7"	16 lb.	25" x 2.1" x 44.3"
47556	30" X 60" Additional undershelf for equipment stand 22061	370 lb.	18.8 lb.	24.4" x 1.96" x 55.7"	20 lb.	25" x 2.1" x 56.3"
47558	30" X 72" Additional undershelf for equipment stand 22058	390 lb.	22.5 lb.	24.4" x 1.96" x 67.7"	24 lb.	25" x 2.1" x 68.3"

TABLES & ACCESSORIES

ADJUSTABLE WORK SURFACE WITH WOODEN CUTTING BOARD FOR EQUIPMENT STAND



FEATURES

- Hardwood maple cutting board top shelf with 1 1/4" Thickness
- Designed to provide convenient cutting surface for long equipment stands
- Height can be adjusted based on the equipment placed on the equipment stand
- Mounts to the stand with 2 adjustable L channels
- Sturdy construction quality – Stainless Steel legs with welded S/S socket



Item	Description	Net Weight	Net Dimensions
47564	10" x 24" top shelf. Works with equipment stand 22057	16.75 lb. / 7.6 kg.	26" x 11 3/4" x 4 3/4"
47565	10" x 30" top shelf. Works with equipment stand 22058	19.4 lb. / 8.8 kg.	31" x 11 3/4" x 4 3/4"
47566	10" x 36" top shelf. Works with equipment stand 22059	21.4 lb. / 9.7 kg.	36 3/4" x 11 3/4" x 4 3/4"
47567	10" x 48" top shelf. Works with equipment stand 22060	27.3 lb. / 12.38 kg.	49 1/4" x 11 3/4" x 4 3/4"
47568	10" x 60" top shelf. Works with equipment stand 22061	31.1 lb. / 14.10 kg.	60 3/4" x 11 3/4" x 4 3/4"
47569	10" x 72" top shelf. Works with equipment stand 22062	36.8 lb. / 16.7 kg.	73 1/4" x 11 3/4" x 4 3/4"

ALL STAINLESS STEEL EQUIPMENT STAND



FEATURES

- 18-Gauge 430 Stainless Steel top shelf with 2" turn up on left-rear-right sides
- 18-Gauge 430 Stainless Steel Undershelf and 2 each hat channel
- Stainless Steel leg (4) and socket, plastic bullet foot with S/S clad



EQUIPMENT STANDS WITH STAINLESS STEEL UNDERSHELF AND LEGS

Item	Description	Load Capacity	Undershelf Load Capacity	Net Weight	Net Dimensions (DWH)	Gross Weight	Gross Dimensions
47691	30" x 12"	420 lb. / 190.5 kg.	300 lb. / 136 kg.	18.1 lb. / 8.2 kg.	30" x 12" x 24"	22.5 lb. / 10.2 kg.	32" x 12.8" x 5"
47692	30" x 15"	420 lb. / 190.5 kg.	300 lb. / 136.1 kg.	22.8 lb. / 10.3 kg.	30" x 15" x 24"	27.6 lb. / 12.5 kg.	32" x 16.1" x 5"
47693	30" x 18"	420 lb. / 190.5 kg.	300 lb. / 136.1 kg.	27.6 lb. / 12.5 kg.	30" x 18" x 24"	32.6 lb. / 14.8 kg.	32" x 19.3" x 5"
47694	30" x 24"	420 lb. / 190.5 kg.	330 lb. / 149.7 kg.	32.4 lb. / 14.7 kg.	30" x 24" x 24"	38.1 lb. / 17.3 kg.	32" x 25.2" x 5"
47695	30 X 30	551 lb. / 249.9 kg.	330 lb. / 149.7 kg.	37.2 lb. / 16.9 kg.	30" x 30" x 24"	39.1 lb. / 17.7 kg.	32" x 30.9" x 5"
47696	30 X 36	595 lb. / 269.9 kg.	363 lb. / 164.7 kg.	42 lb. / 19 kg.	30" x 36" x 24"	48.3 lb. / 21.9 kg.	32" x 36.8" x 5"
47697	30 X 48	639 lb. / 289.8 kg.	363 lb. / 164.7 kg.	46.8 lb. / 21.2 kg.	30" x 48" x 24"	60 lb. / 27.2 kg.	32" x 40" x 5"
47698	30 X 60	679 lb. / 308 kg.	396 lb. / 179.6 kg.	51.5 lb. / 23.4 kg.	30" x 60" x 24"	61.7 lb. / 28 kg.	32" x 60.8" x 5"
47699	30 X 72	750 lb. / 340.2 kg.	396 lb. / 179.6 kg.	56.4 lb. / 25.6 kg.	30" x 72" x 24"	68.1 lb. / 30.9 kg.	32" x 73.2" x 5"

UNDERSHELF COMPATIBLE

Item	Description	Load Capacity	Net Dimensions
47677	30" x 12" All Stainless Steel Undershef for 47691	300 lb. / 136 kg.	30" x 12"
47678	30" x 15" All Stainless Steel Undershef for 47692	300 lb. / 136 kg.	30" x 15"
47679	30" x 18" All Stainless Steel Undershef for 47693	300 lb. / 136 kg.	30" x 18"
47680	30" x 24" All Stainless Steel Undershef for 47694	300 lb. / 136 kg.	30" x 24"

EQUIPMENT FILLER TABLES

Item	Top Shelf Capacity	Undershef Capacity	Undershef Dimensions	Weight	Dimensions (DWH)
46513	420 lb. / 190.5 kg.	300 lb. / 136 kg.	6" x 24"	27 lb. / 12.3 kg.	30" x 12" x 34" 38" with Backsplash
46514	420 lb. / 190.5 kg.	300 lb. / 136 kg.	9" x 24"	30 lb. / 13.6 kg.	30" x 16" x 34" 38" with Backsplash
46515	420 lb. / 190.5 kg.	300 lb. / 136 kg.	12" x 24"	33 lb. / 15 kg.	30" x 18" x 34" 38" with Backsplash
46516	450 lb. / 204 kg.	330 lb. / 150 kg.	18" x 24"	38 lb. / 17.2 kg.	30" x 24" x 34" 38" with Backsplash



STAINLESS STEEL FOLDING TABLES

STAINLESS STEEL FOLDING TABLE

Item	Description	Loading Capacity	Net Weight	Net Dimensions	Gross Dimensions
41230	Folding table 24" x 60"	528 lb.	37.4 lb.	24" x 60" x 30.63"	27" x 62" x 4"
41231	Folding table 24" x 72"	572 lb.	50 lb.	24" x 72" x 30.63"	28" x 75" x 4"
41232	Folding table 30" x 60"	605 lb.	46 lb.	30" x 60" x 30.63"	33" x 62" x 4"
41233	Folding table 30" x 72"	550 lb.	56 lb.	30" x 72" x 30.63"	34" x 75" x 4"



STAINLESS STEEL FOLDING TABLE WITH UNDERSHELF

Item	Description	Loading Capacity	Net Weight	Net Dimensions	Gross Dimensions
41234	Folding table with undershef 24" x 60"	616 lb.	68 lb.	24" x 60" x 30.63"	28" x 62" x 7"
41235	Folding table with undershef 24" x 72"	649 lb.	72 lb.	24" x 72" x 30.63"	27" x 75" x 7"
41236	Folding table with undershef 30" x 60"	682 lb.	80 lb.	30" x 60" x 30.63"	34" x 63" x 7"
41237	Folding table with undershef 30" x 72"	616 lb.	90 lb.	30" x 72" x 30.63"	34" x 75" x 7"

Tables - Worktables

ALL STAINLESS STEEL TABLES WITH SINKS

FEATURES

- 18 Gauge 430 Stainless steel undershelf and hat channel
- Stainless steel leg and socket; stainless steel bullet foot
- Aluminum corner bracket on undershelf
- 3.5" drain basket included
- & Low lead deck-mounted faucet included



24-INCH DEPTH ALL STAINLESS STEEL TABLES WITH SINKS

Item	Description	Load Capacity	Undershelf Capacity	Weight	Dimensions
44259	24" x 60" All SS Table with Left Sink and 6" Backsplash	1089 lb. / 493 kg.	462 lb. / 210 kg.	62.9 lb. / 28.5 kg.	24" x 60" x 34" (40" H with 6" backsplash)
44300	24" x 60" All SS Table with Right Sink and 6" Backsplash	1089 lb. / 493 kg.	462 lb. / 210 kg.	62.9 lb. / 28.5 kg.	24" x 60" x 34" (40" H with 6" backsplash)
44301	24" x 72" All SS Table with Left Sink and 6" Backsplash	1133 lb. / 514 kg.	484 lb. / 219.5 kg.	73 lb. / 33 kg.	24" x 72" x 34" (40" H with 6" backsplash)
44302	24" x 72" All SS Table with Right Sink and 6" Backsplash	1133 lb. / 514 kg.	484 lb. / 219.5 kg.	73 lb. / 33 kg.	24" x 72" x 34" (40" H with 6" backsplash)

30-INCH DEPTH ALL STAINLESS STEEL TABLES WITH SINKS

Item	Description	Load Capacity	Undershelf Capacity	Weight	Dimensions
43231	30" x 60" All SS Table with Left Sink and 6" Backsplash	1177 lb.	484 lb.	67.3 lb. / 30.5 kg.	30" x 60" x 34" (40" H with 6" backsplash)
43238	30" x 60" All SS Table with Right Sink and 6" Backsplash	1177 lb.	484 lb.	67.3 lb. / 30.5 kg.	30" x 60" x 34" (40" H with 6" backsplash)
43239	30" x 72" All SS Table with Left Sink and 6" Backsplash	1221 lb.	506 lb.	77.7 lb. / 35.24 kg.	30" x 72" x 34" (40" H with 6" backsplash)
43240	30" x 72" All SS Table with Right Sink and 6" Backsplash	1221 lb.	506 lb.	77.7 lb. / 35.24 kg.	30" x 72" x 34" (40" H with 6" backsplash)

STAINLESS STEEL TABLES WITH SINKS AND GALVANIZED LEGS

FEATURES

- 18 Gauge galvanized undershelf and hat channel
- Galvanized leg and socket; plastic steel bullet foot
- Aluminum corner bracket on undershelf
- 3.5" drain basket included & Low lead deck-mounted faucet included



Item	Description	Load Capacity	Undershelf Capacity	Weight	Dimensions
43241	30" x 60" SS Table with Left Sink and 6" Backsplash	1150 lb. / 521.6 kg.	460 lb. / 208.65 kg.	66 lb. / 30 kg.	30" x 60" x 34" (40" H with 6" backsplash)
43242	30" x 60" SS Table with Right Sink and 6" Backsplash	1150 lb. / 521.6 kg.	460 lb. / 208.65 kg.	66 lb. / 30 kg.	30" x 60" x 34" (40" H with 6" backsplash)
43243	30" x 72" SS Table with Left Sink and 6" Backsplash	1200 lb. / 544 kg.	480 lb. / 218 kg.	76 lb. / 35 kg.	30" x 72" x 34" (40" H with 6" backsplash)
43244	30" x 72" SS Table with Right Sink and 6" Backsplash	1200 lb. / 544 kg.	480 lb. / 218 kg.	76 lb. / 35 kg.	30" x 72" x 34" (40" H with 6" backsplash)

*Not compatible with worktables with sinks

DRAWERS FOR 24" & 30" DEPTH WORKTABLES



FEATURES

- 20 Gauge. 430 Stainless steel drawer and frame
- 16 Gauge. 430 Stainless steel clip



closed



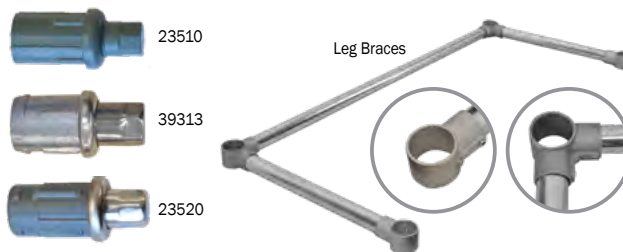
open

Item	24578	24579
Description	20" x 16" x 4" Stainless Steel Drawers for 24" Depth worktable	20" x 16" x 4" Stainless Steel Drawers for 30" Depth worktable
Dimensions	Overall Size: 21" x 17" x 6", Bracket Length: 20.5"	Overall Size: 21" x 17" x 6", Bracket Length: 25.25"

WORKTABLES ACCESSORIES

BULLET FEET FOR WORKTABLES

Item	Description
23510	Plastic Bullet Foot
39313	Stainless Steel Bullet Foot
23520	Bullet Foot- Plastic Inside Stainless Steel Outside



Leg Braces

LEG BRACES FOR WORKTABLES Allows removal of undershelf to convert into sitting table.

Item	Description
38035	Galvanized leg brace for work table 24" x 48"
38036	Galvanized leg brace for work table 24" x 60"
38037	Galvanized leg brace for work table 24" x 72"
39033	Galvanized leg brace for work table 24" x 84"
39034	Galvanized leg brace for work table 24" x 96"

Item	Description
39384	Galvanized leg brace for work table 30" x 48"
39385	Galvanized leg brace for work table 30" x 60"
39386	Galvanized leg brace for work table 30" x 72"
39387	Galvanized leg brace for work table 30" x 84"
39388	Galvanized leg brace for work table 30" x 96"

WORKTABLES WITH CABINET AND SLIDING DOOR



FEATURES

- 16 Gauge, 430 Stainless Steel body, legs and bullet feet
- Enclosed cabinet with sliding doors



Worktable With Cabinet And Sliding Door



Worktable With Backsplash, Cabinet And Sliding Door

WORKTABLE WITH CABINET AND SLIDING DOOR

Item	Description	Height	Gross Weight	Gross Dimensions
44186	24" x 48" Stainless Steel Worktable With Cabinets and Sliding Doors	36"	147 lb.	25" x 31" x 50"
44187	24" x 60" Stainless Steel Worktable With Cabinets and Sliding Doors	36"	177 lb.	25" x 31" x 62"
44188	24" x 72" Stainless Steel Worktable With Cabinets and Sliding Door	36"	207 lb.	25" x 31" x 74"
44192	30" x 48" Stainless Steel Worktable With Cabinets and Sliding Door	36"	168 lb.	31" x 31" x 50"
44193	30" x 60" Stainless Steel Worktable With Cabinets and Sliding Doors	36"	199 lb.	31" x 31" x 62"
44194	30" x 72" Stainless Steel Worktable With Cabinets and Sliding Doors	36"	230 lb.	31" x 31" x 74"

WORKTABLE WITH CABINET AND SLIDING DOOR

Item	Description	Height	Gross Weight	Gross Dimensions
43480	24" x 48" Stainless Steel Worktable with backsplash, cabinet and sliding doors	36" + 6" Backsplash height	154 lb.	25" x 37" x 49"
43481	24" x 60" Stainless Steel Worktable with backsplash, cabinet and sliding doors	36" + 6" Backsplash height	186 lb.	25" x 37" x 61"
43482	24" x 72" Stainless Steel Worktable with backsplash, cabinet and sliding doors	36" + 6" Backsplash height	217 lb.	25" x 37" x 73"
45281	30" x 48" Stainless Steel Worktable with backsplash, cabinet and sliding doors	36" + 6" Backsplash height	182 lb.	48" x 30" x 36"
45282	30" x 60" Stainless Steel Worktable with backsplash, cabinet and sliding doors	36" + 6" Backsplash height	252 lb.	61" x 43" x 35"
45283	30" x 72" Stainless Steel Worktable with backsplash, cabinet and sliding doors	36" + 6" Backsplash height	307 lb.	73" x 42" x 36"

WORKTABLES WITH CABINET, SLIDING DOOR AND DRAWER



FEATURES

- 16 Gauge, 430 Stainless Steel body, legs and bullet feet
- Enclosed cabinet with sliding doors



Worktable With Cabinet, Sliding Door And Drawer



Worktable With Cabinet, Backsplash, Sliding Door And Drawer

WORKTABLE WITH CABINET, SLIDING DOOR AND DRAWER

Item	Description	Height	Gross Weight	Gross Dimensions
44189	24" x 48" Stainless Steel Worktable With Cabinets, Sliding doors And Drawers	36"	180 lb.	25" x 31" x 50"
44190	24" x 60" Stainless Steel Worktable With Cabinets, Sliding doors And Drawers And Drawers	36"	210 lb.	25" x 31" x 62"
44191	24" x 72" Stainless Steel Worktable With Cabinets, Sliding doors And Drawers And Drawers	36"	240 lb.	25" x 31" x 74"
44195	30" x 48" Stainless Steel Worktable With Cabinets, Sliding doors And Drawers And Drawers	36"	210 lb.	31" x 31" x 50"
44196	30" x 60" Stainless Steel Worktable With Cabinets, Sliding doors And Drawers And Drawers	36"	232 lb.	31" x 31" x 62"
44197	30" x 72" Stainless Steel Worktable With Cabinets, Sliding doors And Drawers And Drawers	36"	263 lb.	31" x 31" x 74"

WORKTABLE WITH BACKSPLASH, CABINET, SLIDING DOOR AND DRAWER

Item	Description	Height	Gross Weight	Gross Dimensions
43483	24" x 48" Stainless Steel Worktable With Backsplash, Cabinets, Sliding doors And Drawers	36" + 6" Backsplash height	188 lb.	25" x 37" x 49"
43484	24" x 60" Stainless Steel Worktable With Backsplash, Cabinets, Sliding doors And Drawers	36" + 6" Backsplash height	220 lb.	25" x 37" x 61"
43485	24" x 72" Stainless Steel Worktable With Backsplash, Cabinets, Sliding doors And Drawers	36" + 6" Backsplash height	251 lb.	25" x 37" x 73"
45284	30" x 48" Stainless Steel Worktable With Backsplash, Cabinets, Sliding doors And Drawers	36" + 6" Backsplash height	231 lb.	49" x 42" x 36"
45285	30" x 60" Stainless Steel Worktable With Backsplash, Cabinets, Sliding doors And Drawers	36" + 6" Backsplash height	305 lb.	61" x 42" x 36"
45286	30" x 72" Stainless Steel Worktable With Backsplash, Cabinets, Sliding doors And Drawers	36" + 6" Backsplash height	333 lb.	73" x 42" x 32"

KNOCK-DOWN WORKTABLES WITH CABINETS AND FLUSH EDGES



FEATURES

- 18 Gauge Stainless Steel Construction
- 4" backsplash
- Enclosed cabinet with sliding doors



Item	Description	Height	Gross Weight	Gross Dimensions
28639	30" x 48"	34"	124 lb.	32" x 50" x 8"
28640	30" x 60"	34"	145 lb.	32" x 62" x 8"
43721	30" x 72"	34"	159 lb.	73" x 32" x 7"
28642	30" x 48" with Backsplash	34" + 4" Backsplash	124 lb.	50" x 33" x 12"
28643	30" x 60" with Backsplash	34" + 4" Backsplash	145 lb.	62" x 33" x 12"
28644	30" x 72" with Backsplash	34" + 4" Backsplash	167 lb.	74" x 33" x 12"

28642

KNOCK-DOWN WORKTABLES WITH CABINETS AND 3" OVERHANGS



FEATURES

- 18 Gauge Stainless Steel Construction
- 4" backsplash
- Enclosed cabinet with sliding doors



24397

24403

430 STAINLESS STEEL KNOCK-DOWN WORKTABLES WITH CABINETS AND 3" OVERHANGS

Item	Description	Midshelf Capacity	Top Capacity	Undershelf Capacity	Height	Gross Weight	Gross Dimensions
24397	30" x 48"	260 lb. / 117.9 kg.	690 lb. / 313 kg.	420 lb. / 90.5 kg.	34"	118 lb.	50" x 33" x 8"
24398	30" x 60"	270 lb. / 122.5 kg.	750 lb. / 340.2 kg.	440 lb. / 199.6 kg.	34"	140 lb.	62" x 33" x 8"
24399	30" x 72"	280 lb. / 127 kg.	810 lb. / 367.4 kg.	460 lb. / 208.7 kg.	34"	162 lb.	74" x 33" x 8"
24403	30" x 48" with Backsplash	260 lb. / 117.9 kg.	690 lb. / 313 kg.	420 lb. / 90.5 kg.	34" + 4" Backsplash	125 lb.	50" x 33" x 12"
24404	30" x 60" with Backsplash	270 lb. / 122.5 kg.	750 lb. / 340.2 kg.	440 lb. / 199.6 kg.	34" + 4" Backsplash	145 lb.	62" x 33" x 12"
24405	30" x 72" with Backsplash	280 lb. / 127 kg.	810 lb. / 367.4 kg.	460 lb. / 208.7 kg.	34" + 4" Backsplash	167 lb.	74" x 33" x 12"

304 STAINLESS STEEL KNOCK-DOWN WORKTABLES WITH CABINETS AND 3" OVERHANGS

Item	Description	Midshelf Capacity	Top Capacity	Undershelf Capacity	Height	Gross Weight	Gross Dimensions
24400	30" x 48"	260 lb. / 117.9 kg.	690 lb. / 313 kg.	420 lb. / 90.5 kg.	34"	117 lb.	50" x 33" x 8"
24401	30" x 60"	270 lb. / 122.5 kg.	750 lb. / 340.2 kg.	440 lb. / 199.6 kg.	34"	134 lb.	62" x 32" x 8"
24402	30" x 72"	280 lb. / 127 kg.	810 lb. / 367.4 kg.	460 lb. / 208.7 kg.	34"	156 lb.	74" x 32" x 8"
24406	30" x 48" with Backsplash	260 lb. / 117.9 kg.	690 lb. / 313 kg.	420 lb. / 90.5 kg.	34" + 4" Backsplash	122 lb.	49" x 31" x 11"
24407	30" x 60" with Backsplash	270 lb. / 122.5 kg.	750 lb. / 340.2 kg.	440 lb. / 199.6 kg.	34" + 4" Backsplash	140 lb.	62" x 32" x 11"
24408	30" x 72" with Backsplash	280 lb. / 127 kg.	810 lb. / 367.4 kg.	460 lb. / 208.7 kg.	34" + 4" Backsplash	163 lb.	74" x 33" x 11"

Transport

DISH RACK DOLLY/CART

FEATURES

- Designed perfectly for dish racks, heavy-duty trash cans, stack chairs and more
- Constructed with four sturdy 3" swivel casters. Making heavy loads easy to transport in any directions
- Compatible with Omcan's standard size dishwasher racks: Item 37387/ 37388 / 33871

DISH RACK DOLLY

Item	31858	44356
Description	16-Gauge 304 Stainless Steel Dish Rack Cart	Gray Polypropylene Dish Rack Dolly Cart
Load Capacity	661 lb. / 300 kg.	220.5 lb. / 100kg.
Net Dimensions	20" x 20" x 2"	21" x 21" x 7"
Gross Dimensions	22" x 22" x 6"	22" x 24" x 5"



DISH RACK DOLLY WITH HANDLE

Item	44991 + 69086	44356 + 69739
Description	44991 – Dish Rack Dolly 69086 – Handle for Dish Rack Dolly Gray plastic dish rack dolly with stainless steel handle	44356 – Dish Rack Dolly 69739 – Handle for Dish Rack Dolly Heavy-Duty Gray plastic dish rack dolly with stainless steel handle
Load Capacity	132 lb. / 60 kg.	220.5 lb. / 100 kg.
Net Dimensions	21" x 23.6" x 34.6"	21" x 21" x 40"
Gross Dimensions	22" x 22" x 3"	22" x 24" x 5"



POLYPROPYLENE DISH CADDY

FEATURES

- Transport and store plates and dishes
- Designed with rounded corners to prevent damaging walls and furnishings
- The heavy-duty polyethylene construction prevents plates from breaking
- Comes with front swivel casters, large rear wheels, and molded-in handles for superior ergonomics and maneuvering
- The six adjustable column towers allows the caddy to accommodate 240 dishes ranging in size from 4 1/2"-13"
- Vinyl cover included

Item	80922
Description	Polypropylene Dish Caddy with Adjustable Dividers and Vinyl Cove
Capacity	240 Plates
Weight Capacity	551 lb. / 250 kg.
Weight	82.5 lb. / 37.4 kg.
Dimensions	38" x 35.7" x 30"



INSULATED ICE CADDY WITH SLIDING LID



FEATURES

- Keep 125- lb. of ice cold
- Thick layer of Polyurethane foam insulation
- Has wheels for easy mobility.
- Made of high quality polyethylene exterior

Item	80585
Description	Insulated Sliding Ice Caddy, 125-lb. capacity
Dimensions	23" x 31.5" x 29.3"



MOBILE RECEIVING DESK *Assembly required*



FEATURES

- Fabricated in stainless steel and can be wall mounted
- Equipped with a lockable storage compartment, additional bottom storage, and casters
- Built for convenience



43470

13511



Item	43470	13511
Description	Mobile receiving desk with two lockable storage compartment and 4" Dia. casters	24" Stainless Steel Mobile Receiving Desk. Can be wall mounted. Equipped with a lockable storage compartment,
Net Weight	111 lb. / 50 kg.	57 lb. / 26 kg.
Net Dimensions	25" x 23" x 56"	24.25" x 22.50" x 53"
Gross Weight	132 lb. / 60 kg.	60 lb. / 27 kg.
Gross Dimensions	24" x 25" x 59"	25" x 37" x 11"

HOSTESS STATION *Assembly required*

Item	48221
Description	24.5" Black Hostess Station with Shelf & Casters
Net Weight	79 lb. / 36 kg.
Net Dimensions	24.5" x 16.75" x 46.25"
Gross Weight	86 lb. / 39 kg.
Gross Dimensions	24.8" x 5" x 48"

FEATURES

- Attractive black styling
- Adjustable shelf heights
- Expansive storage space and lockable casters



48221

BUSSING CARTS *Assembly Required*



PLASTIC BUSSING CART

Item	24183	43069	18306	47128
Description	Black Plastic	Black Plastic	Gray Plastic	Gray Plastic
Tray Size	16" x 24.75"	19.5" x 31"	16" x 24.75"	31" x 20"
Net Weight	16 lb. / 7.25 kg.	33.5 lb. / 15.2 kg.	16 lb. / 7.25 kg.	29.8 lb. / 13.5 kg.
Net Dimensions	32.5" x 16.25" x 40"	40.75" x 19.5" x 39"	32.5" x 16.25" x 40"	40" x 19" x 37.7"
Gross Weight	19 lb. / 8.6 kg.	37 lb. / 16.8 kg.	19 lb. / 8.6 kg.	32 lb. / 14.5 kg.
Gross Dimensions	28.5" x 17" x 8.5"	36" x 22" x 9.5"	28.5" x 17" x 8.5"	35.2" x 21.9" x 8.9"

Item	43599	43600	47129	47130
Description	Replacement caster without brake for Item 24183 and 18306	Replacement caster with brake for Item 24183 and 18306	Refuse bin for 47128, 24183, 18306, 43069, 13" x 9" x 22"	Flatware bin for 47128, 24183, 18306, 43069, 13" x 9" x 7"

STAINLESS STEEL BUSSING CART

Item	24418	24419	47151
Description	Stainless Steel Bussing Cart	Stainless Steel Bussing Cart	Stainless Steel Bussing Cart
Tray Size	27.25" x 15.75"	31.5" x 17.6"	35.2" x 19.5" x 36.6"
Net Weight	22 lb. / 10 kg.	26 lb. / 11.8 kg.	25.4 lb. / 11.5 kg.
Net Dimensions	29" x 15.75" x 35.4"	35.25" x 17.6" x 34.12"	37.4" x 19.7" x 37.4"
Gross Weight	24 lb. / 11 kg.	28 lb. / 12.7 kg.	27.3 lb. 12.38 kg.
Gross Dimensions	30" x 17" x 6"	33" x 19" x 6"	37.4" x 20.9" x 6.7"

PLATFORM CART *Assembly Required*



Item	13066	24035	45587
Description	Blue Heavy-Duty Platform Cart	Blue Heavy-Duty Platform Cart	Aluminum Stocking Cart
Load Capacity	1200 lb. / 544 kg.	2200 lb. / 998 kg.	661 lb. / 300 kg.
Platform	Smooth	Grilled	Grilled
Net Weight	110 lb. / 50 kg.	176 lb. / 80 kg.	43 lb. / 19.5 kg.
Net Dimensions	48" x 24" x 34.5"	63" x 30" x 35.5"	23" x 48" x 63.25"
Gross Weight	110 lb. / 50 kg.	122 lb. / 55 kg.	44 lb. / 20 kg.
Gross Dimensions	50" x 26" x 8"	61" x 31" x 28"	100" x 46" x 47"



STOCK CARTS *Assembly Required



FEATURES

- Sturdily constructed to endure tough everyday handling.
- Great for supermarkets and various foods service operations.
- Finished for easy cleaning.
- Fully assembled.

Item	13118*	23731	31277*
Description	Stainless Steel With Solid Top	Welded Stainless Steel With Solid Top	All Stainless Steel With Solid Top
Load Capacity	700 lb. / 318 kg.	700 lb. / 318 kg.	500 lb. / 227 kg.
Undershelf	Flat	Flat	Grilled
Net Weight	53 lb. / 24 kg.	53 lb. / 24 kg.	46 lb. / 21 kg.
Net Dimensions	44" x 19" x 41"	44" x 19" x 41"	36" x 18" x 29"



ALL WELDED STOCK CARTS WITH GRILLED TOP



FEATURES

- Sturdily constructed to endure tough everyday handling.
- Great for supermarkets and various foods service operations.
- Finished for easy cleaning.
- Fully assembled.

Item	31433
Description	Powder coated green
Load Capacity	599.75 lb. / 253
Dimensions	39.25" x 19" x 41.25"
Weight	42.25 lb.



ALUMINUM BUN PAN TRUCK

FEATURES

- 5" Casters that allow portability
- Fully assembled

Item	27771
Net Weight	30 lb. / 13.6 kg.
Net Dimensions	Rack: 27" x 17.5" Overall: 27.25" x 19.75" x 32"
Gross Weight	33 lb. / 15 kg.
Gross Dimensions	27" x 20" x 33"



GALVANIZED STOCKING CART

FEATURES

- It's constructed with a hook, pull handle, paper towel holder and cardboard holder.
- The 2 fixed front casters and 2 swivel rear casters swivel easily, allowing the user to push the cart with ease and maneuver in all directions.

Item	45588
Load Capacity	661 lb. / 300 kg.
Net Weight	98 lb. / 44.45 kg.
Net Dimensions	26" x 41" x 69"
Gross Weight	102.7 lb. / 46.6 kg.



UTILITY CARTS *Assembly required*



FEATURES

- Sturdily constructed to endure tough everyday handling
- Shipped knock-down
- Great for supermarkets and various foods service operations
- Middle shelf is sold separately



Item	44679	44680	47152	47153
Description	Utility Cart 16" x 60"	Utility Cart 16" x 48"	Heavy-Duty Utility Cart	Heavy-Duty Utility Cart
Load Capacity	2,500 lb. / 1134 kg.	1,500 lb. / 680 kg.	551.2 lb. / 250 kg.	551.2 lb. / 250 kg.
Net Weight	150 lb. / 68 kg.	132 lb. / 60 kg.	34.2 lb. / 15.5 kg.	49.6 lb. / 22.5 kg.
Net Dimensions	63" x 16" x 61"	51" x 16" x 61"	39.8" x 17.3" x 33"	46" x 25.6" x 33"
Gross Weight	159 lb. / 72 kg.	141 lb. / 64 kg.	36.8 lb. / 16.7 kg.	55.1 lb. / 25 kg.
Gross Dimensions	63.6" x 18" x 9"	54" x 17" x 9"	31.9" x 17.7" x 9"	37.8" x 26.4" x 9"

Item	Description
44681	Optional Top Shelf For Item 44679
44682	Optional Top Shelf For Item 44680
47552	Middle shelf for 47152 – Heavy-Duty Dark Gray Utility Cart
47553	Middle shelf for 47153 – Heavy-Duty Dark Gray Utility Cart



44679 & 44680 with optional top shelf
(Optional Top shelf Sold Separately 44681 / 44682)

UTILITY CART WITH PROTECTIVE BUMPER

FEATURES

- Stainless steel construction
- Protective bumpers on legs and handle
- 4" swivel plate casters included
- safeguard furnishings

Item	44697	44698	44699
Description	27.6" Wide, Welded 18-gauge	30.6" Wide, Welded 18-gauge	39" Wide, Welded 18-gauge
Load Capacity	400 lb. / 181 kg.	500 lb. / 227 kg.	600 lb. / 272 kg.
Shelf Load Capacity	200 lb. / 91 kg.	233 lb. / 106 kg.	250 lb. / 113 kg.
Material	430 Stainless Steel	430 Stainless Steel	430 Stainless Steel
Shelf Size	15.5" x 24"	18" x 27"	21" x 36"
Dimensions	17" x 28" x 27"	20" x 31" x 27"	23" x 40" x 31"
Gross Weight	35 lb.	40.5 lb.	53 lb.



44697

PALLET TRUCK

FEATURES

- Our pallet truck is designed to withstand tough everyday handling. It provides great reliability and dependability. Great for supermarkets and food service operation.

Item	19978
Load Capacity	5511 lb. / 2500 kg.
Steering Wheel	7.9" Dia. x 2" Width
Gross Weight	196 lb. / 89 kg.
Gross Dimensions	63" x 28" x 18"



STAINLESS STEEL ROTO CART

FEATURES

- 3 Fully welded wheels
- Bin size: 27.5"Dia. x 8.25"H with 58L capacity
- Constructed to endure tough everyday handling
- Conveniently and safely transport food products
- Great for various food service operations

Item	43469
Load Capacity	220 lb. / 100 kg.
Steering Wheel	36.5" x 31" x 39.75"
Gross Weight	49 lb. / 22.22 kg.
Gross Dimensions	37" x 34" x 41"



Casters

WIRE SHELF CASTERS

- Industrial casters for wire shelf post. Zinc plated iron body with polypropylene wheel
- Maximum load capacity: 80 kg./176 lb.
- Not recommended for freezers

Item	Size	Brake
14461	5" Dia	Yes
14460	5" Dia	Yes



EQUIPMENT STAND AND TABLE CASTERS

- Black polyurethane wheel for work table
- Iron made frame and bracket
- Compatible for Omcan's equipment stands and knock-down worktable with cabinets
- Maximum load capacity: 80 kg./176 lb.

Item	Size	Brake
14395	5" Dia. x 1.25" thick	Yes



PLATFORM CART CASTERS

- For Item 13066 and 23634
- Made of high quality polypropylene wheel
- Maximum load capacity: 272 kg./600 lb.

Item	Size	Brake
13114	6" Dia. x 2" thick	Fixed
13115	6" Dia. x 2" thick	Rotating



UTILITY CART CASTERS

- #13120 - For items #44679 and #44680
- #13121 - #39247, #23861, #44679 and #44680
- Maximum load capacity: 250 lb. / 113 kg.

Item	Size	Color
13120	4" Dia. x 1.25" thick	Black
13121	8" Dia x 2" thick	Orange



4" & 5" WORKTABLE CASTERS

NEW!

- Compatible for Omcan's equipment stands and knock-down worktable with cabinets
- Maximum load capacity per caster: 176 lb. / 80 kg.

Item	Size	Brake
14395	5" Dia.	Yes
47599	5" Dia.	No



WORKTABLE CASTERS

- For Items: 44189, 44190, 44191, 44195, 44196, 44197, 43483, 43484, 43485, 45284, 45285, 45286, 38029, 38030, 38031, 38032, 38033, 38034
- Maximum load capacity: 110 kg. / 242.5 lb.

Item	Size	Brake
46585	5" Dia.	Yes
46586	5" Dia.	No



STOCK CART CASTERS

- For Item 13118/23731/31277
- Wheel center made of polypropylene
- Mounting plate Dimensions: 3.75" x 2.5"
- Does not come with brakes
- Max. load capacity: 110 kg./242 lb.

Item	Size	Brake
43568	5" Dia. x 1.5" thick	Fixed

- For Item 13067/13118/23731/31277/ 31433
- Mounting plate Dimensions: 4" x 3"
- Does not come with brakes
- Max. load capacity: 113 kg./250 lb.

Item	Size	Brake
13116	5" Dia. x 1.25" thick	Fixed
13117	5" Dia. x 1.25" thick	Rotating

- For Item 13067 / 31433 / (item 43578 also fits item 27771/23775/23776/24223)
- Mounting plate Dimensions: 4" x 3"
- Does not come with brakes
- Max. load capacity: 75 kg./165 lb.

Item	Size	Brake
43577	5" Dia. x 1" thick	Fixed
43578	5" Dia. x 1" thick	Rotating



PAN RACKS / LUG RACKS CASTERS

- Heavy-duty caster for aluminum pan and lug racks
- Made of durable rubber
- Maximum load capacity: 50 kg./110 lb.

Item	Size	Brake
39534	5" Dia. x 1.5" thick	Yes
39533	5" Dia. x 1.5" thick	No



- Medium-duty caster for stainless Steel pan and lug racks
- Center is made of polypropylene
- Caster- 4 pc./Set.
- Maximum load capacity: 120 kg./264 lb.

Item	Size	Brake
28637	5" Dia. x 1.25" thick	2 with brake, 2 without

- For Item 13493/13495/13498/18315
- Bun Rack Caster- 4 pc./set,
- Maximum load capacity: 50 kg./110 lb.



Warewashing & Grease Traps

GLASS POLISHER



FEATURES

- Light and compact; easy to move
- Suitable for all kinds of round glassware
- Easy and convenient operation of the switch control
- Polishes up to 330 glasses per hour; accommodates most types of glassware
- No polishing liquid required

Item	44516
Model	GP-CN-0005
Description	Heavy duty stainless steel glass polisher. 5 washable rotating polishing brushes included.
Power	1350 W / 1.8 hp
Electrical	120V / 60Hz / 1Ph
Weight	33 lb. / 15 kg.
Dimensions	13.38" x 12" x 20"



UNDERCOUNTER HIGH TEMPERATURE DISHWASHER



FEATURES

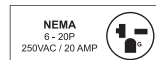
- Double skin door
- Door opening: 14" / 360 mm
- Washing pump: IP44
- Standard tank and boiler thermometer
- Standard draining and detergent pump
- Standard rinsing thermo detector
- 3 washing cycles
- Proof rinse ensures proper sanitized rinse cycle temperature
- Low maintenance, heavy duty, all corrosion resistant, 304 SS
- Thermal protection for wash and tank booster

Item	46798	Basket Size	20" x 20"
Model	CD-GR-0500	Water Line Requirements	.75" Hose supplied
Capacity	Booster tank: 6L, Wash tank: 35L	Drain Line	1.1" Hose supplied
Power	3600 W	Door Clearance	14"
Electrical	208-240V / 60Hz / 1Ph	Net Weight	121 lb. / 55 kg.
Amps	16 A	Net Dimensions	23" x 24" x 32"
Heating Element	Booster tank: 3,000 W, Wash tank: 2,800 W	Gross Weight	132 lb. / 60 kg.
Wash Pump	0.75 hp	Gross Dimensions	24" x 27" x 39"



46798

UPRIGHT HIGH TEMPERATURE DISHWASHER



FEATURES

- Automatic fill, and drain pump
- Self-cleaning mode, and self-diagnostic mode
- Built-in boost heater, and chemical pumps
- Washing pump: IP44
- Guarantee rinse temperature
- 3 washing programs available
- Easy access for maintenance
- Durable inox construction
- Standard pressure reducer valve (PRV)
- Standard back cover

Item	46797	Basket Size	20" x 20"
Model	CD-GR-1500	Water Line Requirements	0.75" House supplied
Capacity	Booster tank: 7.4L, Wash tank: 68L	Drain Line	1.38" House supplied
Power	8,200 W	Door Clearance	16"
Electrical	208-240V/60Hz/1Ph	Net Weight	245 lb. / 111 kg.
Amps	46 A	Net Dimensions	30" x 36" x 57"
Heating Element	Booster Tank; 7,500 W, Wash Tank; 6,000 W	Gross Weight	284 lbs/ 129 kg
Wash Pump	1.5 hp	Gross Dimensions	30" x 35" x 57"



closed

opened

Dish Rack Dollies on page 189




DISHWASHER RACKS

Item	Description	Dimensions
37387	Full Flat Rack, Gray Plastic	19.37" x 19.37" x 4"
37388	Full Bun Rack, Gray Plastic	19.37" x 19.37" x 4"
33871	9x9 Peg Rack, Gray Plastic	19.37" x 19.37" x 4"



GLASS RACKS

Item	Description	Dimensions
43501	16-Compartment Glass Rack	19.7" x 19.7" x 4"
43502	25-Compartment Glass Rack	19.7" x 19.7" x 4"
43503	36-Compartment Glass Rack	19.7" x 19.7" x 4"



EXTENDER

Item	Description	Dimensions
33872	16-Cup Extender	19.37" x 19.37" x 1.75"
33873	25-Cup Extender	19.37" x 19.37" x 1.75"
37876	36-Cup Extender	19.37" x 19.37" x 1.75"
43504	Open Rack Extender	19.7" x 19.7" x 1.75"



CUTLERY BASKET

Item	Description	Dimensions
43506	8-Compartment Cutlery Basket Without Handle	16.8" x 10" x 6"

STANDARD BUS BOX AND COVER

(temperature tolerance of -30 to 120°C / -22 to 248°F)



Item	Description	Dimensions	Quantity/Case (pcs.)
80892	Standard White Bus Box	21.5" x 15.5" x 5"	12
80624	Standard Gray Bus Box	21.5" x 15.5" x 5"	12
81000	Standard Black Bus Box	21.5" x 15.5" x 5"	12
80894	Standard White Bus Box	21.5" x 15.5" x 7"	12
80893	Standard Gray Bus Box	21.5" x 15.5" x 7"	12
80623	Standard Black Bus Box	21.5" x 15.5" x 7"	12
80895	White Cover for 80892 & 80894	23" x 16" x 1"	12
80625	Gray Cover for 80624 & 80893	23" x 16" x 1"	12
80626	Black Cover for 81000 & 80623	23" x 16" x 1"	12



GREASE TRAPS

FEATURES

- 11 gauge cold rolled steel with a oven-cured and acid-resistant baked gray epoxy coating

Item	46560	46517	46561
Grease Capacity	8 lb.	40 lb.	100 lb.
Flow Rate (Gallons Per Minute)	4 GPM	20 GPM	50 GPM
Thread Inlet and Outlet Size	2"	3"	4"
Dimensions	16" x 10" x 11"	24" x 18.9" x 13"	27.6" x 24.5" x 21.4"





09

Food Equipment

Beverage Dispensers & Equipment

ICE COOLED JUICE DISPENSERS



FEATURES

- Perfect self-serve drink stations for any catered events
- Attractively designed dispensers
- Removable stainless steel ice-holding cylinder

	Single	Dual	Triple
Item	19478	19479	19480
Liquid Capacity	8 QT	16 QT	24 QT
Net Weight	8.8 lb. / 13 lb.	18.4 lb. / 8.3 kg.	28.16 lb. / 13 kg.
Net Dimensions	15.4" x 11" x 21.7"	23.6" x 15" x 21.7"	35.4" x 15" x 21.7"
Gross Weight	13 lb. / 6 kg.	25 lb. / 11.33 kg.	35 lb. / 16 kg.
Gross Dimensions	16" x 12" x 21"	24" x 16" x 21"	35" x 16" x 21"



HOT CHOCOLATE DISPENSER



FEATURES

- Bain-marie heating system with a wide controlled range of temperature 30 to 100° C / 82 to 212°F
- Thermostat for adjusting temperature as required
- Continuous stirring maintains a perfect, lump-free consistency
- Special anti-clogging faucet
- 304 Stainless Steel boiler with thermal protector
- Comes with removable food-grade high density poly carbonate bowl
- Dip tray with float indicator warning when full

Item	39482	31840
Model	DI-CN-0005	DI-CN-0010
Capacity	5L	10L
Power	1000 W	1000 W
Electrical	110V / 60Hz / 1Ph	110V / 60Hz / 1Ph
Net Weight	15 lb. / 6.8 kg.	16.5 lb. / 21 lb.
Net Dimensions	16.14" x 11" x 18.3"	16.14" x 11" x 22.8"
Gross Weight	20 lb. / 9 kg.	21 / 9.5 kg.
Gross Dimensions	15" x 15" x 21"	15" x 15" x 26"



12L DOUBLE SLUSH MACHINE



FEATURES

- On/off switch for refrigeration, and rotating auger, independently controlled
- Adjustable thermostat to change from slushy to chilled drink mode
- Front made from stainless steel, with illuminated top lenses
- Total of 24L capacity, each bowl capacity is 12L

Item	47082
Model	DI-CN-0024-X
Power	580 W
Amps	5.5 A
Electrical	115V / 60Hz / 1Ph
Capacity	12 L (x2) 3.2 Gallons
Temperature	-2°C 28.4°F
Refrigerant	R404A
Net Weight	101.4 lb. / 46 kg.
Gross Weight	119.1 lb. / 56 kg.
Net Dimensions	15.7" x 18.9" x 33.9"
Gross Dimensions	19.3" x 22.4" x 34.3"



WATER BOILERS



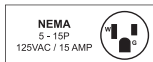
FEATURES

- Brushed finished stainless steel construction
- Double wall structure
- Non-drip chrome-coated water faucet
- Easy-to-read water gauge indicator
- Non-slip rubber feet
- Keep temperature up at 94°C / 201°F

	7.2L Capacity	14.5L Capacity
Item	43463	43142
Model	WB-CN-0049	WB-CN-0098
Capacity	7.2L / 1.96 Gal	14.5L / 3.83 Gal
Cup (5 Oz.) Per Hour	49	98
Temperature	94°C / 201°F	94°C / 201°F
Power	1,300 W	1,500 W
Amps	11.8 A	13.6 A
Electrical	110V / 60Hz / 1Ph	110V / 60Hz / 1Ph
Net Weight	5.47 lb. / 2.5 kg.	8 lb. / 3.6 kg.
Net Dimensions	8.66" (Dia.) x 17.32"(H)	10.63" (Dia.) x 20.27"(H)
Gross Weight	8.44 lb. / 3.8 kg.	12 lb. / 5.4 kg.
Gross Dimensions	11.81" x 11.81" x 19.29"	13.40" x 13.40" x 22.24"



COFFEE PERCOLATORS



FEATURES

- Ideal for banquet halls, caterers, hotels, and restaurants
- Consistently produces hot coffee
- Locking lid with heat-resistant ergonomic handles for easy handling
- Brushed finished stainless steel construction
- Double wall structure
- Non-drip water faucet
- Easy-to-read water gauge indicator
- Non-slip rubber feet
- Coffee filter included
- Easy to clean



	6.3L Capacity	9.6L Capacity	13.2L Capacity
Item	43139	43462	43140
Model	CM-CN-0043	CM-CN-0065	CM-CN-0089
Capacity	6.3L / 1.66 Gal	9.6L / 2.53 Gal	13.2L / 3.5 Gal
Cup (5 Oz.) Per Hour	43	65	89
Time Required To Make Max. Quantity	32 Minutes	31 Minutes	43 Minutes
Power	950 W	1,500 W	1,500 W
Amps	8.6 A	13.6 A	13.6 A
Electrical	110V / 60Hz / 1Ph	110V / 60Hz / 1Ph	110V / 60Hz / 1Ph
Net Weight	3 kg. / 6 lb.	3.9 kg. / 8.6 lb.	4.42 kg. / 9.7 lb.
Net Dimensions	8.7" (Dia.) x 17" (H)	10.6"(Dia.) x 17.52"(H)	10.6"(Dia.) x 20"(H)
Gross Weight	4.39 kg. / 9.7 lb.	5 kg. / 11 lb.	6 kg. / 13 lb.
Gross Dimensions	11.8" x 11.8" x 19"	14" x 14" x 20"	14" x 14" x 22"

Blenders, Shakers & Mixers

SANTOS DRINK MIXER/ELECTRIC SHAKER



FEATURES

Ideal to make milk shakes, cappuccino cream, smoothies, ice cream drinks

This drink mixer is a long lasting equipment for professional users with:

- A speed variation from 8000 to 16000 RPM
- A heavy duty and silent motor
- Automatic motor activation with bowl detection

It is provided with:

- 2 bowls (0.675L/24fl oz) - 1 stainless steel bowl and 1 plastic bowl
- 3 removable agitators (by simple screwing/unscrewing on the spindle):
 - »1 universal spherical agitator for all beverages
 - »1 rubber agitator for creamy beverages
 - »1 winged deep agitator for frozen coffee

3 REMOVABLE AGITATORS

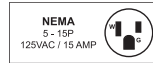


Item	44634
Model	Santos 54
RPM	8,000 to 16,000 RPM
Power	250 W
Electrical	120V / 60Hz / 1Ph
Net Weight	12.7 lb. / 5.75 kg.
Net Dimensions	7.5" x 7.5" x 20"
Gross Weight	14 lb. / 6.5 kg.
Gross Dimensions	8.5" x 9.6" x 23.5"



(1) Stainless steel bowl and (1) plastic bowl are included

STAINLESS STEEL MILKSHAKE MIXER



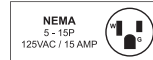
FEATURES

- High power industrial motor, special cup for effortless mixing
- Suitable for commercial and domestic use
- Blending for powdered milk, sugar, pure milk, coffee, etc.
- High quality durable blades
- ON/OFF switch for easy operation
- High quality durable blades

Item	48889
Model	BL-CN-0750-B
Cup Capacity	0.95L / 1 QT
Power	0.54 hp / 400 W
Electrical	110V / 60Hz / 1Ph
Net Weight	9.5 lb. / 4.3 kg.
Net Dimensions	6.7" x 7.7" x 19.3"
Gross Weight	10 lb. / 4.5 kg.
Gross Dimensions	10.5" x 8.7" x 21.7"



STAINLESS STEEL MILKSHAKE MIXER



FEATURES

- High power industrial motor, special cup for effortless mixing
- Suitable for commercial and domestic use
- Blending for powdered milk, sugar, pure milk, coffee, etc.
- High quality durable blades
- ON/OFF switch for easy operation
- High quality durable blades

Item	39453
Model	BL-CN-0001
Cup Capacity	0.6L / 0.63 QT
Power	0.54 hp / 400 W
Electrical	110V / 60Hz / 1Ph
Net Weight	14.3 lb. / 6.50 kg.
Net Dimensions	8.2" x 6.2" x 19.7"
Gross Weight	16 lb. / 7.25 kg.
Gross Dimensions	8" x 8" x 22"



STAINLESS STEEL MILKSHAKE BLENDER WITH SINGLE SPINDLE



FEATURES

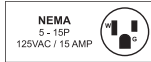
- Antimagnetic stainless steel body
- Autonomous engine cooling system
- Stainless steel glass
- Stainless steel shaft – 11mm
- Double place for the glass
- Polycarbonate propeller – propeller with 2 steps
- Double waterproof switch (IP65) -2 speeds automatic switch
- 3 kg. weight on the base for the perfect balance
- glass seat made of high hardness plastic (PA6.6)
- Double electrostatic coating with black varnish finish

Item	47459
Model	BL-GR-0450A
Speed	10,000 - 20,000 rpm
Switch 1	Double On/Off 16A
Switch 2	Micro 16A
Maximum cycle of operation	5 mins
Power	350 W
Electrical	110 V / 60 Hz
Malt Cup	900 ml
Net Weight	11 lb. / 5 kg.
Net Dimensions	7.4" x 6.1" x 18.3" / 188 x 155 x 465 mm



47459

TABLE TOP BLENDER



FEATURES

- Equipped with a powerful motor and stainless steel blades for effective blending
- Control panel allows for variable speed and pulse control
- Equipped with Amps protector, thermal protector for motor, and reset button

Item	23997
Model	BL-CN-0002-B
Jug Capacity	2 L
Endurance Of Container	-40°C ~ 180°C
RPM	16,000 - 29,000
Power	2 hp / 1,490 W
Electrical	110V / 60Hz / 1Ph
Net Weight	10.56 lb. / 4.80 kg.
Net Dimensions	8.75" x 7.50" x 20.25"
Gross Weight	12 lb. / 5.4 kg.
Gross Dimensions	12" x 18" x 14"



23997

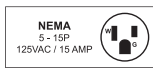
26137

23504

OPTIONAL ITEMS FOR 23997 *Compatible with Vitamix™*

Item	23504	26137
Description	16.5" x 10" x 22.5" Noise reduction cover for blender	6.75" x 7.25" x 11.75" Jug set for blender 23997, 2L Capacity

BRUSHLESS BLENDER



FEATURES

- Touchpad controlled blender is one of the quietest blender in the market
- Thanks to its powerful brushless motor and titanium coated blades, it crushes ingredients fast and effortlessly
- 8 pre-programmed settings to cover most kitchen tasks
- Comes equipped with a durable FDA approved and BPA-free jar ensuring safety and toxic-free



Titanium Coated Blades



Advance Vortex Technology



German Bearing Technology



Pre-Programmed Settings



43071

Item	43071
Model	BL-CN-1000
Jug Capacity	2L
RPM	3000-15000 RPM
Power	1.3 hp / 1000 W
Electrical	110V / 60Hz / 1Ph
Net Weight	15.4 lb. / 7 kg.
Net Dimensions	8.85" x 8.2" x 19.68"
Gross Weight	16 lb. / 7.27 kg.
Gross Dimensions	18.8" x 13.38" x 13.38"



Orange you glad we carry Zumoval?

Did you know that Zumoval is the strongest and most reliable juicers on the market? All machines are equipped with gears and shafts that are made of steel, body of aluminum and the motor is 0.75 hp

[VIEW OUR PRODUCTS ON PAGE 217](#)

SANTOS #62 BRUSHLESS BLENDER



Blender for smoothies and iced drinks. You can make any kind of cocktail, smoothie, fruit juice, milkshake, granita and iced coffee frappe with the blender #62, thanks to its 30 pre-programmed recipes. Ideal appliance for juice bars, fast food and coffee shops.

FEATURES

PERFORMANCE

- Brushless motor: low consumption, high performance (8N.m)
- Tin coated blade: high resistance, adapted to intensive use
- It crushes hard ice cubes and frozen fruits in a few seconds
- Obtain the perfect drink thanks to the various pre-programmed recipes

SIMPLICITY

- Ease of use: Touchpad control panel with LCD display
- 6 programmable buttons 30 pre-programmed recipes + possibility to create its own recipes (free software + USB port)
- Easy cleaning: Removable sound enclosure, pad and jar
- Stackable jars, graduated in milliliters and ounces, adapted to right-handers and left-handers
- Easy to fit into a counter: simple and quick dismantling of the base.
- Easy maintenance: each part of the jar can be dismantled (including the blade)

SILENCE

- Silent brushless motor
- New removable sound enclosure reducing significantly the noise level
- Sound reducing pad



Easily fits into a counter



Stackable jars



Touchpad control panel



Tin coated blade

Item	39703
Model	SANTOS 62
Capacity	81 oz / 2.4 L
RPM	2500 - 15000
Maximum Power	4 hp / 3,000 W
Nominal Power	1.3 hp / 1,000 W
Amps	8A
Electrical	120V / 60Hz / 1Ph
Net Weight	21 lb. / 9.4 kg.
Net Dimensions	10" x 8" x 17"
Gross Weight	23 lb. / 10.4 kg.
Gross Dimensions	13 x 10" x 20"

Bubble Tea Equipment

BUBBLE TEA LIQUID FRUCTOSE DISPENSER



FEATURES

- Add the perfect amount of liquid fructose to your drinks
- Auto blade-washing, making it easier to clean
- 16 selection buttons.

Item	44645	Electrical	110V / 60Hz / 1Ph
Model	DI-CN-0099	Net Weight	22 lb. / 10 kg.
Capacity	0.35 cu.ft. / 10 L	Net Dimensions	10" x 10" x 16.5"
Power	150 W	Gross Weight	26.5 lb. / 12 kg.
Amps	1.4 A	Gross Dimensions	17.3" x 14.8" x 20.1"



44645

DRINK SHAKING MACHINE WITH DOUBLE CUP HOLDERS



FEATURES

- Made of stainless steel
- Shake up to two drinks in 500 - 700 mL shakers at the same time

Item	47110	Electrical	110V / 60Hz / 1Ph
Model	FP-CN-0200	Net Weight	41.9 lb. / 19 kg.
Capacity	2 Cups with 500-700 mL each	Net Dimensions	11.8" x 14.2" x 16.5"
Power	60 W	Gross Weight	46.3 lb. / 21 kg.
Amps	0.5 A	Gross Dimensions	16.7" x 15.7" x 18.1"



47110

AUTOMATIC DRINK SEALING MACHINE *Sealing Tape sold separately 47486*



FEATURES

- Perfect machine to seal your bubble tea and other drinks
- Ideal for sealing Paper cup, PP, PE, PLA cups
(For the cups of PE and PLA, you should use the same material film)

Item	44644	Electrical	110V / 60Hz / 1Ph
Model	SE-CN-0095	Net Weight	55 lb. / 25 kg.
Cup Size	3.7" / 95 mm	Net Dimensions	12.8" x 13.8" x 23.3"
Power	120 W	Gross Weight	59.5 lb. / 27 kg.
Amps	1 A	Gross Dimensions	19.9" x 14.8" x 27"



44644

PLASTIC SEALING FILM FOR PLASTIC CUP AND PAPER CUP



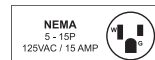
Item	47486
Description	For Plastic and Paper Cup sealing for item 44644
Roll Capacity	2000 sheets (4lb. / 1.8 kg.)
Temperature	Machine Temperature 165-170, Water Temperature below 70



47486

Coffee Grinders & Makers

SANTOS COFFEE SHOP GRINDER *Internationally Patented model*



FEATURES

Silence, exceptional output Turkish coffee

The coffee shop grinder #63 is the ideal appliance for all stores which distribute large quantities of ground coffee: coffee shops, supermarkets and roasting establishments.

Fast, precise and reliable, it makes a quality grinding thanks to its precise setting and its Ø120mm grinding discs, designed and manufactured by Santos. perfect to make Turkish coffee.

Powerful exceptional performance

- Powerful asynchronous motor, very silent
- Extremely fast, the grinder #63 has a max output of 120kg./h
- Sturdy product, adapted to intensive use

Precision and quality grinding

- Santos manufactures its own grinding discs to give you a perfect, constant and fine grinding (no burnt coffee effect)
- Equipped with triple cut grinding discs (Ø 120mm) that can be resharpened
- Very precise micrometric setting of the grinding fineness
- Makes Turkish coffee: 36kg./h

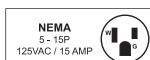
Comfort of use

- Accepts all kinds of bags: from 250g to 1kg.
- Extremely silent for a great comfort of use
- Display of instructions on how to use the grinder, ideal for self-service use

Item	44636
Model	Santos 63
Output	Up to 120 kg./hour
Power	500 W
Electrical	120V / 60Hz / 1Ph
Net Weight	88 lb. / 40 kg.
Net Dimensions	11" x 13" x 27"
Gross Weight	108 lb. / 49 kg.
Gross Dimensions	20" x 26" x 35"



SANTOS #55 AUTOMATIC ESPRESSO COFFEE GRINDER



FEATURES

Powerful and reliable

- Powerful asynchronous motor for intensive use, very silent
- Sturdy product with aluminum body
- Very efficient and quick: one dose of coffee dispensed in less than a second

Quality grinding

- Fresh ground coffee: no dispenser, coffee beans are ground on demand and dispensed directly into the filter holder
- Santos manufactures its own grinding discs to give you a perfect grinding, constant and fine

Easy to use

- 3 tampers (Ø 53mm, Ø 55mm, Ø 57mm) are delivered with the product for all sizes of filter holders
- Fully automatic: the exact dose of coffee is dispensed automatically when the filter holder is detected
- Simply adjust the grinding and dosing, and visualize the number of doses distributed thanks to the counter

Item	44637
Model	Santos 55
Output	25 kg. / hour
RPM	2800 to 3500 RPM
Power	800 W
Electrical	120V / 60Hz / 1Ph
Net Weight	33 lb. / 15 kg.
Net Dimensions	8" x 16" x 23"
Gross Weight	37 lb. / 16.8 kg.
Gross Dimensions	18" x 10" x 26"



SANTOS #40 SILENT ESPRESSO COFFEE GRINDER

Internationally Patented model



FEATURES

- Ideal appliance for bars, hotels, restaurants who would like to serve a high quality espresso.
- This compact and silent grinder guarantees a fresh ground coffee with all its flavours. it stands beside the traditional 1,2, or 3 groups espresso machines.

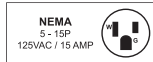
The high precision portion dispenser offers multiple advantages:

- The coffee dose dispensed can be easily adjusted from 6.5 to 9g by turning the button
- The amount of coffee in the portion dispenser is constant, refilled automatically after dispensing (automatism starts and stops the motor)
- One action on the handle gives a precise dose for one espresso.



Item	44638
Model	Santos 40
Output	8 kg./hour
Power	310 W
Electrical	120V / 60Hz / 1Ph
Net Weight	30 lb. / 14 kg.
Net Dimensions	8" x 16" x 23"
Gross Weight	15.5 kg. / 34 lb.
Gross Dimensions	10" x 18" x 26"

COFFEE MAKERS



FEATURES


- Stainless steel construction
- Triple safety protection
- Manual on/off switch
- Includes brewing indicator
- (Item 44315) Two warming plates with nano-meterceramic coating for top and base included



	With 2 Glass Decanters	With Air pot	With Thermal Carafe
Item	44313	44314	44315
Model	CM-CN-0002-D	CM-CN-0002-A	CM-CN-0002-T
Tank Capacity	2.2L with glass decanter (1.8Lx2)	2-liter air pot	2-liter thermal carafe
Cups Per Hour	Up to 100 cups per hour	Up to 100 cups per hour	Up to 100 cups per hour
Brewing Time	5 minutes per jug	5 minutes per jug	5 minutes per jug
Brewing Temperature	93-96°C / 199.4-204.8°F	93-96°C / 199.4-204.8°F	93-96°C / 199.4-204.8°F
Power	1,650 W	1,450 W	1,450 W
Electrical	120V / 60Hz	120V / 60Hz	120V / 60Hz
Net Weight	14.3 lb. / 6.5 kg.	14.6 lb. / 6.6 kg.	18.7 lb. / 8.5 kg.
Net Dimensions	14.37" x 7.67" x 17.5"	14.37" x 7.67" x 17.5"	14.37" x 7.67" x 18.5"
Gross Weight	17.4 lb. / 7.9 kg.	16.9 lb. / 7.7 kg.	21.4 lb. / 10 kg.
Gross Dimensions	18" x 9.4" x 19.7"	20" x 11" x 25"	18.3" x 9.8" x 20"
Optional Item	Replacement glass decanter (Item 69224)	Replacement air pot (Item 69587)	Replacement thermal carafe (Item 40565)

Ice Shavers & Crushers

COMMERCIAL ELECTRIC TABLETOP ICE SHAVER WITH 250W / 0.33 HP



FEATURES

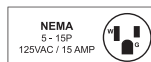
- Lid safety switch – Prevents the machine from operating while open
- Easy cleaning – Accessible top cover
- Lock construction between top cover with the body, no tool in need for maintenance
- Adjustment knob – Allows the user to change the texture of the shaved ice from fine to coarse
- Unique construction to ensure the cube won't shave out
- Drain in all directions with versatile pipe
- Drip pan – To prevent spillage
- With safety switch.
- Super large ice storage
- Stainless steel knife bowl, stainless steel blade

Item	47467
Model	IC-CN-0050
Hoper Capacity	3.3 lb. / 1.5 kg.
Production Rating	264.6 lb. / 120 kg. per hour
Rotary Component	Aluminum Alloy
RPM	320 RPM
Power	250 W / 0.33 hp
Amps	2.3 A
Electrical	110V / 60Hz / 1Ph
Net Dimensions	11.4" x 15.4" x 16.9"
Gross Dimensions	17.7" x 13.1" x 18.9"



47467

COMMERCIAL STAINLESS STEEL TABLETOP ICE SHAVER



FEATURES

- Double blades crush the ice with more fineness and fast.
- Easy cleaning and operating.
- Unique construction to ensure the cube won't shave out
- Stainless steel knife bowl, stainless steel blade.

Item	47468
Model	IC-CN-1450-E
Production Rating	176.4 lb. / 80 kg. per hour
Number Of Blades	2
RPM	1450 RPM
Power	300 W / 0.4 hp
Amps	2.7A
Electrical	110V/ 60Hz / 1Ph
Net Weight	11 lb. / 5 kg.
Net Dimensions	14.6" x 6.7" x 11.8"
Gross Weight	12 lb. / 5.5 kg.
Gross Dimensions	16.7 x 8" x 12"



47468

ADJUSTABLE ICE SHAVER WITH COLLECTOR



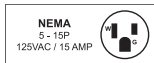
FEATURES

- Producing ice pieces in various sizes, as well as the finely crushed ice for traditional Italian “granita”
- Pays very close attention to operator safety with the addition of a safety microswitch on the feed throat and on the streamlined ice container
- Quality is guaranteed by the large sized throat in anodized aluminum, stainless steel small parts and components the structure in aluminum and steel

Item	17137
Model	IC-IT-0002
Bowl Capacity	2 L
Crushed Ice Max. Thickness	10 mm
Motor	12,000 RPM
Blade speed	1500 RPM
Power	0.30 hp / 350 W
Electrical	110V / 60Hz / 1Ph
Net Weight	18.5 lb. / 8.41 kg.
Net Dimensions	18.30" x 8.25" x 11.61"
Gross Weight	21 lb. / 9.55 kg.
Gross Dimensions	21" x 11" x 12"



SNO-CONE ICE MACHINE



FEATURES

- Great for carnivals, concessions and events
- Durable and easy to use, with a stainless steel hopper, easy handle, and a large acrylic box
- Creating up to 180kg. of ice an hour

Item	47081
Model	IC-CN-0500
Production Rating	397 lb. / 180 kg. per hour
RPM	1400 RPM
Power	200 W
Amps	1.66 A
Electrical	120V / 60Hz / 1Ph
Net Weight	32 lb. / 14.5 kg.
Net Dimensions	13.5" x 16.5" x 25"
Gross Weight	39.7 lb. / 18 kg.
Gross Dimensions	20.1" x 16" x 25"



SANTOS #53 ICE CRUSHER



FEATURES

Powerful, efficient and reliable

- Makes both fine and coarse crushed ice in just one touch of a button
- Exceptional output: simply and quickly makes 1.2 kg. of crushed ice in 30 seconds
- It is equipped with a heavy duty and quiet asynchronous motor
- It is adapted to intensive use and allows a hands free use thanks to its high capacity ice cube tank (1.2 kg.)

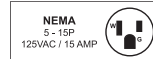
2 functioning modes

- Long touch on the button: manual function. It crushes the ice as long as we push the button
- Quick touch on the button: automatic function
- It automatically crushes the ice placed in the tank

Item	39689
Model	SANTOS 53
Production Rating	1.2 kg. of crushed ice in 30 seconds (330.7 lb. / 150 kg. per hour)
RPM	89
Power	130 W / 0.17 hp
Amps	1A
Electrical	120V / 60Hz / 1Ph
Net Weight	22 lb. / 10 kg.
Net Dimensions	12" x 8" x 19"
Gross Weight	24 lb. / 11 kg.
Gross Dimensions	16" x 15" x 21"



SANTOS #09 ICE CRUSHER WITH LEVER



FEATURES

- Safety switch stopping the motor when the lever or the drawer is opened
- Stainless steel and sanitary cast aluminum antimicrobial paint
- Delivered with one adjustable disc to make shaved or crushed ice.

- Ergonomic and sturdy articulated lever
- New shockproof drawer without bisphenol
- Easy-to-clean base

Item	44023
Model	SANTOS 09
Production Rating	220 lb. / 100 kg. per hour
RPM	1800
Power	650 W / 0.87 hp
Amps	5.4 A
Electrical	100-120V / 60Hz / 1Ph
Net Weight	32 lb. / 14.5 kg.
Net Dimensions	16.5" x 10" x 14"
Gross Weight	34 lb. / 15.5 kg.
Gross Dimensions	12" x 18" x 16"



0.2 HP ICE CRUSHER



FEATURES

- Crushes any ice cubes made up to 40 x 40 mm at -3°C
- Adjustable lever for controlling ice thickness

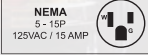
- Great bar tool for preparing drinks, and restaurant for displaying fish or fresh foods

Item	47084
Model	IC-IT-0003
Capacity	3 L
RPM	800 RPM
Power	150 W
Electrical	110V / 60Hz / 1Ph
Net Weight	11.5 lb. / 5.2 kg.
Net Dimensions	11.2" x 8.1" x 19.3"
Gross Weight	17.6 lb. / 8 kg.
Gross Dimensions	16.1" x 11" x 22"



Juice Bar Solutions

CITRUS JUICER WITH 0.25 HP MOTOR



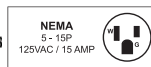
FEATURES

- Provides a higher rotation speed than standard juice extractors
- Ideal for restaurants, juice shops or fast food restaurants
- Comes with a small and large crown

Item	46957
Model	JE-BR-1750-Q
RPM	1750 RPM
Power	0.25 hp / 190 W
Electrical	110V / 60Hz / 1Ph
Net Weight	9 lb. / 4 kg.
Net Dimensions	9" x 10" x 17"
Gross Weight	12 lb. / 5 kg.
Gross Dimensions	11" x 12" x 21"



SANTOS #38 CITRUS JUICER



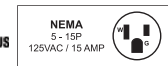
FEATURES

- Unbreakable sanitary polycarbonate bowl
- Base in Aluminum casting for added strength
- 3 Removable cones: 1 for lemons and oranges, 1 for grapefruits, 1 for limes
- Powerful induction motor (Asynchronous)

Item	39688
Model	SANTOS 38
Production (Per Hour)	30 L / 31.70 QT
RPM	1800
Power	0.20 hp / 150 W
Amps	1.3 A
Electrical	120V / 60Hz / 1Ph
Net Weight	11 lb. / 5 kg.
Net Dimensions	12" x 7" x 14"
Gross Weight	14 lb. / 6 kg.
Gross Dimensions	10" x 13" x 16"



SANTOS #10 CITRUS JUICE EXTRACTOR WITH LEVELER



FEATURES

- It is equipped with a heavy duty and quiet asynchronous motor
- Comes with a special clutch system that starts/stop when you press
- Motor is equipped with an internal thermal detector and waterproof ON/OFF interlock switch
- Stainless steel cone for limes, lemons and oranges

Item	39687
Model	SANTOS 10C
Production (Per Hour)	30 L / 31.70 QT
RPM	1800
Power	0.35 hp / 260 W
Amps	2 A
Electrical	120V / 60Hz / 1Ph
Net Weight	20.3 lb. / 9.2 kg.
Net Dimensions	12" x 8" x 15"
Gross Weight	22 lb. / 10 kg.
Gross Dimensions	10" x 13" x 16"



SANTOS #11 CLASSIC CITRUS JUICER



FEATURES

- Built to last, with a heavy duty and quiet asynchronous motor
- Ideal for juice bars, health food stores, hotels, bars, restaurants, ice cream shops, institutions, hospitals and even at home
- Chrome base and inclined body for better output
- Wide spout accepting all types of glasses
- Base in Aluminum casting for added strength
- Removable dip tray



Item	44025	Electrical	120V / 60Hz / 1Ph
Model	SANTOS 11C	Net Weight	11 lb. / 5 kg.
Production (Per Hour)	30 L / 31.70 QT	Net Dimensions	9" x 12" x 14"
RPM	1800	Gross Weight	12 lb. / 5.6 kg.
Power	0.20 hp / 150 W	Gross Dimensions	10" x 13" x 16"
Amps	1.4 A		



Easy to clean: removable bowl, grid and squeezer.

SANTOS #52 CITRUS JUICER



FEATURES

- Ideal for juice bars, health food stores, hotels, bars, restaurants, ice cream shops, institutions and hospitals
- Chromed base also available
- 3 Removable cones included with Juicer
- Equipped with powerful and reliable commercial motor
- High output: extract up to 40L per hour (5 - 10 gallons)
- Fits glasses or jugs

Item	39686	46268
Model	SANTOS 52	SANTOS 52 C
Color	Black	Chrome
Production (Per Hour)	40 L / 42.26 QT	
RPM	1800	
Power	0.35 hp / 260W	
Amps	2 A	
Electrical	120V / 60Hz / 1Ph	
Net Weight	21 lb. / 9.5 kg.	
Net Dimensions	12" x 8" x 19"	
Gross Weight	23 lb. / 10.5 kg.	
Gross Dimensions	12" x 10" x 23"	



Chromed base also available
Item 46268 Model Santos 52C



SANTOS #70 CITRUS JUICE EXTRACTOR



FEATURES

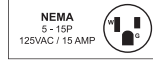
- Ideal product to make fresh juices from citrus fruits
- High output: 50 L per hour
- Perfect for intensive use
- Allows you to make citrus juice either in a glass or in a jug
- Equipped with special cones for all types of citrus: lime, lemon, orange or grapefruit
- Automatic start when we push the lever (patented clutch system)
- Easy cleaning: removable stainless steel bowl, cone and cup

Item	39685
Model	SANTOS 70
Production (Per Hour)	50 L / 52.83 QT
Power	0.47 hp / 350 W
RPM	1800
Electrical	120V / 60Hz / 1Ph
Amps	2.91 A
Net Weight	30 lb. / 13.5 kg.
Gross Weight	32 lb. / 14.5 kg.
Dimensions	16" x 9" x 19.3"
Gross Dimensions	17" x 11" x 22"



Stainless steel bowl

SANTOS #50 FRUIT AND VEGETABLE JUICER



The Santos #50 is easy to use, silent and powerful, it is the ideal appliance for hotels, bars, restaurants, cafeterias, cocktail bars, institutions, hospitals, health food stores, juice bars and ice cream shops.


FEATURES

- Exclusive patents: exclusive extra wide feeding chute, EZY-clean™ system, instant friction braking system
- Professional motor, powerful and extremely silent
- High output juice extractor, adapted to intensive use (ex: juice bars)
- Sturdy appliance mostly made of aluminum and stainless steel

Item	39494
Model	SANTOS 50
Production (Per Hour)	100 L / 105.67 QT
RPM	3600
Power	1 hp / 800 W
Amps	7 A
Electrical	120V / 60Hz / 1Ph
Net Weight	31 lb. / 14 kg.
Net Dimensions	19" x 10" x 18"
Gross Weight	35 lb. / 16 kg.
Gross Dimensions	20" x 13" x 22"



SANTOS #68 FRUIT AND VEGETABLE JUICER



The Santos 68 offers you high efficiency with an innovative design. More powerful, more robust and easier to clean, this new generation juice extractor is dedicated to juice bars, health food stores, hotels, bars, restaurants, cafeterias, ice cream shops and institutions.

FEATURES

- Full stainless steel food-zone: no aluminum
- New generation patented EZY-Clean System II which saves you time (you can easily remove the cover, bowl and basket thanks to the new ergonomics)
- Extremely sturdy: no plastic in the shifter area
- Wide feeding chute (Ø79.5mm in diameter. Fits a whole apple)
- More efficient output with up to 140 l/h, motor and baskets are calibrated, rotating at the ideal speed to extract a maximum juice
- Perfect filtration high quality, juice without any fruit pulp of the fruit, even for intensive use

Item	39684
Model	SANTOS 68
Production (Per Hour)	140 L / 147 QT
RPM	3600
Power	1.74 hp / 1,300 W
Amps	10.8 A
Electrical	120V / 60Hz / 1Ph
Net Weight	25 kg. / 55 lb.
Net Dimensions	22" x 13" x 24"
Gross Weight	28 kg. / 62 lb.
Gross Dimensions	26" x 15" x 24"



Juice Extractors

MANUAL JUICE EXTRACTORS



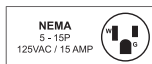
FEATURES

- Ideal for extracting citrus fruits
- Ergonomically designed for easy and efficient juicing

Item	23575	23576
Description	Chrome with 5" Cutter Plate Diameter	Cast Iron-Red with 5" Cutter Plate Diameter
Net Weight	13 lb. / 6 kg.	18.5 lb. / 8.40 kg.
Net Dimensions	10" x 8" x 33.25"	10" x 8" x 33.25"
Gross Weight	14 lb. / 6.35 kg.	19 lb. / 8.6 kg.
Gross Dimensions	11" x 8" x 20"	15" x 9" x 20"



STAINLESS STEEL ORANGE JUICE EXTRACTOR



FEATURES

- Features an output speed of 20-oranges per minute
- Basket on top can hold your oranges for easy access in no time
- Suitable for lemons, limes, oranges, and small grapefruits.

Item	44228
Model	JE-CN-0020
Capacity	20 Oranges/Minute
Fruit Size	40mm-80mm / 1.57" - 3.15", lemons, limes, oranges and small grapefruits Optimal size 60mm-2.36"
Material	Stainless Steel / Plastic
Power	120 W
Power Consumption	300 W
Electrical	120V / 60Hz / 1Ph
Net Weight	99.20 lb. / 45 kg.
Net Dimensions	15.75" x 12.99" x 30.71"
Gross Weight	50 kg. / 110.23 lb.
Gross Dimensions	19.68" x 19.68" x 37.40"
Optional Item	Item 44289 - Stainless steel stand with a polypropylene bucket





zumoval

JUICERS FOR LIFE



Proven in the market for over 20 years, Zumoval juicers are the strongest on the market with heavy-duty motors and gears manufactured from stainless steel. It is also the fastest juicer on the market producing up to 20 L per hour of juice.

Great quality juice

The exclusive design of Zumoval citrus fruit squeezers means that the peel is not pressed during the squeezing process, but separated from the flesh. The result of this process is a high quality, tasteful and vitamin-rich juice.

Maximum performance at peak hours

Zumoval has also considered the various needs of different establishments, offering easy solutions to specific problems. Therefore, several different models have been designed, ranging from the Minimax, which squeezes 15 oranges per minute, to the FASTTOP which squeezes 45 oranges per minute, guaranteeing maximum efficiency at times of greater demand.

Strong and reliable

All our range includes high quality, durable materials, assembled under a strict manufacturing control. That is why we can state that our machines are able to run during long periods of time, without suffering any kind of mechanical damage. Due to their component design and their easy to dismantle squeezing system, they allow running express cleaning tasks.



Metal Gears



Optional Built-in showers for easy cleaning



conveniently deposit juice into glass or pitcher for serving



Self Tap

A robust, easy-to-use, stainless steel self-service tap, especially designed to work in self-service mode in places of high consumption.



Juice Level Detection

System to have always a fixed amount of juice in the tank. When opening the tap, the machines automatically starts squeezing to fill the tank up to the level of the detector.



3.0 Digital Screen

This feature will inform you when the peel buckets are full of peels so that they can be emptied. Includes various functions such as waste bin indicator, fruit counter, tank capacity indicator



Automatic Filter & Self-Tap

The automatic double-action filter allows the automatic removal of pulp and seeds directly on the waste bins.



Self-Cleaning System (Automatic Shower)

This option provides a single or double flushing system which cleans quickly the juicing area, saving both time and labour cost.



Squeezing Kit

Optional 45-60 mm kit that allows the squeezing of small citrus fruits such as small oranges, limes or mandarins. It is easily interchangeable by the user and allows the juicer to be much more versatile.

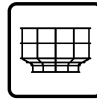
ZUMOVAL MINIMAX



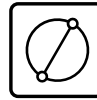
FEATURES



15 fruits per minute



13 lb. / 6 kg. basket capacity



2.5" - 3.15" / 65 - 80 mm squeezing dia.



20 lb. / 9 kg. waste bin capacity

- The Minimax has on top a 6 kg stainless steel feeder basket. The feeding arm has a capacity of 5 pieces of citrus fruit.
- The front cover is made of tritan, a highly resistant and extremely durable material.

	Compact Model	Compact Model with Self-Cleaning System
Item	39517	39518
Model	JE-ES-0015	JE-ES-0015-S
Production	15 fruits per minute	
Feeder Capacity	6 fruits	
Peel Bucket	19.8 lb. / 9 kg.	
Fruit Diameter	2.56" - 3.15"	
Power	0.75 hp / 560 W	
Amps	9 / 8.6 A	
Electrical	115V / 60Hz / 1Ph	
Weight	113.1 lb. / 51.3 kg.	
Dimensions	13" x 17.7" x 29"	
Optional Accessories	Stainless Steel Self-Tap	



ZUMOVAL MINIMATIC



FEATURES



15 fruits per minute



18 lb. / 8 kg. basket capacity



2.5" - 3.15" / 65 - 80 mm squeezing dia.



20 lb. / 9 kg. waste bin capacity

- With the built-in Stop-Fruit closure system, you can stop the flow of citrus fruits from the feeder to proceed with the cleaning of the juicer.
- The front cover is made of tritan, a highly resistant and extremely durable material.

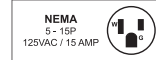
	With Auto Feeder	With Auto Feeder, Self-Cleaning Shower and Self Tap
Item	39519	39520
Model	JE-ES-0015-F	JE-ES-0015-T
Production	15 fruits per minute	
Feeder Capacity	13.2 lb. / 6 kg.	
Peel Bucket	19.8 lb. / 9 kg.	
Fruit Diameter	2.36" - 3.15"	
Power	0.75 hp / 560 W	
Amps	9 / 8.6 A	
Electrical	115V / 60Hz / 1Ph	
Weight	119.9 lb. / 54.4 kg.	
Dimensions	13" x 17.7" x 36.6"	
Optional Accessories	Stainless Steel Self-Tap	(already comes with Stainless Steel Self-Tap)



with Stainless Steel Self-Tap

JUICE EXTRACTORS

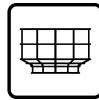
ZUMOVAL BIG BASIC *Optional stand also available*



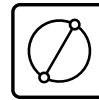
FEATURES



28 fruits per minute



18 lb. / 8 kg. basket capacity



2.5" - 3.15" / 65 - 80 mm squeezing dia.



40 lb. / 18 kg. waste bin capacity

- The cover is designed in one piece, making it easy to clean.
- The protective screen is made of Tritan.

	With Self-Cleaning System	With Self-Cleaning System, Push and Juice Button
Item	47960 LIMITED EDITION!	48009 NEW!
Model	JE-ES-0028N-BB	JE-ES-0028P-BB
Production	28 fruits per minute	
Feeder Capacity	6 Orange / Grapefruit / Pomegranate	
Fruit Diameter	2.95" - 3.74"	
Peel Bucket	44 lb. / 20 kg.	
Power	0.75 hp / 560 W	
Amps	4.1 / 3.7 A - 9 / 8.6 A	
Electrical	115V / 60Hz / 1Ph	
Weight	94 lb. / 42.6 kg.	
Dimensions	19.7" x 24.4" x 33"	
Optional Accessories	-	Auto Filter



Specially designed for large fruit, such as grapefruits and pomegranates

ZUMOVAL TOP



FEATURES



28 fruits per minute



55 lb. / 25 kg. basket capacity



2.5" - 3.15" / 65 - 80 mm squeezing dia.



40 lb. / 18 kg. waste bin capacity

- The cover is designed in one piece, making it easy to clean.
- The protective screen is made of Tritan.

	With Auto Feeder and Self-Cleaning System,	With Auto Feeder and Self-Cleaning System, Self Tap	With Auto Feeder, Self-Cleaning System, Push and Juice Button
Item	39522	47959 LIMITED EDITION!	47989 NEW!
Model	JE-ES-0028-F	JE-ES-0028N-T	JE-ES-0028N-F
Production	28 fruits per minute		
Feeder Capacity	39 lb. / 18 kg.		
Fruit Diameter	2.56" - 3.15"		
Peel Bucket	44 lb. / 20 kg.		
Power	0.75 hp / 560 W		
Amps	9 / 8.6 A		
Electrical	115V / 60Hz / 1Ph		
Weight	105 lb. / 47.5 kg.		
Dimensions	19.7" x 24.4" x 38.2"		
Optional Accessories	-	-	Auto Filter



ZUMOVAL FASTTOP *Optional stand also available*



FEATURES



45 fruits per minute



55 lb. / 25 kg. basket capacity



2.5" - 3.15" / 65 - 80 mm squeezing dia.



40 lb. / 18 kg. waste bin capacity

- The cover is designed in one piece, making it easy to clean.
- The protective screen is made of Tritan.
- Has a double waste bin capacity of 40 lbs / 18 kg.



40531



40547



47990

NEW!

	Auto Feeder, Self-Cleaning System and Juice Level Detector	With Auto Feeder & Self-Cleaning System	With Auto Feeder, Self-Cleaning System, Push and Juice Button
Item	40531	40547	47990
Model	JE-ES-0045	JE-ES-0045-B	JE-ES-0045N-B
Production	45 fruits per minute		
Feeder Capacity	39 lb. / 18 kg.		
Fruit Diameter	2.56" - 3.15"		
Peel Bucket	44 lb. / 20 kg.		
Power	0.75 hp / 560 W		
Amps	9 / 8.6 A		
Electrical	115V / 60Hz / 1Ph		
Weight	105 lb. / 47.5 kg. (188 lb. / 83.5 kg. with stand)		
Dimensions	19.7" x 24.4" x 38.2"		
Optional Accessories	-	-	Auto Filter

OPTIONS AND ACCESSORIES

Item	Description	Compatible Items
45790	Self-Service Stand - Compatible with BigBasic, Top, and FastTop models equipped with Self Tap, or Push & Juice Button	48009, 47959, 47989, 47990
40539	Dispenser Stand - Compatible with BigBasic, Top, and FastTop models without Self Tap, or with Push & Juice button	41965, 47960, 48009, 39522, 47989, 40531, 40547, 47990
45636	Squeezing Kit - For smaller citrus - 1.77"-2.36"	All BigBasic, Top and FastTop models



Dispenser Stands

Self-Service Stands

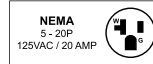


Squeezing Kit



Broilers & Gyro Machines

47" NATURAL GAS ROTISSERIE WITH 5 SPITS



FEATURES

- Stainless steel structure
- Individually controlled infrared burners
- Standby stainless steel pilot burner
- Top illuminated light for a better view of food
- Toughened glass doors
- Water proof on/off switch for motor
- Cooling fan to cool down the control area temperature
- Stainless steel oil collector

Item	47495
Model	CE-CN-KJ-5
Gas Type	Natural Gas
BTU	105,000 NG - 100,000 LPG
Electrical	110-120V / 60Hz / 1Ph
Capacity	20 Chickens
Number of Motors	5
Net Dimensions	46.7" x 19.3" x 44.1"
Conversion Kit	Yes



38-INCH VERTICAL BROILER / GYROS MACHINE - 66 LB. CAPACITY



Item	20369
Model	BR-CN-0191
Capacity	66 lb. / 30 kg.
Cooking Area	27.25" H x 7.5" Dia.
Temperature	50°C to 250°C / 122°F to 482°F
Power	6,000 W
Amps	27 A
Electrical	220V / 60 Hz / 1Ph
Net Weight	74.8 lb. / 34 kg.
Net Dimensions (DWH)	24" x 21" x 38.75"
Gross Weight	128 lb. / 58 kg.
Gross Dimensions	33" x 25" x 44"



STAINLESS STEEL GAS DONER KEBAB / GYRO MACHINE



FEATURES

- Stainless steel structure
- Individually controlled infrared burners
- Designed for high performance and consistent results
- 28" spit in length for burners model
- Has 100-150 pounds cooking capacity
- Stainless steel heat shield on both sides
- Unit comes with conversion kit. (Gas conversion to be completed by an approved Gas Field Technician.)

Item	47496	47497
Model	CE-CN-KB-3	CE-CN-KB-4
Number of Burners	3	4
Electrical	120V / 60 Hz / 1Ph	120V/ 60Hz/ 1Hp
Gas Type	Natural Gas / Liquid Propane	Natural Gas / Liquid Propane
BTU	28,500 NG - 24,000 LP	38,000 NG - 32,000 LP
Net Weight	66 lb. / 30 kg.	70 lb. / 31.8 kg.
Net Dimensions	21" x 22.7" x 30"	21" x 22.7" x 37"
Gross Weight	100 lb. / 45.4 kg.	100 lb. / 45.4 kg.
Gross Dimensions	30" x 25" x 37"	30" x 25" x 37"



KEBAB SLICER/CUTTER FOR GYRO AND SHAWARMA



FEATURES

- 304 Stainless steel blade holder and orifice plate
- Comes with adjustment ring and screw for desired thickness
- Equipped with blade protector and overload protection button
- Body consists of engineered plastic fiber nylon
- 1 round stainless steel blade and 1 serrated blade included

Item	40280
Model	KS-CN-0100
Daily Cutting Capacity	132.3 lb. / 60 kg.
Cutting Depth	0 - 0.3" (8mm)
Power	80 W
Electrical	110V / 60Hz
Net Weight	2.6 lb. / 1.2 kg.
Gross Weight	5 lb. / 2.27 kg.
Gross Dimensions	22" x 19" x 12"



Now that's a meat-cute!

Meat marinating has never been so fast and easy. Compared to marinating meat the traditional way, **Model MM-CN-0040** meat marinator gives you better results in less time.

During the operation, its vacuum-seal roller keeps air out while locking flavor in the meat in a consistent speed. It features a maximum marinating time of 30 minutes. Perfect for restaurants, grill houses and catering companies.

[VIEW OUR PRODUCTS ON PAGE 377](#)



Vacuum Tumbler Meat Marinator

Cooktops & Ranges

24-INCH COMMERCIAL GAS RANGE WITH 4 BURNERS & STANDARD OVEN



FEATURES

- 6" stainless steel adjustable heavy duty legs
- Heavy duty flat cast-iron cooking grate
- Stainless steel pilot for durability
- Pull out crumb tray with rounded edges to prevent heat transfer
- Unit comes with conversion kit. (Gas conversion to be completed by an approved Gas Field Technician.)

	Natural Gas	Liquid Propane
Item	46024	46124
Model	CE-CN-0609-R	CE-CN-0609-L
Gas Type	Natural Gas	Liquid Propane
BTU/HR	151,000 BTU Burner: 4 x 30,000 (each) Oven: 1 x 31,000 (each)	
Number Of Burners	4 top burner + 1 oven burner	
Oven Temperature	121 to 288°C / 250°F to 550°F	
Net Weight	291.01 lb. / 132 kg.	
Net Dimensions (DWH)	24" x 32.6" x 59.8"	
Gross Weight	357.14 lb. / 162 kg.	
Gross Dimensions	28.34" x 40.15" x 43.3"	
Optional Item	-	68874: Swivel (2) Caster 68875: Fixed (2) Caster



46124

36-INCH COMMERCIAL GAS RANGE WITH 6 BURNERS & STANDARD OVEN

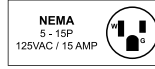


	Natural Gas	Liquid Propane
Item	43151	46151
Model	CE-CN-0914-R	CE-CN-0914-L
Gas Type	Natural Gas	Liquid Propane
BTU/HR	211,000 BTU Burner: 6 x 30,000 (each) Oven: 1 x 31,000 (each)	
Number Of Burners	6 top burner + 1 oven burner	
Oven Temperature	121 to 288°C / 250 to 550°F	
Net Weight	368 lb. / 167 kg.	
Net Dimensions (DWH)	36" x 32.6" x 61"	
Gross Weight	456 lb. / 207 kg.	
Gross Dimensions	41" x 40" x 44"	



43151

36-INCH COMMERCIAL GAS RANGE WITH 6 BURNERS & CONVECTION OVEN



FEATURES

- Unit comes with conversion kit. (Gas conversion to be completed by an approved Gas Field Technician.)

	36"W / Natural Gas	36"W / Liquid Propane
Item	47449	47450
Model	CE-CN-0914-RC	CE-CN-0914-LC
Gas Type	Natural Gas	Liquid Propane
BTU/ Hour	211,000 BTU Burner: 6 x 30,000 (each) Oven: 1 x 31,000 (each)	
Number of Burners	6	
Oven Temperature	105 to 255°C / 220 to 490°F	
Oven Dimensions	26.6" x 23.8" x 13.9"	
Net Weight	386 lb. / 175 kg.	
Net Dimensions	36" x 35" x 56.5"	
Gross Weight	485 lb. / 220 kg.	
Gross Dimensions	41" x 38" x 35"	



36-INCH COMMERCIAL GAS RANGES WITH GRIDDLES



FEATURES

- Anti-clogging pilot over under the grate
- Pull-out crumb tray with angled handle in the front
- U shape oven burner
- Thermal coupling safety valve for the oven
- Stainless steel oven door with good insulation
- Adjustable heavy-duty legs
- Unit comes with conversion kit. (Gas conversion to be completed by an approved Gas Field Technician.)

	4 Burners, 12" Griddle	4 Burners 12" Griddle	2 Burners 24" Griddle	2 Burners, 24" Griddle
Item	46025	46125	46026	46126
Model	CE-CN-0004-GN	CE-CN-0004-LP	CE-CN-0002-GN	CE-CN-0002-GN
Gas Type	Natural Gas	Liquid Propane	Natural Gas	Liquid Propane
BTU/ Hour	171,000 Burner: 4x30,000 (each) Griddle Burner: 1x20,000 (each) Oven: 1x31,000 (each)		131,000 BTU Burner: 4x30,000 (each) Griddle Burner: 1x20,000 (each) Oven: 1x31,000 (each)	
Number of Burners	4 + Griddle		2 + Griddle	
Oven Temperature Range	121 to 288°C / 250 to 550°F			
Thickness of Griddle	3/4" / 19 mm			
Burner Dimensions	12" x 12"(Open, Cast Iron)			
Oven Dimensions	26.6" x 23.5" x 13.9"			
Net Weight	403 lb. / 182.8 kg.			
Net Dimensions	32.5" x 36" x 60"			
Gross Weight	507 lb. / 230 kg.			
Gross Dimensions	41" x 40" x 52"			



60" COMMERCIAL RANGES WITH 2 STANDARD OVEN



FEATURES

- Anti-clogging pilot over under the grate
- Pull-out crumb tray with angled handle in the front
- U shape oven burner
- Thermal coupling safety valve for the oven
- Stainless steel oven door with good insulation
- Adjustable heavy-duty legs
- Unit comes with conversion kit. (Gas conversion to be completed by an approved Gas Field Technician.)



46027 / 46127

46028 / 46128

	10 Burners, Natural Gas	10 Burners Liquid Propane	6 Burners , Griddle Natural Gas	6 Burners, Griddle Liquid Propane
Item	46027	46127	46028	46128
Model	CE-CN-1524-R	CE-CN-1524-L	CE-CN-0006-GN	CE-CN-0006-GL
Gas Type	Natural Gas	Liquid Propane	Natural Gas	Liquid Propane
BTU/ Hour	362,000 Burner: 10 x 30,000 (each) Oven: 2 x 31,000 (each)		282,000 Burner: 6x30,000 (each) Griddle Burner: 2x 20,000 (each) Oven: 2 x 31,000 (each)	
Number of Burners	10		6 + Griddle	
Oven Temperature Range	121 to 288°C / 250 to 550°F			
Thickness of Griddle	3/4" / 19 mm			
Burner Dimensions	12" x 12" (Open, Cast Iron)			
Oven Dimensions	26.5" x 25.8" x 13.8"			
Net Weight	616 lb. / 279.4 kg.		683 lb. / 310 kg.	
Net Dimensions	60" x 32.6" x 60.1"		60" x 32.6" x 60.3"	
Gross Weight	737 lb. / 334.3 kg.		816 lb. / 370.1 kg.	
Gross Dimensions	65" x 39.8" x 35"		65" x 40" x 48"	

WOK RANGES



FEATURES

- Stainless steel front and cabinet base
- Jet burner with adjustable gas valve
- Pilot ignition
- Wok attachment, making stir-frying quick and easy
- Natural gas, 3/4" rear gas connection
- Conversion kit not included.

	95,000 BTU Natural Gas	95,000 BTU Liquid Propane	125,000 BTU Natural Gas	125,000 BTU Liquid Propane
Item	47351	47685	47686	47687
Model	CE-CN-WOK NG	CE-CN-WOK LP	CE-CN-WOK16 NG	CE-CN-WOK16 LP
Gas Type	Natural Gas	Liquid Propane	Natural Gas	Liquid Propane
BTU	95,000		125,000	
Number Of Burners	1		1	
Pre-Heat Time	5 minutes		5 minutes	
Cooking Area	13" diameter		16" diameter	
Net Weight	95 lb. / 43 kg.		101 lb. / 46 kg.	
Net Dimensions	17.5" x 24" x 34"		17.5" x 24" x 35.2"	
Gross Weight	127 lb. / 58 kg.		134 lb. / 61kg.	
Gross Dimensions	18" x 22.8" x 24"		18" x 22.8" x 25.6"	



ELITE COUNTERTOP STAINLESS STEEL GAS HOT PLATES



FEATURES

- Stainless steel construction and finish
- Heavy-duty cast iron grilling grates
- Manually controlled independent cooking zones
- Large and robust dial controls
- Stainless steel burners
- Burner manual valves
- Removable full width waste tray
- Heavy-duty adjustable feet
- 3/4" rear gas connection
- Field convertible propane kit included
- Cabinet bases available for 24" and 36" (items 43838 & 44229)
- Unit comes with conversion kit. (Gas conversion to be completed by an approved Gas Field Technician.)



	12" wide Hot Plate with 2 Burners	24" wide Hot Plate with 4 Burners	36" wide Hot Plate with 6 Burners
Item	43733	43734	43735
Model	CE-CN-HP212M	CE-CN-HP424M	CE-CN-HP636M
Gas Type	Natural Gas / Liquid Propane	Natural Gas / Liquid Propane	Natural Gas / Liquid Propane
Number Of Burners	2 Burners	4 Burners	6 Burners
BTU	44,000	88,000	150,000
Cooking Area (WD)	12" x 24"	24" x 24"	36" x 24"
Net Weight	69.6 lb. / 31.55 kg.	123 lb. / 55.83 kg.	169 lb. / 76.74 kg.
Net Dimensions (WDH)	12" x 30.3" x 15"	24" x 30.3" x 15"	36" x 30.3" x 15"
Gross Weight	81 lb. / 36.7 kg.	134 lb. / 60.8 kg.	234 lb. / 106.16 kg.
Gross Dimensions	14" x 30" x 18.5"	26" x 30" x 18.5"	38" x 30" x 18.5"

COUNTERTOP GAS HOT PLATES



FEATURES

- 12" x 12" iron grates, and octagonal open burner
- Standing pilot light for each burner
- Front stainless steel edge and cabinet
- Manually controlled independent cooking zones
- Adjustable stainless steel non-skid feet
- Full width front crumb trays which are easy to remove and clean
- Large and robust dial controls
- 3/4" rear gas connection
- Unit comes with conversion kit. (Gas conversion to be completed by an approved Gas Field Technician.)



	12" wide Hot Plate with 2 Burners	24" wide Hot Plate with 4 Burners	36" wide Hot Plate with 6 Burners
Item	47379	47380	47381
Model	CE-CN-HP12-M	CE-CN-HP24-M	CE-CN-HP36-M
Gas Type	Natural Gas / Liquid Propane	Natural Gas / Liquid Propane	Natural Gas / Liquid Propane
Number Of Burners	2	4	6
BTU	50,000	100,000	150,000
Pre-Heat Time	3 minutes	3 minutes	3 minutes
Cooking Area (WD)	12" x 23.86"	24" x 23.86"	36" x 23.86"
Net Weight	55.1 lb. / 25 kg.	95.9 lb. / 43.5 kg.	135.6 lb. / 61.5 kg.
Net Dimensions	12" x 27.6" x 13"	24" x 27.6" x 13"	36" x 27.6" x 13"
Gross Weight	83.8 lb. / 38 kg.	136.7 lb. / 62 kg.	188.5 lb. / 85.5 kg.
Gross Dimensions	15.75" x 33.46" x 17.32"	27.56" x 33.46" x 17.32"	39.37" x 33.46" x 17.32"

ELITE COUNTERTOP STAINLESS STEEL STEP-UP GAS HOT PLATES



FEATURES

- Stainless steel construction
- Heavy-duty cast iron grilling grates
- Crumb tray and adjustable legs included
- Burner manual valves
- Manually controlled independent cooking zones
- 3/4" / 19mm rear gas connection
- Field convertible propane kit included
- Cabinet bases available for 24" and 36" (items 43838 & 44229)
- Unit comes with conversion kit. (Gas conversion to be completed by an approved Gas Field Technician.)



	12" wide Hot Plate with 2 Burners	24" wide Hot Plate with 4 Burners	36" wide Hot Plate with 6 Burners
Item	44198	44199	44200
Model	CE-CN-0212-S	CE-CN-0424-S	CE-CN-0636-S
Number Of Burners	2 Burners	4 Burners	6 Burners
Gas Type	Natural Gas	Natural Gas	Natural Gas
BTU	60,000	120,000	180,000
Cooking Area (WD)	12" x 24"	24" x 24"	36" x 24"
Net Weight	64.8 lb. / 29.4 kg.	111 lb. / 50.4 kg.	159 lb. / 72.2 kg.
Gross Weight	88 lb. / 40 kg.	141 lb. / 64 kg.	204 lb. / 92.5 kg.
Net Dimensions (WDH)	12" x 26.7" x 19"	24" x 26.7" x 19"	36" x 26.7" x 19"
Gross Dimensions	12.8" x 28.7" x 16.7"	30" x 26" x 21"	36.8" x 28.7" x 16.7"

COUNTERTOP STEP-UP GAS HOT PLATES



FEATURES

- 12" x 12" iron grates, and octagonal open burner
- Standing pilot light for each burner
- Front stainless steel edge and cabinet
- Manually controlled independent cooking zones
- Adjustable stainless steel non-skid feet
- Full width front crumb trays which are easy to remove and clean
- Large and robust dial controls
- 3/4" rear gas connection
- Unit comes with conversion kit. (Gas conversion to be completed by an approved Gas Field Technician.)



	12" wide Hot Plate with 2 Burners	24" wide Hot Plate with 4 Burners	36" wide Hot Plate with 6 Burners
Item	47382	47383	47384
Model	CE-CN-HP12-S	CE-CN-HP24-S	CE-CN-HP36-S
Gas Type	Natural Gas	Natural Gas	Natural Gas
Number Of Burners	2	4	6
BTU	52,000	104,000	156,000
Pre-Heat Time	3 minutes	3 minutes	3 minutes
Cooking Area (WD)	12" x 23.86"	24" x 23.86"	36" x 23.86"
Weight	77.2 lb. / 35 kg.	117.9 lb. / 53.5 kg.	157.6 lb. / 71.5 kg.
Gross Weight	105.8 lb. / 48 kg.	158.7 lb. / 72 kg.	210.5 lb. / 95.5 kg.
Dimensions	12" x 27.6" x 18.8"	24" x 27.6" x 18.8"	36" x 7.6" x 18.8"
Gross Dimensions	15.75" x 33.46" x 23.45"	27.56" x 33.46" x 23.45"	39.37" x 33.46" x 23.45"

ELITE COUNTERTOP STAINLESS STEEL GAS GRIDDLE WITH MANUAL CONTROL



FEATURES

- 3/4" thick polished steel and cooking surface
- Manually controlled independent cooking zones
- Large and robust dial controls
- Stainless steel burners & burner manual valves
- Removable full width waste tray
- Heavy-duty adjustable feet
- 3/4" rear gas connection
- Cabinet bases available for 24" and 36" (items 43838 & 44229)
- Unit comes with conversion kit. (Gas conversion to be completed by an approved Gas Field Technician.)



	15" wide Manual Griddle	24" wide Manual Griddle	36" wide Manual Griddle	48" wide Manual Griddle
Item	43737	43730	43731	43732
Model	CE-CN-G15M	CE-CN-G24M	CE-CN-G36M	CE-CN-G48M
Gas Type	Natural Gas	Natural Gas	Natural Gas	Natural Gas
Number Of Burners	1 Burner	2 Burners	3 Burners	4 Burners
BTU	30,000	60,000	90,000	120,000
Cooking Area (WD)	15" x 20"	24" x 20"	36" x 20"	48" x 20"
Net Weight	102.5 lb. / 46.50 kg.	153.6 lb. / 69.65 kg.	221.6 lb. / 100.50 kg.	288 lb. / 130.55 kg.
Net Dimensions (WDH)	15" x 32.7" x 16.7"	24" x 32.7" x 16.7"	36" x 32.7" x 16.7"	48" x 32.7" x 16.7"
Gross Weight	128 lb. / 58 kg.	199 lb. / 90 kg.	281 lb. / 127.5 kg.	359 lb. / 162.8 kg.
Gross Dimensions	17" x 32" x 18.5"	26" x 32" x 18.5"	38" x 32" x 18.5"	50" x 32" x 18.5"

COUNTERTOP GAS GRIDDLES WITH MANUAL CONTROL



FEATURES

- Robust construction and operator friendly
- Manually controlled independent cooking zones
- Large 12" dial controls
- 3/4" griddle plate, and standing pilot ignition
- Front stainless steel edge and cabinet
- Back and side splash guards fully welded to griddle plate
- Adjustable stainless steel non-skid feet
- 4.5 quart grease drawer with weep hole, that's easy to remove
- 3/4" rear gas connection
- Unit comes with conversion kit. (Gas conversion to be completed by an approved Gas Field Technician.)



	24" wide Griddle with 2 Burners	36" wide Griddle with 3 Burners	60" wide Griddle with 5 Burners
Item	47374	47375	47366
Model	CE-CN-G24-M	CE-CN-G36-M	CE-CN-G60-M
Number Of Burners	2	3	5
Gas Type	Natural Gas	Natural Gas	Natural Gas
BTU	60,000	90,000	150,000
Pre-Heat Time	15 minutes	15 minutes	15 minutes
Cooking Area (WD)	24" x 23.86"	36" x 23.86"	60" x 23.86"
Net Weight	155.4 lb. / 70.5 kg.	220.5 lb. / 100 kg.	339.5 lb. / 154 kg.
Net Dimensions	24" x 28.7" x 15.6"	36" x 28.7" x 15.6"	60" x 28.7" x 15.6"
Gross Weight	202.8 lb. / 92 kg.	284.4 lb. / 129 kg.	456.4 lb. / 207 kg.
Gross Dimensions	27.56" x 33.46" x 19.29"	39.37" x 33.46" x 19.29"	62.99" x 33.46" x 19.29"

ELITE COUNTERTOP STAINLESS STEEL GAS GRIDDLE WITH THERMOSTATIC CONTROL



FEATURES

- 3/4" thick polished steel cooking surface
- Thermostatically controlled independent cooking zones
- Large and robust dial controls
- Stainless steel burners
- Burner thermostatic valves
- Removable full width waste tray
- Heavy-duty adjustable feet
- 3/4" rear gas connection
- Cabinet bases available for 24" and 36" (items 43838 & 44229)
- Unit comes with conversion kit. (Gas conversion to be completed by an approved Gas Field Technician.)



	15" wide Thermo Griddle	24" wide Thermo Griddle	36" wide Thermo Griddle	48" wide Thermo Griddle
Item	43016	43017	43018	43019
Model	CE-CN-G15TPF	CE-CN-G24TPF	CE-CN-G36TPF	CE-CN-G48TPF
Number Of Burners	1	2	3	4
BTU	30,000	60,000	90,000	120,000
Cooking Area (WD)	15" x 20"	24" x 20"	36" x 20"	48" x 20"
Gas Type	Natural Gas	Natural Gas	Natural Gas	Natural Gas
Net Weight	111.6 lb. / 50.60 kg.	125 lb. / 56.85 kg.	228 lb. / 103.50 kg.	300 lb. / 136 kg.
Net Dimensions (WDH)	15" x 32.7" x 16.7"	24" x 32.7" x 16.7"	36" x 32.7" x 16.7"	48" x 32.7" x 16.7"
Gross Weight	142 lb. / 64 kg.	189 lb. / 85.7 kg.	288 lb. / 130.6 kg.	387 lb. / 175.5 kg.
Gross Dimensions	17" x 32" x 18.5"	25" x 31" x 18"	38" x 32" x 18.5"	50" x 33" x 18.5"

COUNTERTOP GAS GRIDDLE WITH THERMOSTAT CONTROL



FEATURES

- 1" thick griddle plate, and standing pilot ignition
- Thermostatically controlled independent cooking zones
- Thermostat range: 200-450°F (93-232°C)
- Large 12" robust dial controls
- Front stainless steel edge and cabinet
- Back and side splash guards fully welded to griddle plate
- Adjustable stainless steel non-skid feet
- 4.5 quart grease drawer with weep hole, that's easy to remove
- 3/4" rear gas connection
- Unit comes with conversion kit. (Gas conversion to be completed by an approved Gas Field Technician.)



	24" Griddle with 2 Burners	36" Griddle with 3 Burners	48" Griddle with 4 Burners
Item	47371	47372	47373
Model	CE-CN-G24-TP	CE-CN-G36-TP	CE-CN-G48-TP
Number Of Burners	2	3	4
BTU	56,000	84,000	112,000
Pre-Heat Time	15 minutes	15 minutes	15 minutes
Cooking Area	24" x 20.7"	36" x 20.7"	48" x 20.7"
Gas Type	Natural	Natural	Natural
Net Weight	156 lb. / 71 kg.	274.5 lb. / 124.5 kg.	348.3 lb. / 158 kg.
Net Dimensions	24" x 29" x 15.4"	36" x 28.7" x 15.6"	48" x 28.7" x 15.6"
Gross Weight	240 lb. / 109 kg.	339.5 lb. / 154 kg.	432.1 lb. / 196 kg.
Gross Dimensions	27.5" x 35.5" x 19.3"	39.37" x 33.46" x 19.29"	51.18" x 33.46" x 19.29"

COUNTERTOP STAINLESS STEEL RADIANT GAS CHARBROILER



FEATURES

- Heavy-duty cast iron grilling grates
- Manually controlled independent cooking zones
- Large and robust dial controls
- Stainless steel burners
- Burner manual valves
- Removable full width waste tray
- Heavy-duty adjustable feet
- 3/4" rear gas connection
- Field convertible propane kit included
- Cabinet bases available for 24" and 36" (items 43838 & 44229)
- Unit comes with conversion kit. (Gas conversion to be completed by an approved Gas Field Technician.)



	15" Charbroiler	24" Charbroiler	36" Charbroiler	48" Charbroiler
Item	43736	43727	43728	43729
Model	CE-CN-CBR15	CE-CN-CBR24	CE-CN-CBR36	CE-CN-CBR48
Number Of Burners	1	2	3	4
BTU	40,000	80,000	120,000	160,000
Cooking Area (WD)	15" x 20"	24" x 20"	36" x 20"	48" x 20"
Gas Type	Natural Gas	Natural Gas	Natural Gas	Natural Gas
Net Weight	88 lb. / 40.10 kg.	137 lb. / 62.05 kg.	199.6 lb. / 90.55 kg.	260 lb. / 117.9 kg.
Net Dimensions (WDH)	15" x 30.3" x 16.7"	24" x 30.3" x 16.7"	36" x 30.3" x 16.7"	48" x 30.3" x 16.7"
Gross Weight	111 lb. / 50 kg.	177 lb. / 80 kg.	245 lb. / 111 kg.	316 lb. / 143.25 kg.
Gross Dimensions	17" x 30" x 18.5"	26" x 30" x 18.5"	38" x 30" x 18.5"	50" x 30" x 18.5"

COUNTERTOP STAINLESS STEEL RADIANT GAS CHARBROILER



FEATURES

- Manually controlled independent cooking zones
- U shape burners, that provide even heat distribution every 12"
- Standing pilot ignition
- 10 gauge stainless steel radiants
- Front stainless steel edge and cabinet
- Back and side splash guards
- Adjustable stainless steel non-skid feet
- Full width crumb tray, that's easy to remove
- 3/4" rear gas connection
- Unit comes with conversion kit. (Gas conversion to be completed by an approved Gas Field Technician.)



	12" wide Radiant Gas Charbroiler	24" Radiant Gas Charbroiler	36" wide Radiant Gas Charbroiler	48" wide Radiant Gas Charbroiler
Item	47376	47377	47378	47766
Model	CE-CN-CB12-M	CE-CN-CB24-M	CE-CN-CB36-M	CE-CN-CB48-M
Number Of Burners	1	2	3	4
BTU	35,000	70,000	105,000	140,000
Pre-Heat Time	5 minutes	5 minutes	5 minutes	5 minutes
Cooking Area (WD)	12" x 23.86"	24" x 23.86"	36" x 23.86"	48" x 23.86"
Gas Type	Natural Gas	Natural Gas	Natural Gas	Natural Gas
Net Weight	69.4 lb. / 31.5 kg.	111.3 lb. / 50.5 kg.	154.3 lb. / 70 kg.	195 lb. / 90 kg.
Net Dimensions (WDH)	12" x 27.6" x 15.2"	24" x 27.6" x 15.2"	36" x 27.6" x 15.2"	48" x 27.6" x 15.2"
Gross Weight	101.4 lb. / 46 kg.	157.6 lb. / 71.5 kg.	212.7 lb. / 96.5 kg.	269 lb. / 122 kg.
Gross Dimensions	15.75" x 33.46" x 19.29"	27.56" x 33.46" x 19.29"	39.37" x 33.46" x 19.29"	51.2" x 33.5" x 19.3"
Lava Rock Kit	N/A	47763	47764	47765

COOKTOPS & RANGES

SINGLE/DOUBLE STOCK POT RANGE



FEATURES

- Material: Stainless steel
- Equipped with flame out protector
- Cast iron burner with stainless steel drip pans
- Smooth appearance and arc-shaped edge design, easy to clean
- Unit comes with conversion kit. (Gas conversion to be completed by an approved Gas Field Technician.)

	Single Burner	Dual Burner
Item	37525	37529
Model	CE-CN-0533-S	CE-CN-1060-S
Number of Burners	1 x (3 rings, 2 valves)	2 x (3 rings, 2 valves)
BTU	100,000 BTU	200,000 BTU
Temperature Range	50° - 300°C / 122° - 572°F	50° - 300°C / 122° - 572°F
Net Weight	103.4 lb. / 46.9 kg.	191.4 lb. / 86.8 kg.
Gross Weight	115 lb. / 52 kg.	203 lb. / 92 kg.
Net Dimensions (DWH)	21" x 18" x 24.5"	41.75" x 18" x 24.5"
Gross Dimensions	25" x 20" x 17"	46" x 20" x 22"



STAINLESS STEEL ELECTRIC GRIDDLE - HALF RIBBED SURFACE



FEATURES

- Perfect for imprinting sear marks without the need for a separate chargrill
- Grooves allow excess fats and oils to run through the drainage channel
- Two independent thermostat controls to provide increased flexibility and consistent heat

Item	41373
Model	CE-CN-0610-FR
Temperature	60°C to 300°C / 140°F to 572°F
Power	3,600 W
Electrical	240V / 60Hz / 1Ph
Cooking Area	23.87" x 16"
Net Weight	92.6 lb. / 42 kg.
Net Dimensions (DWH)	20.63" x 23.87" x 8.87"
Gross Weight	97.2 lb. / 44.1 kg.
Gross Dimensions	26" x 22" x 12"



41373

ELECTRIC CHARBROILER WITH GRILL AND GRIDDLE PLATE ATTACHMENTS




FEATURES

- Adjustable controls to choose desired temperature
- Heavy-duty 1-inch cast iron plates can be converted from grilling plates to griddle plates

	14" wide Cooking Area NEW!
Item	49885
Model	CE-CN-0350-240V
Temperature	121°C - 148°C / 250°F - 300°F
Power	3,600 W
Electrical	240V / 60Hz / 1Ph
Cooking Area	14" x 19"
Net Weight	97.79 lb. / 43 kg.
Net Dimensions (DWH)	16.3" x 28" x 12.8"
Gross Weight	98 lb. / 44.5 kg.
Gross Dimensions	30" x 19" x 15.5"



49885



Interchangeable Grilling/Griddle Plate

COUNTERTOP STAINLESS STEEL ELECTRIC GRIDDLE



For 43212



For 43213



For 43214



For 48601,48602

*Power cord and plug not included; must be installed by a certified electrician



FEATURES

- Commercial heavy-duty stainless steel construction
- Quick heating and large cooking area
- Top and bottom double welding technology
- Thick steel cooking plate, high heat retention and even heating
- Stainless steel control knobs
- Large removable grease tray
- Extra steel splash-guard inside and back for protection against grease and spills
- Power and heating lights
- High output, high efficient and energy saving



	16" wide Cooking Area	24" wide Cooking Area	30" wide Cooking Area	36" wide Cooking Area	48" wide Cooking Area
Item	43212	43213	43214	48601	48602
Model	CE-CN-0405	CE-CN-0613	CE-CN-0766	CE-CN-0914	CE-CN-1219
Temperature	65° - 300°C 150° - 570°F	65° - 300°C 150° - 570°F	65° - 300°C 150° - 570°F	65° - 300°C 150° - 570°F	65° - 300°C 150° - 570°F
Power	1,750 W	3,560 W	4,500 W	10,080 W	14,000 W
Electrical	220V / 60Hz / 1Ph	220V / 60Hz / 1Ph	220V / 60Hz / 1Ph	220V / 60Hz / 1Ph	220V / 60Hz / 1Ph
Cooking Area	16" x 15.5"	24" x 15.5"	30" x 15.5"	36" x 15.5"	48" x 15.5"
Net Weight	53.6 lb. / 24.3 kg.	79.4 lb. / 36 kg.	97 lb. / 44 kg.	204 lb / 92.5 kg	363 lb / 165 kg
Net Dimensions	16" x 15.6" x 9.4"	24" x 20" x 9.4"	30" x 20" x 9.4"	36.2" x 20" x 9.4"	48" x 25" x 9.5"
Gross Weight	63.7 lb. / 28.9 kg.	91.3 lb. / 41.4 kg.	110 lb. / 50kg.	217 lb / 98.8 kg	397 lb / 180 kg
Gross Dimensions	24" x 14" x 18"	28.5" x 23" x 13"	34" x 23" x 13"	40.5" x 23" x 13"	51.2" x 30" x 18.5"

STAINLESS STEEL GRIDDLES - SMOOTH SURFACE



*Power cord and plug not included; must be installed by a certified electrician

FEATURES

- Made of stainless steel to ensure durability
- Designed to be safe and energy efficient
- Item 34870 features two independent thermostat controls

	22" wide Cooking Area	29" wide Cooking Area
Item	34869	34870
Model	CE-CN-3000	CE-CN-4400
Temperature	0°C to 300°C / 32°F to 572°F	0°C to 300°C / 32°F to 572°F
Power	3,000 W	4,400 W
Electrical	220V / 60Hz / 1Ph	220V / 60Hz / 1Ph
Cooking Area	21.75" x 13.75"	28.5" x 15.75"
Net Weight	50.75 lb. / 23 kg.	70.5 lb. / 32 kg.
Net Dimensions (DWH)	17.75" x 21.75" x 9"	19.75" x 28.75" x 9"
Gross Weight	52 lb. / 23.6 kg.	79 lb. / 35.8 kg.
Gross Dimensions	26" x 22" x 12 "	33" x 25" x 13"
Extra Info	-	Power cord and plug not included; must be installed by a certified electrician.

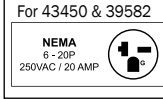
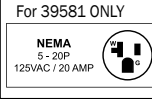
34869



34870



QUARTZ ADJUSTABLE SALAMANDER



FEATURES

- Quick quartz heating from top
- Adjustable heating supply
- Energy server device
- Removable base tray
- Rubber feet
- Available wall mount



39581



43450



39582

	Single / 14" x 18" Warming Base	Single / 14" x 21" Warming Base	Double / 14" x 23" Warming Base
Item	39581	43450	39582
Model	CE-CN-1506-S	CE-CN-0580-S	CE-CN-1633-D
Power	1,800 W	3,200 W	3,200 W
Electrical	120V / 60Hz / 1Ph	240V / 60Hz / 1Ph	240V / 60Hz / 1Ph
Net Weight	72.8 lb. / 33 kg.	107 lb. / 48.50kg.	107 lb. / 48.5kg.
Net Dimensions (DWH)	20.2" x 18.1" x 21"	22.83" x 20.27" x 20.86"	21" x 23.3" x 21"
Gross Weight	77 lb. / 35 kg.	112 lb. / 51kg.	111 lb. / 50.5 kg.
Gross Dimensions	23" x 20" x 23"	24.80" x 22.44" x 22.44"	36" x 24" x 27"

NATURAL GAS / PROPANE INFRARED CHEESE MELTERS



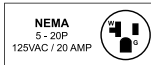
FEATURES

- Standing pilot ignition system
- Chrome plated wiring grid rack included
- Adjustable rack position
- Stainless steel front and sides
- Removable oil collector for easy cleaning
- Unit comes with conversion kit.
(Gas conversion to be completed by an approved Gas Field Technician.)



	24" Wide	36" Wide	48" Wide
Item	46030	46031	46032
Model	FW-CN-0024	FW-CN-0036	FW-CN-0048
Gas Type	Natural Gas / Liquid Propane	Natural Gas / Liquid Propane	Natural Gas / Liquid Propane
BTU/Hour	20,000	30,000	40,000
Net Weight	101 lb. / 46 kg.	139 lb. / 63 kg.	185 lb. / 84 kg.
Net Dimensions	24" x 29" x 23"	36" x 29" x 23"	48" x 29" x 23"
Gross Weight	145.5 lb. / 66 kg.	196 lb. / 89 kg.	251 lb. / 114 kg.
Gross Dimensions	30" x 25" x 30"	42.5" x 25" x 30"	54" x 25" x 30"

COUNTERTOP INDUCTION COOKER



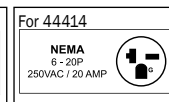
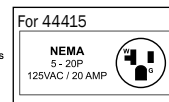
FEATURES

- Child lock function
- Black crystal glass plate
- Timer (0-180 minutes)
- 8 adjustable power levels (300W-1800W)
- Works with pans or pots with bottom up to 10" / 260 mm diameter

Item	45486
Model	CE-CN-0288
Temperature Range	60°C to 240°C / 140°F to 464°F
Power	300 W - 1,800 W
Amps	2.5 A - 15 A
Electrical	120V / 60Hz / 1Ph
Cooking Surface	11.5" x 11.5"
Net Weight	5.5 lb. / 2.5 kg.
Net Dimensions	11.5" x 13.8" x 2.4"
Gross Weight	6.2 lb. / 2.8 kg.
Gross Dimensions	13" x 4" x 16"



INDUCTION COOKERS WITH STAINLESS STEEL BODY




FEATURES

- Constructed of stainless steel
- Equipped with a LED digital display and controls for easy and accurate temperature adjustments and timer settings
- Energy efficient; all heat is contained and transferred directly to cookware placed onto the unit

Item	44415	44414
Model	CE-CN-1800-A	CE-CN-3500-A
Power	1,800 W	3,500 W
Amps	15 A	14.6 A
Electrical	120V / 60 Hz / 1Ph	240V / 60 Hz / 1Ph
Temperature Range	60°C to 238°C / 140°F to 460°F	60°C to 238°C / 140°F to 460°F
Cooking Surface	11" x 11"	11" x 11"
Net Weight	10 lb. / 4.70 kg.	10 lb. / 4.70 kg.
Net Dimensions (DWH)	16.46" x 13" x 4"	16.46" x 13" x 4"
Gross Weight	11.5 lb. / 5.2 kg.	11.5 lb. / 5.2 kg.
Gross Dimensions	18.4" x 14.6" x 5.8"	18.4" x 14.6" x 5.8"



SUPER WIDE COMMERCIAL COUNTERTOP INDUCTION COOKER



Item	44744
Model	CE-CN-0034-T
Temperature Range	60°C to 238°C / 140°F to 460°F
Power	3,400 W
Amps	15 A
Electrical	208-240V / 50-60Hz / 1Ph
Cooking Surface	14" x 14" x 0.16"
Net Weight	19 lb. / 8.7 kg.
Net Dimensions	18" x 22" x 5"
Gross Weight	29 lb. / 3.2kg.
Gross Dimensions	21.9" x 16" x 25"



Fryers

15/30 LB. COUNTERTOP GAS FRYERS



FEATURES

- Stainless steel main body
- Thermostat control valves and pilot burner
- Stainless steel oil tank
- Easy to operate and clean

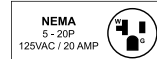


	15 lb. Oil Capacity with Natural Gas Type	30 lb. Oil Capacity with Natural Gas Type	15 lb. Oil Capacity with Propane Gas Type	30 lb. Oil Capacity with Propane Gas Type
Item	43086	43088	43087	43089
Model	CE-CN-UR-CF15-NG	CE-CN-UR-CF30-NG	CE-CN-UR-CF15-LP	CE-CN-UR-CF30-LP
Oil Capacity	15 lb. / 7 kg.	30 lb. / 14 kg.	15 lb. / 7 kg.	30 lb. / 14 kg.
Gas Type	Natural Gas	Natural Gas	Propane	Propane
BTU	26,500	53,000	26,500	53,000
Temperature	93°C to 204°C / 200°F to 400°F	93°C to 204°C / 200°F to 400°F	93°C to 204°C / 200°F to 400°F	93°C to 204°C / 200°F to 400°F
Net Weight	62 lb. / 28 kg.	84 lb. / 38.3 kg.	62 lb. / 28 kg.	84 lb. / 38.3 kg.
Gross Weight	68 lb. / 30.8 kg.	112 lb. / 50.6 kg.	81 lb. / 36.7 kg.	112 lb. / 50.6 kg.
Net Dimensions (DWH)	33" x 11" x 30"	33" x 17" x 30"	33" x 11" x 30"	33" x 17" x 30"
Gross Dimensions	32" x 14" x 26"	32" x 20" x 31"	32" x 14" x 31"	32" x 20" x 31"

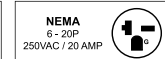
10/15 LB. ELITE SERIES ELECTRIC COUNTERTOP SINGLE BASKET DEEP FRYERS



For 47281:



For 47282:



FEATURES

- Ideal for small to medium applications
- Stainless steel main body
- Controlled by thermostat
- Thermostat control valves
- Temperature range: 79.4 - 198.9°C (175 - 390°F)
- Comes with one fryer basket and lid

	10 lb. Single Basket Fryer	15 lb. Single Basket Fryer
Item	47281	47282
Model	CE-CN-0401	CE-CN-0402
Oil Capacity	10 lb. / 4.5 kg.	15 lb. / 6.8 kg.
Power	1,800 W	3,600 W
Electrical	120V / 60Hz / 1Ph	240V / 60Hz / 1Ph
Basket Dimensions	Single Basket: 8.1" x 7.9" x 4.5" Double Basket: 8.1" x 3.9" x 4.5"	Single Basket: 8.1" x 7.9" x 5.5" Double Basket: 8.1" x 3.9" x 5.5"
Temperature Range	79.4°C to 198.9°C / 175°F to 390°F	79.4°C to 198.9°C / 175°F to 390°F
Weight	14.3 lb. / 6.5 kg.	17 lb. / 7.7 kg.
Gross Weight	18.1 lb. / 8.2 kg.	20.9 lb. / 9.5 kg.
Dimensions (WDH)	10.7" x 18.2" x 12.7"	10.7" x 18.2" x 14.7"
Gross Dimensions	22" x 13.8" x 16.9"	22" x 13.8" x 18.9"



13 LB. COUNTERTOP ELECTRIC FRYERS



For 34867



For 34868 (x2)



For 39371



For 39372 (x2)



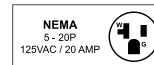
FEATURES

- Ideal for small to medium applications
- Body is made of stainless steel to allow easy cleaning
- Equipped with a limit switch to prevent overheating
- Controlled by a thermostat
- Operating temperatures range from 50°-190°C (122°-374°F)
- Comes with fryer baskets and lid(s)



	110V Single Table Top	110V Double Table Top	220V Single Table Top	220V Double Table Top
Item	34867	34868	39371	39372
Model	CE-CN-0006	CE-CN-0012	CE-CN-0006-D	CE-CN-0012-D
Oil Capacity	13.2 lb.	13.2 lb. + 13.2 lb.	13.2 lb.	13.2 lb. + 13.2 lb.
Power	1,350 W	1,350 + 1,350 W	2,500 W	2,500 + 2,500 W
Amps	12.3 A	14.5 A	11.4 A	11.4 A
Electrical	110V / 60Hz / 1Ph	110V / 60Hz / 1Ph	220V / 60Hz / 1Ph	220V / 60Hz / 1Ph
Temperature Range	50°C to 190°C / 122°F to 374°F	50°C to 190°C / 122°F to 374°F	50°C to 190°C / 122°F to 374°F	50°C to 190°C / 122°F to 374°F
Basket Dimensions	8.25" x 3.5" x 4.25"(x2)	8.25" x 3.5" x 4.25"(x4)	8.25" x 3.5" x 4.25"(x2)	8.25" x 3.5" x 4.25"(x4)
Net Weight	11 lb. / 5 kg.	22 lb. / 10 kg.	11 lb. / 5 kg.	22 lb. / 10 kg.
Net Dimensions (DWH)	17.5" x 11.25" x 11.75"	17.5" x 22.75" x 11.75"	17.5" x 11.25" x 11.75"	17.5" x 22.75" x 11.75"
Gross Weight	15 lb. / 6.8 kg.	27 lb. / 12.2 kg.	11 lb. / 5 kg.	22 lb. / 10 kg.
Gross Dimensions	13" x 19.9" x 13.4"	25.2" x 19.9" x 13.4"	13" x 19.9" x 13.4"	25.2" x 19.9" x 13.4"
Optional Item	Replacement lid (Item 63500)			

25 LB. ELECTRIC COUNTERTOP FRYER WITH SCREEN



FEATURES

- Serves a variety of fried snacks such as fries, onion blossom, crispy vegetables, and funnel cakes
- Generous oil capacity of 3 gallons
- Simple and lightweight design makes it portable and easy to set up at any venue
- Has one screen and a cooking area of (DWH) 17.7" x 17.7" x 6"

Item	44522
Model	CE-CN-1700-F
Oil Capacity	25 lb. / 11.3 kg.
Power	1,700 W
Amps	14.5 A
Electrical	120V / 60Hz / 1Ph
Temperature Range	93 - 188°C / 200 - 370°F
Number of Screens	1
Cooking Area (WDH)	17.7" x 17.7" x 6"
Screen Dimensions (WD)	15" x 14"
Net Weight	37.5 lb. / 17 kg.
Net Dimensions (WDH)	18" x 24" x 14"
Gross Weight	55 lb. / 25 kg.
Gross Dimensions (WDH)	26.8" x 22" x 18.9"



GAS FLOOR FRYERS WITH 40-70LB. OIL CAPACITY



TANK WARRANTY



FEATURES

- 439 Stainless steel tank ensures easy cleaning
- Cast iron burners for the best performance
- Gas supply cut off automatically once pilot is shut off
- Thermostat temperature: 200°F to 400°F / 93°C to 204°C
- Two chrome baskets included
- One nickel plated tube rack; one drain extension
- Built-in heat deflector
- 6" Adjustable legs

	40lb Oil Capacity with Natural Gas Type	50lb Oil Capacity with Natural Gas Type	70lb. Oil Capacity with Natural Gas Type
Item	44225	46019	46021
Model	CE-CN-0023-FN	CE-CN-0025-FN	CE-CN-0032-FN
Gas Type	Natural Gas	Natural Gas	Natural Gas
Oil Capacity	35-40 lb. / 18.5-23L	45-50 lb. / 21.3-25 L	70lb. / 35.75 L
BTU	90,000	120,000	150,000
Temperature Range	93 - 204°C / 200 - 400°F	93 - 204°C / 200 - 400°F	93 - 204°C / 200 - 400°F
Net Weight	143 lb. / 65 kg.	156.5 lb. / 71 kg.	172 lb. / 78 kg.
Net Dimensions	30.2" x 15.51" x 46.53"	30.2" x 15.51" x 46.53"	21" x 30.2" x 46.5"
Gross Weight	157 lb. / 71 kg.	169 lb. / 76.7 kg.	183 lb. / 83 kg.
Gross Dimensions	33" x 18" x 34"	18" x 33" x 34"	24" x 33" x 34"

	40lb Oil Capacity with Propane Gas Type	70lb. Oil Capacity with Propane Gas Type
Item	43422	46020
Model	CE-CN-0023-FP	CE-CN-0032-FP
Gas Type	Propane	Propane
Oil Capacity	35-40 lb. / 18.5-23L	70lb. / 35.75 L
BTU	90,000	150,000
Temperature Range	93 - 204°C / 200 - 400°F	93 - 204°C / 200 - 400°F
Net Weight	143 lb. / 65 kg.	172 lb. / 78 kg.
Net Dimensions	30.2" x 15.51" x 46.53"	21" x 30.2" x 46.5"
Gross Weight	158.4 lb. / 71.8 kg.	183 lb. / 83 kg.
Gross Dimensions	33" x 18" x 34"	24" x 33" x 34"



44225 / 46019 / 43422 / 46021 / 46020

1-PHASE ELECTRIC FLOOR FRYER WITH 40 LB OIL CAPACITY

Field installation required. Power cord not included.



FEATURES

- Stainless Steel Front and Fry Pot, Galvanized sides
- On/Off Power Switch
- Deep Cold Zone with Forward Sloping Bottom
- Oil Draining Extension
- Comes with 2 fryer baskets

	208V / 12,000W / 1Ph	240V / 14,000W / 1Ph
Item	47740	47739
Model	CE-CN-0040-208-1	CE-CN-0040-240-1
Oil Capacity	40 lb. / 18.14 kg.	40 lb. / 18.14 kg.
Fry Basket Dimensions	6.5" x 12.24" x 6"	6.5" x 12.24" x 6"
Temperature Range	50 to 190°C / 122 to 374°F	50 to 190°C / 122 to 374°F
Power	12,000 W	14,000 W
Amps	58 A	59 A
Electrical	208V / 60Hz / 1Ph	240V / 60Hz / 1Ph
Net Weight	123.45 lb. / 56 kg.	123.45 lb. / 56 kg.
Net Dimensions (DWH)	27.2" x 15.7" x 44"	27.2" x 15.7" x 44"
Gross Weight	150 lb. / 68 kg.	150 lb. / 68 kg.
Gross Dimensions	29.5" x 18.5" x 43.3"	29.5" x 18.5" x 43.3"



3-PHASE ELECTRIC FLOOR FRYER WITH 40 LB OIL CAPACITY

Field installation required. Power cord not included.




	208V / 12,000W / 3Ph	240V / 14,000W / 3Ph
Item	47331	44591
Model	CE-CN-0040-208-3	CE-CN-0040
Oil Capacity	40 lb. / 18.14 kg.	40 lb. / 18.14 kg.
Fry Basket Dimensions	6.5" x 12.24" x 6"	6.5" x 12.24" x 6"
Temperature Range	50 to 190°C / 122 to 374°F	50 to 190°C / 122 to 374°F
Power	12,000	14,000
Amps	34 A	34 A
Electrical	208V / 60Hz / 3Ph	240V / 60Hz / 3Ph
Number of Basket	2	2
Net Weight	123.45 lb. / 56 kg.	123.45 lb. / 56 kg.
Net Dimensions (DWH)	27.2" x 15.7" x 44"	27.2" x 15.7" x 44"
Gross Weight	150 lb. / 68 kg.	150 lb. / 68 kg.
Gross Dimensions	29.5" x 18.5" x 43.3"	29.5" x 18.5" x 43.3"



COVER AND SPLASH GUARD FRYERS ACCESSORIES

Item	Description	Compatible
47453	Tank Cover Stainless Steel for Gas Fryer - 23.3" X 26.3"	#46020 / 46021
47452	Tank Cover Stainless Steel for Gas Fryer - 17.7" x 26.3"	#43422 / 44225 / 46019
47451	Stainless Steel Side Splash Guard for Fryer - 20-1/2" D x 18" W	Fryers



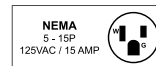
FRYERS ACCESSORIES



Item	Description	Quantity/Case (pcs.)
47534	33" Deep Fryer Clean Out Rod With Angled Shape	1
47535	8.25" L-tip Shaped Deep Fryer Brush	1
47536	19" Stainless Steel Deep Fryer Crumb Scoop with 6" x 1.77" x 2.6" scoop size	1



OIL FILTERING MACHINE WITH 23L CAPACITY



FEATURES

- Ideal for fast food restaurants, buffets, and other busy food establishments
- Operating temperature 177°C/350°F
- Filter papers included

Item	44481
Model	OF-CN-0030
Capacity	23 L
Power	1/3 hp / 249 W
Amps	6 A
Electrical	120V / 60Hz
Filter Speed	13.3 L / min
Net Weight	59 lb. / 27 kg.
Net Dimensions (WDH)	17" x 24.8" x 39"
Gross Weight	70.5 lb. / 32 kg.
Gross Dimensions	28.7" x 20.9" x 20"
Additional Item	Item 68754: 100QTy - 15" x 13.6" Filter Paper per pack



Outdoor Cooking Equipment

STAINLESS STEEL OUTDOOR PROPANE BBQ GRILLS



FEATURES

- Made of 304 stainless steel (including grids, burners, and fasteners)
- Heat up to cooking temperature in 4 minutes
- Tank holder on the back of the unit (hold 20 lb. propane tank)
- Storage shelf and angled legs for durability
- 1.312" - 5 ACME gas inlet size

	With Top and Side Shelf	With Top and Side Shelf & 2 Roll Dome
Item	47352	47353
Model	CE-CN-0030-S LP	CE-CN-0060-S LP
Number Of Burners	4	8
Gas Type / Propane Tank Size	Propane / 20 lb.	Propane / 20 lb.
BTU	64,000	128,000
Pre-Heat Time	4 minutes	4 minutes
Cooking Area (WD)	27.71" x 19.49"	55.43" x 19.49"
Net Weight	125.9 lb. / 57.1 kg.	242.5 lb. / 110 kg.
Net Dimensions	33.54" x 25.87" x 34.72"	64.17" x 25.87" x 34.72"
Gross Weight	136.7 lb. / 62 kg.	273.4 lb. / 124 kg.
Gross Dimensions	33.46" x 26.38" x 18.11"	66.93" x 26.57" x 22.05"

47352



47353



STAINLESS STEEL CHARCOAL KEBAB GRILLS



FEATURES

- Ideal for grilling kebabs and vegetables
- Made of stainless steel
- Sturdy and reliable construction
- Easy assembly and lightweight

Item	47316
Model	CE-IT-0230
Cooking Area	21.3" x 5.5"
Net Weight	9.9 lb. / 4.5 kg.
Net Dimensions	25.6" x 11.4" x 26.4"
Gross Dimensions	25.6" x 5.5" x 5.9"

47316



STAINLESS STEEL CHARCOAL KEBAB GRILLS



FEATURES

- Ideal for grilling kebabs and vegetables
- Made of painted steel (47310 is stainless steel*)
- Sturdy and reliable construction
- Easy assembly and lightweight



	Painted Steel Charcoal BBQ Grill	Stainless Steel Charcoal BBQ Grill with Stainless Steel Brazier	Painted Steel Charcoal BBQ Grill Stainless Steel Brazier & Panel
Item	47309	47310	47311
Model	CE-IT-0127	CE-IT-0291	CE-IT-0156
Cooking Area	19.7" x 11.8"	29.5" x 11.8"	22.8" x 14.6"
Net Weight	30.9 lb. / 14 kg.	24.3 lb. / 11 kg.	19.8 lb. / 9 kg.
Net Dimensions	22.4" x 14.2" x 26.8"	31.5" x 12.6" x 31.5"	27.6" x 18.9" x 33.1"
Gross Dimensions	20.1" x 12.2" x 4.7"	30.3" x 11.8" x 5.9"	23.2" x 15.4" x 6.7"

	Painted Steel Charcoal BBQ Grill with 2 Wheels	Painted Steel Charcoal BBQ Grill with Double Braizer & 2 Wheels	Painted Steel Charcoal BBQ Grill with Stainless Steel Double Grid & Central Rod for Vertical Cooking
Item	47312	47313	47314
Model	CE-IT-0128	CE-IT-0154	CE-IT-0155
Cooking Area	23.6" x 15.7"	29.5" x 14.6"	22.8" x 14.6"
Net Weight	23.1 lb. / 10.5 kg.	33.1 lb. / 15 kg.	29.8 lb. / 13.5 kg.
Net Dimensions	27.6" x 16.1" x 31.5"	34.6" x 18.9" x 37"	40.2" x 20.1" x 39.4"
Gross Dimensions	24.4" x 16.5" x 5.5"	30.7" x 15.7" x 6.3"	23.6" x 15.7" x 9.1"

PORTABLE OUTDOOR PROPANE – BLACK Available in USA only



FEATURES

- Perfect for your outdoor cooking needs
- Durable Build – Made with heavy-duty steel frame & cast iron burner
- Adjustable Flame Control – Powerful burner for efficient heat
- Versatile Cooking, boiling, frying, and even grilling

Item	44633
Model	CE-CN-0065
Total BTU	65,000
Number of Burners	1
Max. Weight Limit	176 lb. / 80 kg.
Net Weight	18 lb. / 8 kg.
Net Dimensions (DWH)	15.5" x 15.5" x 11"
Gross Weight	19 lb. / 8.6 kg.
Gross Dimensions	18" x 18" x 15"



OUTDOOR WOOD BURNING OVENS



FEATURES

- The unique vertical design with separate chambers for the fire and oven allowing wood flavor smoke to enter the oven chamber for that traditional wood fired flavor
- Rated for temperatures up to 510°C/ 950°F
- Provide a combination of baking and roasting
- Suitable for preparing all kinds of food from pizzas, roasts, ribs, poultry, lamb, vegetables, brisket, bread, pies and the creativity of any discerning outdoor chef



	19" x 18" x 10" Cook Chamber	18.5" x 36.25" x 11.25" Cook Chamber
Item	31312	31313
Model	CE-CN-1188	CE-CN-1677
Overall Height	(Including chimney and cap) 92"	(Without stand) 72" (With stand) 96"
Cook Chamber Interior	19" x 18" x 10"	18.5" x 36.25" x 11.25"
Fire Box Chamber	(DWH) 16" x 21" x 7"	(DWH) 16" x 38.5" x 9.5"
Insulation	Ceramic fibre insulation, aprox. 2" Thick	Ceramic fibre insulation, aprox. 2" Thick
Weight	485 lb. / 220 kg.	(Oven) 700 lb. / 317.5 kg. (Cart) 60 lb. / 27.27 kg.
Dimensions (DWH)	(Oven) 19" x 34" x 28.5" / 92"H (Stand) 19" x 34" x 23"	19" x 46" x 31.5" / 96"H with stand and chimney



Oven (31313) and stand (23527) are sold separately

ACCESSORIES FOR ITEM 31312 & 31313 WOOD BURNING OVENS



23527



23555



23556



23557

Item	Description	Dimensions (DWH)	Gross Weight
23527	Stand with wheels for item 31313	19" x 46" x 22"	60 lb. / 27 kg.
23555	Attachable side BBQ	16" x 18"	35 lb. / 16 kg.
23556	Removable stainless steel/Oven shelf	18" x 12"	1 lb. / 0.5 kg.
23557	Large shelf for item 31313	36" x 16"	3 lb. / 1.4 kg.

STAINLESS STEEL PIZZA WOOD BURNING OVEN



FEATURES

- Made of durable stainless steel
- Comes with pizza peel, brush, pizza cutter, and pie server

Item	43113	48113
Model	WO-CN-0640	WO-CN-0640R
Material	Stainless Steel Construction	Stainless Steel Construction with Red Enamel Coating Shield
Heating Time	5 minutes	
Opening (Wh)	20.75" x 10.5"	
Cooking Area	25.19" x 29.5" (fire brick floor)	
Temperature	Up to 426°C / 800°F	
Smoker Stack	5" x 29"	
Net Weight	180 lb. / 81.6 kg.	
Net Dimensions (WDH)	38.5" x 30.7" x 78.75"	
Gross Weight	205 lb. / 93 kg.	
Gross Dimensions	35" x 35" x 27.5"	
Optional Cover	Item 46685: PVC Cover (38" x 30.7" x 79")	

Oven accessories



46685
Optional PVC Cover



43113

48113

STAINLESS STEEL PIZZA WOOD BURNING & GAS OVEN



FEATURES

- Made of durable stainless steel with firebrick inside the oven
- Wheels included, making it easy to move
- Accessories including: hook, cutter, scraper, brush, and shovel

Item	49113
Model	CE-CN-0098-WG
Material	403 Stainless Steel, Firebrick inside Oven
Cooking Time	5 minutes
BTU	35,000 BTU
Cooking Area	25.2" x 29.5"
Net Weight	136.7 lb. / 62 kg.
Net Dimensions (DWH)	30.7" x 38.6" x 78.7"
Gross Weight	180.8 lb. / 82 kg.
Gross Dimensions (DWH)	35" x 35" x 27.5"
Optional Cover	Item 46685: PVC Cover (38" x 30.5" x 79")

Oven accessories



STAINLESS STEEL COUNTERTOP PIZZA WOOD BURNING & GAS OVEN



FEATURES

- Its compact design makes it easy to carry and store
- Built-in thermometer and fuelled by wood pellets for consistent temperature
- Pizza stone is large enough for several small pizzas or one large pizza

Item	44432
Model	WO-CN-0018-B
Material	SUS430, Cover is Steel, Chimney is SUS201
Max. Working Temperature	Up to 350°C / 662°F
Smoker Stack (Dia x H)	3.5" x 18.7"
Cooking Area	13" x 13"
Net Weight	32.8 lb. / 14.9 kg.
Net Dimensions	32.3" x 16" x 32.3"
Gross Weight	35.8 lb. / 16.25 kg.
Gross Dimensions	22" x 18.5" x 11.8"



PIZZA OVEN WITH FOLDABLE LEGS



FEATURES

- All 430 stainless steel construction
- Stainless steel grill and pizza stone (pizza stone is included)
- Foldable legs for convenience

Item	49112
Model	CE-CN-0748
BTU	12,0000
Fuel	Propane
Pizza Stone	13" x 13"
Cooking Grill Area	20.5" x 13"
Net Weight	35.3 lb. / 16 kg.
Net Dimensions (DWH)	19.3" x 28.2" x 16.9"
Gross Weight	41.9 lb. / 19 kg.
Gross Dimensions	23.2" x 27.2" x 15.7"



OUTDOOR PORTABLE PROPANE GAS FRYER



FEATURES

- Stainless steel front and galvanized sides
- Cast iron vertical burner; each 30,000 BTU/hr
- 6" stainless steel adjustable heavy-duty legs
- Standby stainless steel pilot for easy start
- Chromed baskets with plastic coating handle

	Single Tank	Double Tank
Item	47354	47355
Model	CE-CN-OF LP	CE-CN-DOF LP
Oil Capacity (per tank)	35 - 40 lb. / 15.9 - 18.1 kg.	35 - 40 lb. / 15.9 - 18.1 kg.
BTU	93,000	93,000 x 2
Gas Type	Propane	Propane
Fry Basket	2	4
Material	Stainless steel cabinet and fry tanks	Stainless steel cabinet and fry tanks
Wheel	Two 14" wheels / Two lock casters	Two 14" wheels / Two lock casters
Temperature Range	93 to 204°C / 200 to 400°F	93 to 204°C / 200 to 400°F
Cabinet Length	29.8" / 756 mm	44.8" / 1137 mm
Net Weight	190 lb. / 86.2 kg.	301 lb. / 136.5 kg.
Net Dimensions	38" x 30.5" x 48.8"	53" x 30.5" x 48.8"
Gross Weight	240 lb. / 108.9 kg.	375 lb. / 170.1 kg.



47454



47355

Ovens - Convection

COUNTERTOP CONVECTION OVENS

Pan is not included. Item 44519 only available in Canada



For 43217:



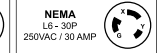
For 43218:



For 45599 & 44519:



For 44307:



FEATURES

- Light to medium-duty commercial convection ovens
- Ideal for cheese melting and toasting
- Functions of baking, defrosting, warming and reheating
- Air forced heat circulation for even cooking
- Durable stainless steel housing and exterior
- Double pane glass door to view inside
- Constructed with aluminum handle
- 120 minutes timer with bell
- Power on and ready indication light
- Chrome wire racks included



43217



43218



45599



44519



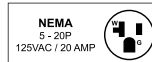
44307

	1/4 Size Pan / 21L Capacity with 2 Shelves	1/2 Size Pan / 47L Capacity with 2 Shelves
Item	43217	43218
Model	CE-CN-0021	CE-CN-0047
Capacity	21L / 0.74 cu.ft.	47L / 1.66 cu.ft.
Number Of Racks	3	4
Pan Size	1/4 (13" x 9")	1/2 (18" x 13")
Temperature Range	65 - 250°C / 150 - 500°F	65 - 250°C / 150 - 500°F
Power	1,440 W	1,600 W
Electrical	120V / 60Hz / 1Ph	120V / 60Hz / 1Ph
Net Weight	32.4 lb. / 14.7 kg.	43.4 lb. / 19.7 kg.
Net Dimensions	18.7" x 20" x 15"	22.8" x 22" x 16"
Gross Weight	38 lb. / 17 kg.	49 lb. / 22.3 kg.
Gross Dimensions	23" x 22" x 18"	26" x 26" x 18"

	1/2 Size Pan / 66L Capacity	1/2 Size Pan / 66L Capacity	Full Size Pan / 100L Capacity
Item	45599	44519	44307
Model	CE-CN-0066	CE-CN-0066-G	CE-CN-0004-C
Capacity	66L / 2.3 cu.ft.	66L / 2.3 cu.ft.	100 L / 3.5 cu.ft.
Number Of Racks	4	4	4
Pan Size	1/2 (18" x 13")	1/2 (18" x 13")	Full size (26" x 18.1")
Temperature Range	65 - 250°C / 150 - 500°F	65 - 250°C / 150 - 500°F	65 - 300°C / 150 - 500°F
Power	4,500 W	2,800 W	2,800 W
Electrical	220V / 60Hz / 1Ph	220V / 60Hz / 1Ph	220V / 60Hz / 1Ph
Net Weight	52 lb. / 23.6 kg.	52 lb. / 23.6 kg.	100.5 lb. / 45.6 kg.
Net Dimensions	22.8" x 22" x 20"	22.8" x 22" x 20"	31.8" x 28.8" x 22.75"
Gross Weight	59.5 lb. / 27 kg.	59.5 lb. / 27 kg.	126 lb. / 57.2 kg.
Gross Dimensions	26" x 25" x 23"	26" x 25" x 23"	37" x 32.48" x 26.18"
Features	n/a	humidity and grill functions	humidity function

Ovens - Pizza

CONVEYOR OVEN WITH 14" CONVEYOR BELT



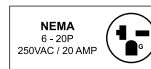
FEATURES

- Designed to accommodate your small to medium toasting needs
- Built-in infrared heaters with variable speed and temperature controls from 70 - 260°C / 158 - 500°F
- Durably built in a stainless steel body

Item	11387
Model	CE-TW-0356
Capacity	Nineteen -12" pizzas per hour Twenty-four -9" pizzas per hour
Power	3,600 W
Amps	15 A
Opening (HxW)	3.25" x 14"
Temperature Range	70°C to 260°C / 158°F to 500°F
Net Weight	53 lb. / 24 kg.
Net Dimensions (DWH)	41" x 18.5" x 15.5"
Gross Weight	61 lb. / 27.7 kg.
Gross Dimensions	36.5" x 26" x 19"
Electrical	240V / 60Hz / 1Ph
Optional Accessories	Item 47387: Stacking Kit for Oven Conveyor



CONVEYOR OVEN WITH 15" BELT



FEATURES

- Conveyor belt with dual direction
- Adjustable settings
- Equipped with a safety thermostat
- Ventilated

Item	48387
Model	CE-CN-0356
Capacity	Nineteen - 12" pizzas /hour, or Twenty-five 9" pizzas /hour
Power	3600 W
Amps	15 A
Electrical	240V / 60Hz
Temperature Range	60 to 300°C / 140 °F to 572 °F
Tunnel Opening (WxH)	1.9 to 2.9" x 15"
Conveyor Belt Dimensions (WxD)	15" x 38"
Tray Dimensions	15" x 10"
Net Weight	63.9 lb. / 29 kg.
Net Dimensions	48.2" x 21" x 16"
Gross Weight	73 lb. / 33 kg.
Gross Dimensions	42.7" x 24" x 18"



VENTILATED FLOOR CONVEYOR TUNNEL OVEN*Stand sold separately*

The Omcan Ventilated Tunnel Oven is a perfect addition for any kitchen that requires consistent baked products efficiently and productively. This unit has been redesigned with new and modern features. The ventilated chamber provides consistent and uniform baking of foods by providing necessary air circulation.

Thanks to its innovative cutting-edge display, the unit provides the freedom to adjust the temperatures, speed, and direction of the conveyor belt. This oven is designed to be durable providing an ability to stack up to three ovens at a time.

FEATURES

- Consistent baked products efficiently and productively
- Ventilated chamber provides consistent and uniform baking of foods by providing necessary air circulation
- Innovative cutting-edge display, the unit provides the freedom to adjust the temperatures, speed, and direction of the conveyor belt
- Innovative digital touch panel
- Conveyor belt with dual direction
- Adjustable settings
- Equipped with a safety thermostat

Item	46725
Model	CE-IT-0500
Max Temp. for Top & Bottom	350°C / 662°F
Max. Operating Ambient Temp.	0 to 40°C / 32 to 104°F
Max. Humidity	95%
Max. Power Absorption	14,200 W
Electrical	230V / 60Hz / 3Ph
Conveyor (WxL)	19.7" x 63"
Chamber (DWH)	29.5" x 19.7" x 3.7"
Weight	With Support: 344 lb. / 156 kg. Without Support: 277.8 lb. / 126 kg.
Dimensions	Support Only: 33.9" x 41.3" x 21.9" Without Support: 46.7" x 70.1" x 19.7"
Optional Item(s)	Item 47702: Stainless Steel Stand with Wheels



Innovative cutting-edge display

The juice is worth the squeeze!

Did you know that Omcan has a large variety of tomato squeezers? Most models are also compatible with meat grinder attachments and vice versa. Big jobs or small, looking for manual or electric, Omcan has you covered. Built with quality parts and simple designs, these machines are perfect for quick assembly and easy cleaning.

VIEW OUR PRODUCTS ON PAGE 329





Dragon is the maximum expression of Italian quality and design.

DRAGON HIGH PRODUCTIVITY STATIC CONVEYOR OVEN



Conveyor oven is made from stainless steel, including the internal structures, which guarantees long lasting beauty and strength. Ideal for semi-industrial production output, thanks to our ADPV System, it has been engineered to deliver perfect control over pizza baking parameters.

It is easy to adjust and energy efficient. The result is continuous production of consistently baked pizza, with all the flavor and distinctive marking of the best hearth baked crust combined with the labor savings and speed of a refractory stone conveyor.

FEATURES



ADPV System: The right amount of power, always at the right time. Dragon continuously senses your level of productivity and automatically sets the correct amount of power needed to guarantee the perfect cooking temperature. Dragon also helps to save energy when it senses it is in low productivity and automatically knows when it's time to switch into idle mode



3-zone: Possibility to set 2 different temperatures on the top, for perfect results also with products requiring different temperatures at the start and finish



Refractory stone cooking surface: More crispy and long lasting results. Bake any product directly on the stone without the need to use trays or pans



Dual rotation of the belt: Dragon can easily be adjusted to allow loading and unloading according to your needs



840 °F (450 °C) max temperature: Perfect for any type of dough, also high hydration products requiring a very short cook time, like Napoli style pizza



Insulated center double glass door: Easily insert a pizza slice or sandwich and check the cooking chamber at any time



Special mesh infeed and outfeed conveyor belt: Easily interchangeable and adjustable



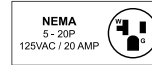
Detachable control panel: Can be positioned on any side of the Dragon, left, right, top or even on the wall, according to your needs

NEW!

Item	47575
Model	PE-IT-0024-D-RL
Supply	28,000 W
Current	85 A
Breakers	100 A
Electrical	208 V / 60 Hz / 3 Ph
Net Weight	1344.8 lb. / 610 kg.
Internal Dimensions (DWH)	53.9" x 24" x 2.3"
Gross Weight	1697.55 lb. / 770 kg.
Gross Dimensions (DWH)	76.3" x 57.8" x 42.5"
Optional Item(s)	Item 47576: Stainless Steel Stand with Wheels



19-INCH ALL STAINLESS STEEL PIZZA OVEN



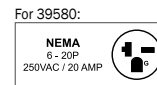
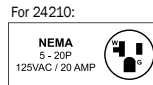
FEATURES

- Ideal for pizza shops, restaurants, and other snack bars
- 13.5" chrome wire rack (with cool touch handle)
- Fast baking and a 30-minute timer and auto-shut off for easy usage

Item	43219
Model	CE-CN-1450
Timer	30 minutes
Max. Temperature	320°C / 608°F
Power	1,450 W
Amps	14 A
Electrical	120V / 60Hz / 1Ph
Pizza Diameter	12" / 305 mm
Rack Dimensions	13.5" x 13.5"
Net Weight	12.2 lb. / 5.6 kg.
Net Dimensions (DWH)	19" x 14.8" x 7.5"
Gross Weight	14.4 lb. / 6.6 kg.
Gross Dimensions	21.3" x 18.9" x 9.1"



COUNTERTOP PIZZA OVEN - SINGLE AND DOUBLE CHAMBER



FEATURES

- Come with a removable half-inch thick ceramic pizza deck large enough to fit 18-inch pizzas or a variety of other food such as pies, bread sticks, and pretzels
- Top and bottom heating elements each have a different on/off control switches for even heating
- Equipped with a manual 30-minute timer, interior light, and a viewing window
- Stackable and comes with 4-inch adjustable legs



Interior



Control Panel

	Single Chamber	Double Chamber
Item	24210	39580
Model	PE-CN-1800-S	PE-CN-3200-D
Temperature	176.67° - 398.89°C / 350° - 750°F	176.67° - 398.89°C / 350° - 750°F
Power	1,800 W	3,200 W
Electrical	120V / 60 Hz / 1Ph	240V / 60 Hz / 1Ph
Chamber Dimensions (WDH)	18.11" x 18.11" x 3.93"	(18.11" x 18.11" x 3.93") x 2
Net Weight	88 lb. / 40 kg.	160 lb. / 73 kg.
Net Dimensions (WDH)	27.18" x 27.37" x 15.25"	27.18" x 27.37" x 25.75"
Gross Weight	136.4 lb. / 62 kg.	198 lb. / 90 kg.
Gross Dimensions	34" x 33" x 19.5"	34" x 33" x 32"



39580



24210

ENTRY MAX SERIES PIZZA OVENS AND ACCESSORIES

The machines can be produced in a "full refractory stone" version for single-phase operation upon request. Accessories are sold separately



FEATURES

- Stainless steel front, two mechanical thermostats and one analogic control thermometer per chamber, heat resistant light, main switch for each chamber, stainless steel door with glass and handle (Each chamber is independent)
- Can place up to 2 single-chamber oven on top of each other without the need for an exhauster connection
- Ideal for pizza baking as well as baking/warming other food such as pasta, lasagne and tortillas

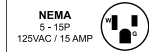


	Single Chamber	Double Chamber	Double Chamber
Item	40635	40636	45199
Model	PE-IT-0019-S	PE-IT-0038-D	PE-IT-0038-DS
Capacity (ea. chamber)	Four 12" or 13" pizzas/ one 18" pizza or one 24" x 16" pizza	Four 12" or 13" pizzas/ one 18" pizza or one 24" x 16" pizza	Four 12" or 13" pizzas/ one 18" pizza or one 24" x 16" pizza
Temperature	450° C / 842° F	450°C / 842°F	450°C / 842°F
Power	5,600 W	11,200 W	11,200 W
Electrical	220V / 60Hz / 3Ph	220V / 60Hz / 3Ph	220V / 60Hz / 1Ph
Chamber Dimensions (LDH)	27.6" x 27.6" x 5.9"	(27.6" x 27.6" x 5.9") x 2	(27.6" x 27.6" x 5.9") x 2
Net Weight	163 lb. / 74 kg.	328.5 lb. / 149 kg.	328.5 lb. / 149 kg.
Net Dimensions (LDH)	39" x 36.2" x 14.9"	39" x 36.2" x 26.7"	39" x 36.2" x 26.7"
Gross Weight	170 lb. / 77 kg.	363 lb. / 164.7 kg.	363 lb. / 164.7 kg.
Gross Dimensions	40.2" x 39" x 20.9"	40.2" x 39" x 31"	40.2" x 39" x 31"
Optional Accessories (Sold Separately)	Stainless Steel Stand (Item 41600), Stainless Steel Hood (Item 41607) Wheels (Item 40645)	Stainless Steel Stand (Item 41422), Stainless Steel Hood (Item 41607), Wheels (Item 40645)	Stainless Steel Stand (Item 41422), Stainless Steel Hood (Item 41607), Wheels (Item 40645)

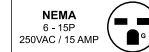
COMPACT SERIES PIZZA OVEN



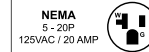
For 46724:



For 40633:



For 40634:



FEATURES

The Compact Series pizza ovens are practical and functional with a refractory brick baking surface. These ovens are ideal for pizzas, bread and kitchen products (semi-processed). Up to 3 chambers can be placed on top each other (dependent on the type of oven).

- Stainless steel structure, interior light, thermal insulation and jacket, stainless steel door with glass and handle
- Easy to use for baking/warming up variety of food such as tortillas, hamburgers, panini, pizza slices and even frozen food
- Ideal for snack bars, taverns, restaurants, pubs and fast food operations



	13.75" x 13.75" x 3.3" (110V)	13.75" x 13.75" x 3.3" (220V)	19.6" x 19.6" x 5.11" Chamber
Item	46724	40633	40634
Model	PE-IT-0005-110V	PE-IT-0005	PE-IT-0010
Max Temperature	450° C / 842° F	450° C / 842° F	450° C / 842° F
Power	2,200 W	2,220 W	3,600W
Electrical	110V / 60Hz / 1Ph	220V / 60Hz / 1Ph	220V / 60Hz / 1Ph
Capacity	One 12" pizza or one 13"pizza	One 12" pizza or one 13"pizza	Two 10" pizzas or one 18" pizza
Chamber Dimensions (WDH)	13.75" x 13.75" x 3.3"	13.75" x 13.75" x 3.3"	19.6" x 19.6" x 5.11"
Net Weight	66 lb. / 30 kg.	66 lb. / 30 kg.	77 lb. / 35 kg.
Net Dimensions (WDH)	22.8" x 19.6" x 11.3"	22.8" x 19.6" x 11.3"	29.3" x 26" x 12.6"
Gross Weight	35 kg. / 77 lb.	77 lb. / 35 kg.	101 lb. / 46 kg.
Gross Dimensions	25.6" x 23.2" x 15"	26" x 23" x 15"	31.9" x 30.3" x 17.3"

FUOCO SERIES PIZZA OVEN - MECHANICAL & DIGITAL CONTROL

Accessories are sold separately




FEATURES

- Built with Activestone® technology, which allows heat to distribute evenly in a short frame of time
- Extremely high levels of performance, efficiency and reliability with low operating costs
- Ideal for pizza baking as well as baking/warming other food such as pasta, lasagne and tortillas
- Item 40641 and 40643 can bake up to twelve 13" pizzas at a time
- Mechanical version, the temperature is set by the top and bottom thermostats and is displayed on the mechanical thermometer
- Digital version has an electronic card that is used to program the start, end of baking and two work settings
- Both versions feature safety thermostat and independent chambers
- Upon request, some models can be produced with single-phase voltage




The Activestone

Therographic test show that in a chamber heated by Activestone, the desired temperature can be reached within a shorter time span and heat is distributed evenly.



	Single Chamber/ Mechanical Control / 28" x 28" Chamber	Double Chamber/ Mechanical Control / 28" x 28" Chamber
Item	40637	40638
Model	PE-IT-0024-S	PE-IT-0048-D
Capacity (ea. chamber)	Four 12" or 13" pizzas / one 18" pizza or one 24" x 16" pizza	Four 12" or 13" pizzas / one 18" pizza or one 24" x 16" pizza
Maximum Temperature	450° C / 842° F	450° C / 842° F
Power	6, 600 W	13, 200 W
Electrical	220V / 60Hz / 3Ph	220V / 60Hz / 3Ph
Chamber Dimensions	27.6" x 27.6" x 5.9"	(27.6" x 27.6" x 5.9") x 2
Net Dimensions	43" x 39.8" x 16.9"	43" x 39.8" x 29.5"
Gross Dimensions	43.3" x 44" x 21.6"	43.3" x 44" x 33"
Weight	253 lb. / 115 kg.	403.4 lb. / 183 kg.
Gross Weight	254 lb. / 115.2 kg.	443 lb. / 201 kg.



40637



40638

DOUBLE 41" X 28" CHAMBER

	Mechanical Control	Digital Control
Item	40641	40643
Model	PE-IT-0049-D	PE-IT-0049-DD
Maximum Temperature	450° C / 842° F	450° C / 842° F
Electrical	220V / 60Hz / 3Ph	220V / 60Hz / 3Ph
Power	1,800 W	1,800 W
Capacity (ea. chamber)	Six 12" or 13" pizzas / Two 18" pizzas or Two 24" x 16" pizzas	Six 12" or 13" pizzas / Two 18" pizzas or Two 24" x 16" pizzas
Chamber Dimensions (LDH)	(41.3" x 27.6 x 5.9") x 2	(41.3" x 27.6" x 5.9") x 2
Net Weight	509 lb. / 231 kg.	520 lb. / 236 kg.
Net Dimensions (LDH)	56.9" x 39.8" x 29.5"	508.2 lb. / 230.5 kg.
Gross Weight	530 lb. / 240 kg.	58" x 43" x 34"
Gross Dimensions	59" x 44" x 32"	56.9" x 39.8" x 29.5"



40641



40643

Digital display

OPTIONAL ACCESSORIES (SOLD SEPARATELY)

Item	Description
41604	Stainless Steel Stand for item 40637
41605	Stainless Steel Stand for item 40638
40642	Stainless Steel Stand for item 40641, 40643

Item	Description
41603	Stainless Steel Hood for Item 40637 and 40638
40644	Stainless Steel Hood for Item 40641 and 40643
40645	Wheels for Item 40637, 40638, 40641 and 40643

Ovens - Tandoor



NATURAL GAS STAINLESS STEEL TANDOOR OVENS

Massachusetts Approved Plumbing Products



FEATURES

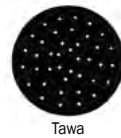
- Fueled with natural gas, this oven cooks very quickly without burning
- Produces tender, tastier meat as it preserves all the flavors and juices while cooking
- Conversion kit NOT INCLUDED (Sold Separately).

Each tandoor includes


- 12 skewers for cooking
- Tawa (hot plate)
- Clay balls
- Clay repair cement
- Gaddi for naan making
- Spiced oil for clay seasoning



Clay Balls



Tawa



Gaddi



	24" x 24" - Natural Gas	28" x 30" - Natural Gas
Item	47338	44386
Model	CE-IN-24X24	CE-IN-2830
BTU Per Hour	48,000 BTU	48,000 BTU
Outer Box	Stainless Steel	Stainless steel
Mouth Opening	12"	14"
Clay Pot (DiaH)	19" x 29"	23" x 29"
Lid Size	17"	19"
Gas Burner (Umbrella)	9"	9"
Gas Burner (Pipe Extension)	14"	16"
Net Weight	374 lb. / 175 kg.	409.2 lb. / 186 kg.
Net Dimensions (DWH)	24" x 24" x 36"	30" x 28" x 36"
Gross Weight	495 lb. / 225 kg.	519.2 lb. / 236 kg.
Gross Dimensions	32" x 26" x 46"	38" x 30" x 36"

	32" x 32" - Natural Gas	34" x 34" - Natural Gas
Item	44285	44385
Model	CE-IN-3232	CE-IN-3434
BTU Per Hour	56,000 BTU	70,000 BTU
Outer Box	Stainless steel	Stainless steel
Mouth Opening	16"	18"
Clay Pot (DiaH)	26" x 29"	28" x 29"
Lid Size	21"	23"
Gas Burner (Umbrella)	10"	12"
Gas Burner (Pipe Extension)	17"	18"
Net Weight	484 lb. / 220 kg.	539 lb. / 245 kg.
Net Dimensions (DWH)	32" x 32" x 36"	34" x 34" x 36"
Gross Weight	616 lb. / 280 kg.	693 lb. / 315 kg.
Gross Dimensions	40" x 36" x 46"	42" x 38" x 46"

CHARCOAL STAINLESS STEEL TANDOOR CLAY OVENS



FEATURES

- Fueled with charcoal, this oven cooks very quickly without burning
- Produces tender, tastier meat as it preserves all the flavors and juices while cooking

Each tandoor includes

- 12 skewers for cooking
- Tawa (hot plate)
- Clay balls
- Extra clay for the clay pot
- Gaddi for naan making
- Spiced oil for clay seasoning



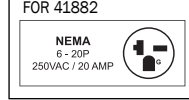
	24" x 24" - Charcoal	28" X 30" - Charcoal
Item Number	47438	47439
Model	CE-IN-24X24-C	CE-IN-28X30-C
BTU Per Hour	43,000	48,000
Internal Pot	Clay / Handcrafted	Clay / Handcrafted
Outer Box	Stainless Steel	Stainless Steel
Clay Pot Height	29"	29"
Clay Pot Diameter	19"	23"
Mouth Opening	12"	14"
Lid Size	17"	19"
Vent Opening (Bottom)	5" x 5"	5" x 5"
Caster Size	6"	6"
Net Weight	370 lb. / 168 kg.	405 lb. / 184 kg.
Net Dimensions (DWH)	24" x 24" x 36"	30" x 28" x 36"
Gross Weight	491 lb. / 223 kg.	515 lb. / 234 kg.

TANDOOR OVEN ADDITIONAL ACCESSORIES *Sold Separately*

Item	Description
68123	Clay Balls for Tandoor Oven (Set of 30)
68124	Skewers for Tandoor Oven (Set of 12)

Pasta & Noodle Cookers

STAINLESS STEEL ELECTRIC PASTA/NOODLE COOKER



FEATURES

- Durable stainless steel units with non-slip feet
- Item 41882 includes a 9L water tank and 4 baskets
- Item 41883 has two 9L water tanks and 8 baskets
- Include a front sliding door for easily accessible and convenient water refill and waste outlet

	9L Capacity	9L (x2) Capacity
Item	47503	41883
Model	CE-CN-0004-N	CE-CN-0008-P
Capacity	9L	9L (x2)
Number Of Basket	4	8
Basket Dimensions	3.5"(Dia.) x 6"(H)	3.5"(Dia.), x 6" (H)
Max. Temperature	110°C/ 230°F	110°C/ 230°F
Power	3600 watt	7200 watt
Electrical	240V / 60Hz / 1Ph	240V / 60Hz / 1Ph
Net Weight	34 lb. / 15.5 kg.	66 lb. / 30 kg.
Net Dimensions	14" x 22" x 18.5"	24.75" x 21.5" x 19"
Gross Weight	41.4 lb. / 18.8 kg.	72 lb. / 32.7 kg.
Gross Dimensions	17.7" x 25.6" x 18.7"	37" x 24" x 20"



COUNTERTOP ELECTRIC PASTA/NOODLE COOKER



FEATURES

- Stainless steel construction
- 2 baskets included
- 43559 - has a built in drain for each
- Non-slip rubber feet

Item	43557	43558	43559
Model	CE-CN-0002-B	CE-CN-0004-B	CE-CN-0004-A
Capacity	4L	4L (x2)	6L (x2)
Number Of Basket	2	4	4
Basket Dimensions	5"/ 128 mm (Dia.), 4.5"/ 115 mm (H) Over-all Height with Handle: 13" / 330.2 mm	5"/ 128 mm (Dia.), 4.5"/ 115mm (H) Over-all Height with Handle: 13" / 330.2 mm	5.43"/ 138 mm (Dia.), 5.5"/ 140 mm (H) Over-all Height with Handle: 13" / 330.2 mm
Max. Temperature	110°C / 230°F	110°C / 230°F	110°C / 230°F
Power	1,200 W	1,200 W (x2)	1,200 W (x2)
Electrical	120V / 60Hz / 1Ph	120V / 60Hz / 1Ph	120V / 60Hz / 1Ph
Net Weight	10.7 lb. / 5 kg.	18.6 lb. / 8 kg.	25.7 lb. / 11.7 kg.
Net Dimensions	8.26" x 16.5" x 11.4"	15.5" x 16.5" x 11.4"	17.7" x 19.7" x 15.15"
Gross Weight	13.2 lb. / 6 kg.	26.45 lb. / 12 kg.	33 lb. / 15 kg.
Gross Dimensions	18.7" x 10.6" x 12.8"	22.6" x 24" x 20.3"	20.86" x 20" x 14.7"



(Item 43558) Two 120v 15 amp dedicated circuits are required

Sandwich & Panini Grills

Grill your signature sandwiches to perfection with our great selection of panini grills. These grills are ideal for quesadillas, paninis, hamburgers, focaccia, and pita sandwiches. These units have a stainless steel body with cast iron grilling surfaces for easy cleaning. The double grills feature independent controls for each grilling side.



GROOVED

Top & Bottom

.....

The grooved surface on the grills provides grill marks to the meat or sandwich making it more visually appealing for your customers.



SMOOTH

Top & Bottom

.....

This configuration is ideal for even and complete contact for your food such as grilled cheese sandwiches, quesadillas, and hamburgers.



GROOVED SMOOTH

Top Bottom

.....

If versatility is what you are looking for, look no further as this panini grill offers the best of both worlds. The smooth surface can be used as a griddle/warmer while the grooved surface creates appealing grill marks.



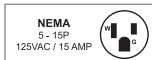
(Dual) GROOVED/SMOOTH

Top & Bottom

.....

We also offer units with a split cast iron surface with grooved on one side and smooth on the other making it perfect for high volume operations.

ELITE SERIES SINGLE PANINI GRILLS



FEATURES

- Stainless steel body with cast iron grilling surfaces
- Functioning pilot lamp
- Non-slip rubber feet
- Panini grill cleaning brush included



11375



11376



11377

	10" x 9" Grooved Top & Bottom	10" x 9" Grooved Top & Smooth Bottom	10" x 14" Grooved Top & Bottom
Item Number	11375	11376	11377
Model	PG-IT-0483-R	PG-IT-0483	PG-IT-0610-R
Grill Surface	10" x 9"	10" x 9"	10" x 14"
Top Grill Surface	Grooved	Grooved	Grooved
Bottom Grill Surface	Grooved	Smooth	Grooved
Thermostat Control	299°C / 570°F	299°C / 570°F	299°C / 570°F
Power	1,700 W	1,700 W	1,700 W
Amps	15 A	14 A	15 A
Electrical	110V / 60Hz / 1Ph	120V / 60Hz / 1Ph	110V / 60Hz / 1Ph
Net Weight	40 lb. / 18 kg.	35 lb. / 16 kg.	53 lb. / 24 kg.
Net Dimensions	14.4" x 11.4" x 19.75"	14.4" x 11.4" x 19.75"	14.4" x 15" x 19.75"
Gross Weight	43 lb. / 19.5 kg.	38 lb. / 17.27 kg.	55 lb. / 25 kg.
Gross Dimensions	12" x 20" x 24"	16" x 15" x 20"	18" x 20" x 24"

SINGLE PANINI GRILLS



FEATURES

- Stainless steel body with cast iron grilling surfaces
- Non-slip rubber feet
- Panini grill cleaning brush included



feature timer for 42909 & 42910



smooth

grooved

	10" x 11" Smooth Top & Bottom without Timer	10" x 11" Grooved Top & Bottom without Timer		10" x 11" Smooth Top & Bottom with Timer	10" x 11" Grooved Top & Bottom with Timer
Item	21464	19935	31461	42909	42910
Model	PG-CN-0515-F	PG-CN-0515-R	PG-CN-0515	PG-CN-0515-FT	PG-CN-0515-RT
Grill Surface	10" x 11"	10" x 11"		10" x 11"	10" x 11"
Top Grill Surface	smooth	grooved		smooth	grooved
Bottom Grill Surface	smooth	grooved		smooth	grooved
Thermostat Control	300°C / 572°F	300°C / 572°F		300°C / 572°F	300°C / 572°F
Power	1,800 W	1,800 W	1,500 W	1,800 W	1,800 W
Amps	15 A	15 A	12.5 A	15 A	15 A
Electrical	120V / 60Hz / 1Ph	120V / 60Hz / 1Ph		120V / 60Hz / 1Ph	120V / 60Hz / 1Ph
Net Weight	50 lb. / 22.7 kg.	45 lb. / 20.4 kg.		50 lb. / 22.7 kg.	45 lb. / 20.4 kg.
Net Dimensions	15" x 17" x 11"H (Close)	11.7" x 15" x 9.7"H (Close)		14.6" x 15" x 9.4"H (Close) / 22.5"H (Open)	
Gross Weight	52.8 lb. / 24 kg.	48 lb. / 21.8 kg.		45 lb. / 20.4 kg.	45 lb. / 20.4 kg.
Gross Dimensions	19.25" x 15.75" x 13.75"	19.13" x 15.75" x 13.75"		16" x 20" x 14"	16" x 20" x 13"

	12" x 15" Smooth Top & Bottom without Timer	12" x 15" Grooved Top & Bottom without Timer	12" x 15" Smooth Top & Bottom with Timer	12" x 15" Grooved Top & Bottom with Timer
Item	21465	19936	42911	42912
Model	PG-CN-0679-F	PG-CN-0679-R	PG-CN-0679-FT	PG-CN-0679-RT
Grill Surface	12" x 15"	12" x 15"		12" x 15"
Top Grill Surface	smooth	grooved		smooth
Bottom Grill Surface	smooth	grooved		smooth
Thermostat Control	300 °C / 572 °F	300 °C / 572 °F		300 °C / 572 °F
Power	1,800 W	1,800 W		1,800 W
Amps	15 A	15 A		15 A
Electrical	120V / 60Hz / 1Ph	120V / 60Hz / 1Ph		120V / 60Hz / 1Ph
Net Weight	69 lb. / 31.5 kg.	59 lb. / 27 kg.		59 lb. / 27 kg.
Net Dimensions	16" x 17" x 9.7" H(Close)	17" x 16" x 10"H(Close)		19" x 17" x 9.4"H (Close) / 24.25"H(Open)
Gross Weight	72 lb. / 32.5 kg.	64 lb. / 29 kg.		70 lb. / 31.75 kg.
Gross Dimensions	22" x 21" x 13.5"	20" x 21.25" x 13.75"		23" x 20" x 14"

ELITE SERIES DOUBLE PANINI GRILLS



FEATURES

- Stainless steel body with cast iron grilling surfaces
- Functioning pilot lamp
- Non-slip rubber feet
- Panini grill cleaning brush included

	10"x19" Grooved Top & Bottom	10"x19" Grooved Top & 1/2 Smooth 1/2 Grooved Bottom
Item Number	11378	11380
Model	PG-IT-0737-R	PG-IT-0737
Grill Surface	10" x 19"	10" x 19"
Top Grill Surface	Grooved	Grooved
Bottom Grill Surface	Grooved	1/2 Smooth, 1/2 Grooved
Thermostat Control	300 °C / 572 °F	300 °C / 572 °F
Power	3,000 W	3,000 W
Amps	13 A	13 A
Electrical	220V / 60Hz / 1Ph	220V / 60Hz / 1Ph
Net Weight	56 lb. / 25 kg.	70 lb. / 31.75 kg.
Net Dimensions	12.75" x 21" x 19.75"	12.75" x 20.25" x 19.75"
Gross Weight	70 lb. / 32.8 kg.	75 lb. / 34 kg.
Gross Dimensions	22" x 18" x 11"	23" x 15" x 24"



DOUBLE PANINI GRILLS



FEATURES

- Stainless steel body with cast iron grilling surfaces
- Non-slip rubber feet
- Panini grill cleaning brush included
- items 42913 & 42914 have timers



feature for 42913 & 42914



	10" x 18" Smooth Top & Bottom without Timer	10" x 18" Grooved Top & Bottom without Timer	10" x 18" Smooth Top & Bottom with Timer	10" x 18" Grooved Top & Bottom with Timer
Item	21466	19937	42913	42914
Model	PG-CN-0711-F	PG-CN-0711-R	PG-CN-0711-FT	PG-CN-0711-RT
Grill Surface	10" x 18"			
Top Grill Surface	smooth	grooved	smooth	grooved
Bottom Grill Surface	smooth	grooved	smooth	grooved
Thermostat Control	300°C / 572°F			
Power	3,200 W			
Amps	14.5 A			
Electrical	220V / 60Hz / 1Ph			
Net Weight	75 lb. / 34 kg.			
Net Dimensions	22" x 15.4" x 9.4"H (Close) / 22.25"H (Open)			
Gross Weight	83 lb. / 37.6 kg.			
Gross Dimensions	20" x 23" x 14"			

Sous Vide



SOUS VIDE WITH DIGITAL CONTROL AND TIMER

NEW!

MADE IN CHINA

1 YEAR

PARTS & LABOUR WARRANTY

Intertek

Intertek

FEATURES

- Stainless steel housing
- Adjustable timer and temperature system
- LED Digital display and touch buttons
- Water cycling system
- Power heating system
- Sturdy and secure clamp design
- Accurate within 0.1°C

Item	47046
Model	CE-CN-1500
Power	1500 W
Temperature	0°C to 90°C / 32°F to 194°F
Time	0 min - 99 hours
Suggested Volume	5 - 40L
Electrical	120V / 60Hz / 1Ph
Net Weight	22 lb. / 10 kg.
Net Dimensions	3.5" x 4.5" x 14"
Gross Weight	24.3 lb. to 11 kg.
Gross Dimensions	15" x 10 3/4" x 16 1/3"



47046



The steaks have never been higher!

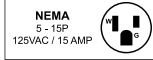
Let's extend our products shelf life! Omcan carries a wide variety of light to heavy duty vacuum sealing/packing machines. Vacuum sealing can preserve food by preventing the growth of mold and bacteria caused by oxygen.

Vacuum sealing also protects food from dehydration and freezer burn and will reduce product loss. Great for marinating and sous vide cooking

VIEW OUR PRODUCTS ON PAGE 301

Steamers

FOOD STEAMER/BOILER



FEATURES

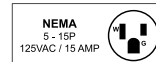
- Security feature: automatic shut off
- Includes pot, lid, strainer insert and removable insert divider
- Made of SUS 304(18/8) stainless steel, 0.7mm thickness

Item	11384
Model	FW-TW-0016
Capacity	18 QT / 17L
Power	1,600 W
Amps	13.3 A
Electrical	120V / 60Hz / 1Ph
Net Weight	16.5 lb. / 7.5 kg.
Net Dimensions	17.7" H x 15.75 Dia.
Gross Weight	20 lb. / 9 kg.
Gross Dimensions	17" x 17" x 19"



11384

STAINLESS STEEL COUNTERTOP STEAMER *Available in Canada only*



FEATURES

- Heavy-duty stainless steel construction
- Pre-heating time of 25 minutes
- 3 QT (2.8L) large water tank
- Push button control
- Steam temperature up to 100°C/212°F
- Easy to use and clean

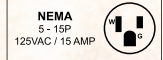
Item	44407
Model	FW-CN-1800
Capacity	Half-size pan
Water Reservoir Capacity	3 QT / 2.8 L
Water Reservoir Dimensions	8.26" X 4.33" X 3.7"
Power	1,800 W
Amps	15 A
Electrical	120V / 60Hz / 1Ph
Net Weight	36.8 lb. / 17 kg.
Net Dimensions	17.6" x 16.4" x 8.8"
Gross Weight	42 lb. / 19 kg.
Gross Dimensions	20" x 18" x 10.43"



44407

Toasters

4-SLICE COMMERCIAL POP-UP TOASTER – STANDARD DUTY



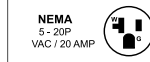
FEATURES

- Serve beautifully toasted bagels, muffins and bread with this 4-slice commercial pop-up toaster made with Stainless Steel (SS 430) .

Item	44517
Model	CE-CN-0003-A
Power	1,440 W
Amps	12 A
Electrical	120V / 60Hz / 1Ph
Net Weight	5.3 lb. / 2.4 kg.
Net Dimensions	12" x 10.5" x 7.76"
Gross Weight	8.3 lb. / 3.78 kg.
Gross Dimensions	14" x 13" x 9"



10" COMMERCIAL WIDE CONVEYOR TOASTERS



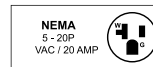
FEATURES

- Equipped with a variable speed control, adjustable heat control, and switches for the bottom and top/bottom heating elements
- Body is made of stainless steel
- Comes with a removable crumb tray and bread catcher

	120 V	220-240V
Item	19938	47457
Model	CE-CN-0254-T	CE-CN-0254
Slices & Capacity	2 x (300 slices/hr)	
Power	1,800 W	2,300 W
Amps	15 A	10 A
Electrical	120V / 60 Hz / 1Ph	220-240V / 60Hz / 1Ph
Opening (HxW)	2.36" x 9 5/8"	9.6" x 3.1"
Net Weight	38.58 lb. / 17.49 kg.	38.5 lb. / 17.5 kg.
Net Dimensions (DWH)	21.5" x 14.5" x 16.12"	14.4" x 23.9" x 16.3"
Gross Weight	39 lb. / 17.7 kg.	8.3 lb.
Gross Dimensions	25" x 18" x 19"	25.2" x 18.5" x 19.5"



CONVEYOR TOASTER WITH 10" CONVEYOR BELT



FEATURES

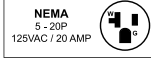
- Equipped with a variable speed control, adjustable heat control, and switches for the bottom and top/bottom heating elements
- Body is made of stainless steel
- Comes with a removable crumb tray and bread catcher

Item	11385
Model	CE-TW-0250
Slices & Capacity	2 / 300 slices/hr.
Power	1,800 W
Amps	12.5 A
Electrical	120V / 60Hz / 1Ph
Opening (HxW)	1.50" x 10"
Net Weight	50 lb. / 22.6 kg.
Net Dimensions (DWH)	22.8" x 14.5" x 15.3"
Gross Weight	52 lb. / 23.5 kg.
Gross Dimensions	25" x 18" x 20"



Waffle & Crepe Makers

SINGLE WAFFLE MAKER



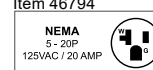
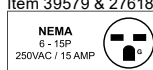
FEATURES

- Designed with heavy-duty cast iron grid which provides excellent results
- Equipped with a thermostat control to provide precise temperature control and adjustments

Item	39578	Cooking Area	7.9" x 7.9"
Model	CE-CN-0351	Net Weight	37.5 lb. / 17 kg.
Temperature Range	60°C to 300°C / 140°F-570°F	Net Dimensions	16.5" x 11.8" x 10.6"
Power	1,600 W	Gross Weight	47 lb. / 21.3 kg.
Electrical	120V / 60Hz / 1Ph	Gross Dimensions	20" x 16" x 14"



CREPE GRIDDLE *Available in Canada only*



FEATURES

- Built with stainless steel base and polished cast iron cooking plate top
- Comes with stainless steel spatula and crepe batter spreader

	14" Polished Cast Iron Plate	16" Polished Cast Iron Plate	14" Polished Cast Iron Plate
Item	39579	27618	46794
Model	CE-CN-0350	CE-CN-0400	CE-CN-0350-U
Temperature Range	60°- 300°C / 140°- 570°F	60°- 300°C / 140°- 570°F	137.78 - 300°C / 280 - 570°F
Power	1,800 W	1,800 W	1,500 W
Electrical	120V / 60Hz / 1Ph	120V / 60Hz / 1Ph	120V / 60Hz / 1Ph
Plate Diameter	13.8"	15.75"	14"
Net Weight	29 lb. / 13 kg.	38.5 lb. / 17.4 kg.	25.4 lb. / 11.5 kg.
Net Dimensions (DWH)	13.8" x 13.8" x 4.75"	15.75" x 15.75" x 4.75"	13.8" x 14.2" x 5"
Gross Weight	31 lb. / 14 kg.	42.9 lb. / 19.4 kg.	28.7 lb. / 13 kg.
Gross Dimensions	20" x 19" x 10"	21.2" x 21.5" x 8"	19.3" x 19.3" x 9.8"



ROUND CREPE GRIDDLE WITH POLISHED CAST IRON GRATE



FEATURES

- Easy and efficient way to make delicious crepes
- Cast iron plate, stainless steel body, temperature dial and indicator lights
- Comes with crepe batter spreader

Item	23571
Model	CE-CN-0397
Temperature Range	60°C – 300°C / 140°F – 570°F
Power	1,800 W
Electrical	120V / 60Hz
Plate Diameter	15.62"
Net Weight	48.5 lb. / 22 kg.
Net Dimensions (DWH)	17.5" x 20" x 9"
Gross Weight	53 lb. / 24 kg.
Gross Dimensions	21.5" x 22" x 13.75"



Concession Equipment

1200 W HOT DOG/BUN WARMER



FEATURES

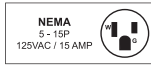
- Steams delicious hot dogs and warms buns simultaneously
- Cabinet and lids are made of stainless steel



Item	17133
Model	FW-TW-3050
Capacity	30 pcs (buns) and 50 pcs (hotdogs)
Power	1,200 W
Electrical	120V / 60Hz / 1Ph
Cabinet Dimensions	11.75" x 9.25" x 4.75" (each cabinet)
Net Weight	26 lb. / 11.82 kg.
Net Dimensions	13" x 21.25" x 12.75"
Gross Weight	27 lb. / 12.27 kg.
Gross Dimensions	17 x 26" x 13"



HOT DOG ROLLERS *Sneeze guard is sold separately*



FEATURES

- Equipped with thermostat so users can control the temperature accordingly
- Rollers are made of stainless steel



44691

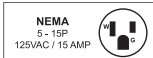


44692

5 Hot Dog Roller (44690)
& Sneeze Guard (44152)
(Sold separately)

	10" wide with 5 Rollers	13" wide with 7 Rollers	16" wide with 9 Rollers
Item	44690	44691	44692
Model	CE-CN-0005-N	CE-CN-0007-N	CE-CN-0009-N
Number Of Rollers	5	7	9
Length Of Rollers	17.9"	17.9"	17.9"
Power	650 W	910 W	1,170 W
Electrical	120V / 60Hz / 1Ph	120V / 60Hz / 1Ph	120V / 60Hz / 1Ph
Net Weight	14 lb. / 6.35 kg.	17.8 lb. / 8 kg.	22 lb. / 10 kg.
Net Dimensions	9.8" x 22.6" x 7"	13" x 22.6" x 7"	16" x 22.6" x 7"
Gross Weight	17 lb. / 7.7 kg.	21 lb. / 9.5 kg.	26 lb. / 11.8 kg.
Gross Dimensions	25" x 12" x 9"	25" x 15" x 9"	25" x 18" x 9"
Optional Sneeze Guard	Item 44152	Item 44153	Item 44154

HOT DOG/BUN STEAMERS



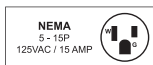
FEATURES

- Comes with a dishwasher-safe GN 1/1 food pan (21" x 13" x 3.75")
- Removable drawer for easy cleaning
- Adjustable temperature range
- Provides dry heat

Item	43623
Model	FW-CN-0032
Capacity	32 Standard Size Buns
Power	450 W
Electrical	110V / 60Hz / 1Ph
Net Weight	37.5 lb. / 17 kg.
Net Dimensions	24.25" x 21.75" x 10.5"
Gross Weight	41.9 lb. / 19 kg.
Gross Dimensions	26" x 26" x 13"



HOT DOG/BUN STEAMERS



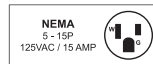
FEATURES

- Food grade heavy duty stainless steel construction
- Tempered glass windows for hot dog display
- 8 QT (7.5 L) large water reservoir for whole day use
- Easy to use and clean
- Drain pipe to take out excess water after use
- Non-skid rubber feet

	16" tall with 5 Rollers	19" tall with 7 Rollers
Item	43216	43215
Model	FW-CN-0100-H	FW-CN-0200-H
Temperature Range	30 to 80°C / 85 to 175°F	30 to 80°C / 85 to 175°F
Capacity	48 pcs buns and 100 pcs hotdogs	60 pcs buns and 200 pcs hotdogs
Power	1,300 W	1,300 W
Electrical	110V / 60Hz / 1Ph	110V / 60Hz / 1Ph
Net Weight	21 lb. / 9.5 kg.	24 lb. / 11 kg.
Net Dimensions	18" x 15" x 16"	18" x 14" x 19"
Gross Weight	27 lb. / 12.2 kg.	30 lb. / 13.6 kg.
Gross Dimensions	21" x 18" x 17"	21" x 18" x 20.7"



COUNTERTOP NACHO WARMER DISPLAY




FEATURES

- Perfect for snack bars, concession stands, cafeterias, buffet lines, and a wide variety of other applications
- Made of stainless steel and aluminum construction with tempered glass on the side

Item	44674
Model	DW-CN-0100
Capacity	10 lb. of Chips
Power	160 W
Amps	1.3 A
Electrical	120V / 60Hz / 1Ph
Net Weight	24 lb. / 10.9 kg.
Net Dimensions	12.5" x 15.25" x 22.25"
Gross Weight	29 lb. / 13.15 kg.
Gross Dimensions	16" x 19" x 25.5"



COTTON CANDY MACHINE AND ACCESSORIES *Sold separately*



FEATURES

- Stainless steel bowl, and a drawer for equipment and tools
- Designed with a cart for easy mobility and use (Only for 40383)
- Ideal for birthday parties, graduation parties, festivals, carnivals and fairs

Cotton Candy Maker with 20.5" Bowl And Trolley

Item	40383
Model	CF-CN-0520-T
Bowl Size	20.47" Dia. x 6" H
Power	1,030 W
Electrical	110V / 60Hz / 1Ph
Net Weight	46.3 lb. / 21 kg.
Net Dimensions	37" x 20.47" x 35" (49" with sneeze guard)
Gross Weight	50.7 lb. / 23 kg.
Gross Dimensions	23" x 21" x 21"
Optional Item	20" Bowl Cover (Item 40382)



41336 & 40382
(Sold separately)

	Countertop Candy Floss Machine with 20.5" Bowl Size	Countertop Candy Floss Machine with 28" Bowl Size
Item	41336	41337
Model	CF-CN-0520	CF-CN-0720
Bowl Size	20.47" Dia. x 6" H	28.34" Dia. x 6" H
Power	1,030 W	1,030W
Electrical	110V / 60Hz / 1Ph	110V / 60Hz / 1Ph
Net Weight	26.4 lb. / 12 kg.	28.6 lb. / 13 kg.
Gross Weight	28.6 lb. / 13 kg.	30.8 lb. / 14 kg.
Dimensions	20.47" x 20.47" x 19.68"	28.34" x 28.34" x 19.68"
Gross Dimensions	22.4" x 22.4" x 30"	28.7" x 28.7" x 17.1"
Optional Item	20" Bowl Cover (Item 40382) Liner for Candy Floss Pan (Item 43455), Clip for Candy Floss Pan (Item 43457)	28" Bowl Cover (Item 41335), Liner for Candy Floss Pan (Item 43456), Clip for Candy Floss Pan (Item 43457)

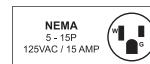


41337 / 41336
Liner with clip



43456

4-TIER STAINLESS STEEL CHOCOLATE FOUNTAIN



FEATURES

- Made of polished stainless steel
- Easy to operate and clean
- Quickly melts chocolates with adjustable temperature
- Superior quality and designed for continuous use

Item	47492
Chocolate Capability	11 lb. / 5 kg.
Temperature Range	30°-150°C / 86-302°F
Power	215 W (Heating) 95 W (Motor)
Electrical	110V / 60Hz / 1Ph
Weight	13.2 lb. / 6 kg.
Dimensions (Dia x H)	13" x 23.6"



5-TIER STAINLESS STEEL CHOCOLATE FOUNTAIN



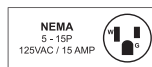
FEATURES

- Made of polished stainless steel
- Easy to operate and clean
- Quickly melts chocolates with adjustable temperature
- Superior quality and designed for continuous use

Item	40381
Model	CF-CN-0005
Temperature Range	30° - 150°C / 86 - 302°F
Power	215 W (Heating) 95 W (Motor)
Electrical	110V / 60Hz / 1Ph
Chocolate Capability	11 lb. / 5 kg.
Net Weight	17.6 lb. / 8 kg.
Net Dimensions	14.63" Dia x 31.5" H
Gross Weight	28 lb. / 12.7 kg.
Gross Dimensions	27" x 20" x 12"



POPCORN MACHINE AND TROLLEY *Sold Separately*



FEATURES

- Made with stainless steel and aluminum construction along with tempered glass panels
- Easy maintenance and durable
- Ideal for restaurants and concession stands

POPCORN MACHINE

Item	40385
Model	CE-CN-0227-R
Capacity	8 oz.
Output Power	1,320 W
Temperature	220 - 270°C
Casing Size	560 x 417 x 770 mm
Oil Dosage	50 mL/once
Sugar Dosage	50 g/once
Corn Dosage	150g/once
Electrical	110V / 60Hz / 1Ph
Efficiency	1/2 pan/min
Net Weight	51.7 lb. / 23.5 kg.
Net Dimensions	14" x 22" x 29"
Gross Weight	55 lb. / 25 kg.
Gross Dimensions	20" x 26" x 34"



without the trolley



40385 & 44134
(Sold separately)

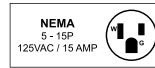
OPTIONAL ITEM - POPCORN MACHINE TROLLEY FOR 40385

Item	44134
Rear Wheel Diameter	24"
Net Weight	44 lb. / 20 kg.
Net Dimensions	39.5" x 20.75" x 30"
Gross Weight	64.5 lb. / 29.32 kg.
Gross Dimensions	28" x 24" x 22.25"

Dough Mixers



SANTOS DOUGH FORK MIXER 10QT



FEATURES


- Equipped with a silent motor and a helical fork
- Ideal to knead 4 kg. (9 lb.) of hard dough within approximately 15 minutes
- Lift gap located on the side is used to safely add ingredients while mixing dough
- Transparent cover automatically works in complete safety by stopping when the lid is open
- Operates like a baker's dough mixer
- Ideal for all kinds of bread and pizza dough



Item	45637
Model	SANTOS 18
Bowl Capacity	10.6 QT
Fork Speed	84 RPM
Power	650 W / 0.87 hp
Amps	6 A
Electrical	110V / 60Hz / 1Ph
Net Weight	40 lb. / 18 kg.
Net Dimensions (DWH)	15" x 15" x 17"
Gross Dimensions	23.2" x 15.4" x 18"
Gross Weight	44 lb. / 20 kg.



SINGLE-SPEED DOUGH FORK MIXER 26 QT



FEATURES

- This unit comes equipped with a high quality stainless steel bowl, fork, holder shaft and bowl guard
- Body is manufactured powder-coated steel that houses all transmission and mechanical components
- Equipped with powerful motor, trapezoidal belts, and two reduction gears that work independently for the bowl and fork
- The rotating parts are assembled on ball-bearings
- Capable of kneading of up to 25 kilograms of dough
- The electrical system and safety devices conform to European Regulations
- Comes with a built in timer

The fork attachment smoothly simulates the turning motion of human hands, quickly achieving a natural leavening process without unnaturally warming the dough.



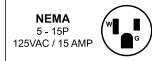
Item	44256
Model	MX-IT-0025
Maximum Kneading Capacity	25 kg. / 55 lb. (9L of water; 16 kg. of flour) Maximum capacity may vary depending on the ingredients
Bowl Capacity	26.4 QT
Bowl RPM	9
Fork RPM	28
Power	1,500 W / 2 hp
Amps	6.6A
Electrical	200-240 V / 60 Hz / 1Ph
Net Weight	315.26 lb. / 143 kg.
Net Dimensions (DWH)	34.25" x 22.05" x 35.04"
Gross Weight	339.51 lb. / 154 kg.
Gross Dimensions	37.80" x 27.55" x 39.37"



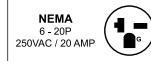
SPIRAL MIXERS WITH REMOVABLE BOWL



For 47087 & 47287



For 47088 & 47288



FEATURES

- Made from large thickness C40 steel
- Scratch resistant powder coating
- The bowl is made with reinforced edge and AISI 304 stainless steel shaft
- Forged spiral tool
- Lid with opening to add ingredients during operation
- High efficiency ventilated motor with oil-bath gear box
- Thermal overload protection circuit breaker



47087 / 47088

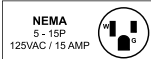
47287/47288

	22 QT Bowl	22 QT Bowl with Timer	34 QT Bowl	34 QT Bowl with Timer
Item	47087	47287	47088	47288
Model	MX-IT-0020-R	MX-IT-0020-RT	MX-IT-0030-R	MX-IT-0030-RT
Bowl Capacity	22 QT	22 QT	34 QT	34 QT
Max Dry Flour Capacity	23 lb. / 10.5 kg.	23 lb. / 10.5 kg.	34 lb. / 15.5 kg.	34 lb. / 15.5 kg.
Max Dough Capacity	37.5 lb. / 17 kg.	37.5 lb. / 17 kg.	55 lb. / 25 kg.	55 lb. / 25 kg.
RPM (Bowl/Spiral)	10 / 85	10 / 85	10 / 85	10 / 85
Bowl Dimensions	Ø 14.2" x 8.3"	Ø 14.2" x 8.3"	Ø 15.7" x 10.2"	Ø 15.7" x 10.2"
Power	750 W / 1 hp	750 W / 1 hp	1,100 W / 1.5 hp	1,100 W / 1.5 hp
Amps	6.25 A	6.25 A	5 A	5 A
Electrical	120V / 60Hz / 1Ph	120V / 60Hz / 1Ph	220V / 60Hz / 1Ph	220V / 60Hz / 1Ph
Net Weight	184.1 lb. / 83.5 kg.	184.1 lb. / 83.5 kg.	239.1 lb. / 108.5 kg.	239.1 lb. / 108.5 kg.
Net Dimensions (DWH)	29.6" x 15.7" x 44.3" (Open Lid: 44.3")	29.6" x 15.7" x 44.3" (Open Lid: 44.3")	32.4" x 17.3" x 49.6" (Open Lid: 49.6")	32.4" x 17.3" x 49.6" (Open Lid: 49.6")
Gross Weight	209.4 lb. / 95 kg.	209.4 lb. / 95 kg.	264.6 lb. / 120 kg.	264.6 lb. / 120 kg.
Gross Dimensions	22.8" x 32.7" x 39.4"	22.8" x 32.7" x 39.4"	22.8" x 32.7" x 39.4"	22.8" x 32.7" x 39.4"

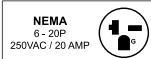
SPIRAL MIXERS WITH FIXED BOWL



For 45417 & 47417



For 45418 & 47418



FEATURES

- Made from large thickness C40 steel
- Scratch resistant powder coating
- The bowl is made with reinforced edge and AISI 304 stainless steel shaft
- Forged spiral tool
- Lid with opening to add ingredients during operation
- High efficiency ventilated motor with oil-bath gear box
- Thermal overload protection circuit breaker



45417 / 45418

47417 / 47418

	22 QT Bowl	22 QT Bowl with Timer	34 QT Bowl	34 QT Bowl with Timer
Item	45417	47417	45418	47418
Model	MX-IT-0020-F	MX-IT-0020-FT	MX-IT-0030-F	MX-IT-0030-FT
Bowl Capacity	22 QT		34 QT	
Max Dry Flour Capacity	23 lb. / 10.5 kg.		34 lb. / 15.5 kg.	
Max Dough Capacity	37.5 lb. / 17 kg.		55 lb. / 25 kg.	
RPM (Bowl/Spiral)	10 / 85		10 / 85	
Bowl Dimensions	Ø 14.2" x 8.3"		Ø 15.7" x 10.2"	
Power	750 W / 1 hp		1,100 W / 1.5 hp	
Amps	6.25 A		5 A	
Electrical	120V / 60Hz / 1Ph		220V / 60Hz / 1Ph	
Net Weight	153.7 lb. / 69.7 kg.		210.3 lb. / 95.4 kg.	
Net Dimensions (DWH)	26.8" x 15.4" x 24.6" (Open Lid: 37.4")		29.1" x 17.3" x 27.6" (Open Lid: 41.3")	
Gross Weight	179 lb. / 81.2 kg.		235.7 lb. / 106.9 kg.	
Gross Dimensions	22.8" x 32.7" x 39.4"		22.8" x 32.7" x 39.4"	

DOUGH MIXERS

09 FOOD EQUIPMENT

ELITE SERIES HEAVY-DUTY SPIRAL DOUGH MIXERS



FOR 13160, 13163, 13167, 13171



FOR 13162, 13166, 13170, 13171, 13172, 13173, 13174



FEATURES

- Made of stainless steel
- Fixed stainless steel high strength spirals as well as a safety device which stops the machine when the bowl cover is lifted
- Greatly reduce the usual mixing time of traditional machines
- Ideal for bakeries and pizza shops, these mixers performs well with both hard and soft dough



13160



13167



13173 / 13174

	13 QT	13 QT	13 QT	24 QT	24 QT
Item	13160	13162	18637	13163	13166
Model	MX-IT-0010	MX-IT-0010-T	MX-IT-0010-D	MX-IT-0020	MX-IT-0020-T
Bowl Capacity	13 QT		13 QT	24 QT	24 QT
Max Dry Flour Capacity	14 lb. / 6 kg.		14 lb. / 6 kg.	24 lb. / 11 kg.	24 lb. / 11 kg.
Max Dough Capacity	22 lb. / 10 kg.		22 lb. / 10 kg.	40 lb. / 17 kg.	40 lb. / 17 kg.
HP	0.75 hp 1 speed		0.6 / 0.4 hp 2 speeds	1.2 hp 1 speed	1.5 / 1 hp 2 speeds
Bowl RPM	11		6 - 1st speed 12 - 2nd speed	9	6 - 1st speed 12 - 2nd speed
Hook RPM	126		63 - 1st speed 126 - 2nd speed	103	60 - 1st speed 120 - 2nd speed
Power	550 W		450 / 300 W	900 W	1100 / 750 W
Amps	2.5 A		2.2 / 1.44 A	4 A	3.8 / 2.6
Electrical	220V / 60Hz / 1Ph	208V / 60Hz / 3Ph	208V / 60Hz / 3Ph	220V / 60Hz / 1Ph	208V / 60Hz / 3Ph
Weight	103 lb. / 46.7 kg.		103 lb. / 46.7 kg.	161 lb. / 73 kg.	161 lb. / 73 kg.
Dimensions	20.5" x 11" x 23"		20.5" x 11" x 23"	27" x 15.4" x 26.4"	27" x 15.4" x 26.4"

	40 QT	40 QT	52 QT	52 QT	67 QT	90 QT
Item	13167	13170	13171	13172	13173	13174
Model	MX-IT-0030	MX-IT-0030-T	MX-IT-0040	MX-IT-0040-T	MX-IT-0050	MX-IT-0060
Bowl Capacity	40 QT	40 QT	52 QT	52 QT	67 QT	90 QT
Max Dry Flour Capacity	40 lb. / 18 kg.	40 lb. / 18 kg.	55 lb. / 25 kg.	55 lb. / 25 kg.	69 lb. / 31 kg.	82 lb. / 37 kg.
Max Dough Capacity	66 lb. / 30 kg.	66 lb. / 30 kg.	88 lb. / 40 kg.	88 lb. / 40 kg.	110 lb. / 50 kg.	132 lb. / 60 kg.
HP	1.5 hp 1 speed	1.9 / 1.5 hp 2 speeds	1.5 hp 1 speed	1.9 / 1.5 hp 2 speeds	4 / 2 hp 2 speeds	4 / 2 hp 2 speeds
Bowl RPM	7	6 - 1st speed 12 - 2nd speed	7	6 - 1st speed 12 - 2nd speed	4.5 - 1st speed 9 - 2nd speed	7 - 1st speed 14 - 1st speed
Hook RPM	95	64 - 1st speed 128 - 2nd speed	95	64 - 1st speed 128 - 2nd speed	60 - 1st speed 120 - 2nd speed	70 - 1st speed 140 - 2nd speed
Power	1100 W	1400 / 1100 W	1100 W	1400 W / 1100 W	3000 / 1500 W	3000 / 1500 W
Amps	5 A	4.8 / 3.8 A	5 A	4.8 / 3.8 A	10 / 5.2 A	10 / 5.2 A
Electrical	220V / 60Hz / 1Ph	208V / 60Hz / 3Ph	220V / 60Hz / 1Ph	208V / 60Hz / 3Ph	208V / 60Hz / 3Ph	208V / 60Hz / 3Ph
Weight	246 lb. / 111.6 kg.		273 lb. / 123.8 kg.		407 lb. / 184.6 kg.	407 lb. / 184.6 kg.
Dimensions	30" x 16.5" x 36"		32" x 19" x 37.4"		37" x 21" x 40.5"	39" x 23" x 42"

HEAVY-DUTY SPIRAL DOUGH MIXER 56QT WITH WHEELS AND TIMER



FEATURES

- Make preparing 6-44 kg. of dough possible with ease and efficiency
- Ideal for pizzerias, pastry shops, and bakeries
- Available with two models – one with a fixed head and bowl and the other with a tilting head and removable bowl
- All attachments are made of stainless steel for compliance with health regulations
- Comes standard with wheels and timer

56 QT Tilting Head and Removable Bowl	
Item	41549
Model	SM-IT-0053-R
Bowl Capacity	56 QT
Max Dry Flour Capacity	60 lb. / 27 kg.
Max Dough Capacity	97 lb. / 44 kg.
Bowl RPM	9 RPM
Hook RPM	93 RPM
Power	2 hp, 1500 W
Electrical	208V / 60Hz / 3Ph
Net Weight	295 lb. / 134 kg.
Net Dimensions (DWH)	21.7" x 34.2" x 29.7"
Gross Weight	343 lb. / 159 kg.
Gross Dimensions (DWH)	38" x 24" x 34.64"



41549

SPIRAL DOUGH MIXER 63 QT



FEATURES

- The stainless steel guard is ergonomically designed and completely safe. When guard is opened at a 90° angle, this spiral dough mixer automatically stops working
- Allows you to access all functions with a few simple actions: two working speeds, two times and an automatic cycle
- Both bowl and spiral are made from high-resistance stainless steel

Item	44269
Model	MX-IT-0060-M
Bowl Capacity	63 QT
Max Dry Flour Capacity	82 lb. / 37 kg.
Max Dough Capacity	132 lb. / 60 kg.
Bowl RPM	21
Spiral RPM	1st speed: 104 RPM 2nd speed: 208 RPM
Spiral Motor	1,000 - 4,000 W
Power	3,700 W
Bowl Dimensions	23.6" x 14.2 (600 x 360 mm)
Electrical	208V / 60Hz / 3Ph
Net Weight	683.4 lb. / 310 kg.
Net Dimensions (WDH)	25" x 43.7" x 47.2"
Gross Weight	760.6 lb. / 345 kg.
Gross Dimensions (WDH)	28" x 48" x 55"



HEAVY-DUTY SPIRAL DOUGH MIXERS 143-164 QT



FEATURES

- **Intuitive Interface** allows you to access all functions with a few simple actions: two work speeds, two times and an automatic cycle.
- **Bowl & Spiral:** Both are made from high-resistance stainless steel. The design, dimensions and sizing have all been carefully devised to ensure a peerless finished product.
- **Stunning Dough:** Designed to help you create a dough with perfect, handmade consistency. The Plus version has a reinforced spiral drive mechanism specially designed for dryer dough mixes.
- **Highly Safe:** The protective grill in stainless steel is ergonomically designed and completely safe. When opened the machine automatically stops working.
- **Solid Stability:** The feet give the machine great stability, while the wheels mean that the machine can be moved easily in order to clean the workspace.
- **User-friendly At All Times:** A special button means you can respond to emergencies quickly, in accordance with the regulations out there.

	143 QT	164 QT
Item	49122	49123
Model	MX-IT-0080-M	MX-IT-0100-M
Bowl Capacity	143 QT	164 QT
Max Dry Flour Capacity	110 lb. / 50 kg.	138 lb. / 63 kg.
Max Dough Capacity	176 lb. / 80 kg.	220 lb. / 100 kg.
Timer	2	2
RPM	2	2
Wattage	Spiral: 2,400 W / 4,400 W Bowl: 5,600 W	Spiral: 2,400 W / 4,400 W Bowl: 5,600 W
Power	Spiral: 1,000 - 4,000 W Bowl: 370 W	Spiral: 2400 - 4,500 W Bowl: 560 W
Amps	Spiral: 8.3 A - 15.26 A Bowl: 19.4 A	Spiral: 8.3 A - 15.26 A Bowl: 19.4 A
Electrical	208V / 60Hz / 3Ph	208V / 60Hz / 3Ph
Bowl Diameter	27.6"	27.6"
Bowl Height	14.2"	16.1"
Net Weight	925.9 lb. / 420 kg.	992.1 lb. / 450 kg.
Net Dimensions	29.1" x 48" x 49.2"	29.1" x 48.4" x 49.2"

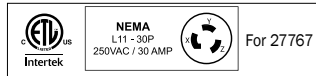


Look at all the Pasta-bilities!

Omcans line of pasta machines and sheeters are quite the saucy bunch! We have countertop pasta machines as well as heavy duty floor models for the larger jobs with a large variety of dies and accessories to match. Ravioli machines, cutters and sheeters can also be found here at Omcans.

[VIEW OUR PRODUCTS ON PAGE 280](#)

ECONOMY SPIRAL DOUGH MIXERS 37-127 QT



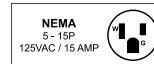
FEATURES

- Equipped with a micro-computer controller for changing speed
- Heavy duty: Actual flour weight is the maximum kneading capacity
- High-efficiency
- Revolves simultaneously to provide speed and better results
- Comes with safety covers
- Stainless steel bowl

	43 QT	127 QT
Item	19195	27767
Model	MX-CN-0043	MX-CN-0127
Bowl Capacity	43 QT	127 QT
Max Dry Flour Capacity	14 lb. / 6 kg.	24 lb. / 11 kg.
Max Dough Capacity	22 lb. / 10 kg.	22 lb. / 40 kg.
Bowl RPM	8 / 16 RPM	17 RPM
Hook RPM	101 / 202 RPM	120 / 240 RPM
Power	1.5 - 3 hp	2.7 hp - 5 hp
Electrical	220V / 60Hz / 3Ph	220V / 60Hz / 3Ph
Net Weight	279 lb. / 127 kg.	1080lb. / 49 kg.
Net Dimensions	34.3" x 18.9" x 36.8"	47.6" x 28.3" x 56.3"
Gross Weight	319 lb. /145 kg.	1258 lb. /570 kg.
Gross Dimensions	37" x 23" x 41"	30" x 66" x 49"



COUNTERTOP PLANETARY MIXERS 7QT WITH GUARD



FEATURES

- This unit comes complete with three attachments - whisk, hook and beater
- The 0.36 hp motor delivers plenty of power, making it perfect for your kitchen
- Mixer comes with a non-skid rubber base for product stability
- Various speed control options

Color	White	Gray - Aluminum
Item	44306	44475
Model	MX-CN-0007-HW	MX-CN-0007-HG
Timer	No Timer	
Capacity	7 QT	
Guard	Polycarbonate	
Shaft RPM	145 - 920 RPM	
Power	0.36 hp / 270 W	
Amps	2.5 A	
Electrical	110V / 60Hz / 1Ph	
Net Weight	33 lb. / 15 kg.	
Net Dimensions (DWH)	15.75" x 9" x 16.5"	
Gross Weight	37.5 lb. / 17 kg.	
Gross Dimensions	19" x 13" x 20"	



44306

44475

STANDARD-DUTY PLANETARY MIXERS 10-60 QT WITH GUARD



FEATURES

- Has 3 speeds (19999 has 4 speeds)
- Comes complete with 3 attachments, a stainless steel bowl, and a safety guard
- Finished in metallic gray
- #12 Drive Hub



Wire whip



Dough hook



Flat beater



Bowl



20467



20441



17835



20442 / 17836

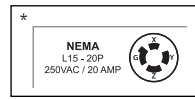
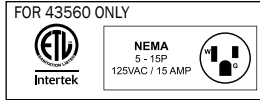


19999

	10QT	20QT	20QT With Timer
Item	20467*	20441*	17835*
Model	MX-CN-0010-G	MX-CN-0020-G	MX-CN-0020-T
Bowl Capacity	10 QT	20 QT	20 QT
Shaft RPM (1st 2nd 3rd Speeds)	108 195 355	108 195 355	108 195 355
Timer	No	No	Yes
Guard	Yes	Yes	Yes
Power	0.67 hp / 500 W	1.5 hp / 1,120 W	1.5 hp / 1,120 W
Electrical	110V / 60Hz / 1Ph	110V / 60Hz / 1Ph	110V / 60Hz / 1Ph
Net Weight	88.2 lb. / 40 kg.	187.4 lb. / 85 kg.	187.4 lb. / 85 kg.
Net Dimensions (DWH)	20" x 15.5" x 24.5"	21.5" x 16" x 30.5"	21.5" x 16" x 30.5"
Gross Weight	119 lb. / 54 kg.	235.9 lb. / 107 kg.	235.9 lb. / 107 kg.
Gross Dimensions	22" x 18" x 29"	25" x 22" x 35"	25" x 22" x 38"
Optional Items (Replacement)	Wire whip (Item 25061), Dough hook (Item 25062), Flat beater (Item 25066), Bowl (Item 25090)	Wire whip (Item 25153), Dough hook (Item 25154), Flat beater (Item 25155), Bowl (Item 25157)	Wire whip (Item 25153), Dough hook (Item 25154), Flat beater (Item 25155), Bowl (Item 25157)

	30 QT	30 QT With Timer	60 QT
Item	20442*	17836*	19999
Model	MX-CN-0030-G	MX-CN-0030-T	MX-CN-0060-U
Bowl Capacity	30 QT	30 QT	60 QT
Power	2 hp / 1,500 W	2 hp / 1,500 W	3 - 3.75 hp / 2,240 - 2,800 W
Shaft RPM (1st 2nd 3rd - Speeds)	91 166 282	91 166 282	79 109 143 216 (4 speeds)
Timer	No	Yes	No
Guard	Yes	Yes	Yes
Electrical	110V / 60Hz / 1Ph	110V / 60Hz / 1Ph	220V / 60Hz / 3Ph
Weight	374.8 lb. / 170 kg.	374.8 lb. / 170 kg.	1078 lb. / 490 kg.
Gross Weight	451.9 lb. / 205 kg.	451.9 lb. / 205 kg.	24.4" x 40.4" 56.3"
Dimensions (DWH)	23.5" x 21" x 44.5"	23.5" x 21" x 44.5"	1230 lb. / 559 kg.
Gross Dimensions	29" x 26" x 50"	29" x 26" x 50"	45" x 30" x 66"
Optional Items (Replacement)	Wire whip (Item 24953), Dough hook (Item 24951), Flat beater (Item 24952), Bowl (Item 24955)	Wire whip (Item 24953), Dough hook (Item 24951), Flat beater (Item 24952), Bowl (Item 24955)	Wire whip (Item 24663), Dough hook (Item 24667),

**HEAVY-DUTY PLANETARY MIXERS
20-80QT WITH GUARD AND TIMER**



FEATURES

- Have 3-speed, gear-driven transmission making them easy to mix ingredients nice and easy
- Large capacity and high-speed setting enables mixing to be completed in the shortest possible amount of time
- Comes with complete paddle, wire whip, hook, and stainless steel bowl for convenience
- Stainless steel guard and overload protection switch are added for extra safety

- Stainless steel bowl guard prevents foreign objects falling into the bowl while on operation
- #12 Drive Hub



Wire whip



Dough hook



Flat beater



Bowl

	20 QT	30 QT
Item	43560	44388
Model	MX-CN-0020	MX-CN-0030
Bowl Capacity	20 QT	30 QT
Shaft RPM (1st 2nd 3rd Speeds)	120 272 390	112 206 351
Power	2 hp / 1,500 W	2.7 hp / 2,000 W
Amps	13.6 A	16.3 A
Electrical	110 V / 60Hz / 1Ph	110V / 60Hz / 1Ph
Timer	Yes	Yes
Guard	Yes	Yes
Net Weight	260.1 lb. / 118 kg.	385.8 lb. / 175 kg.
Net Dimensions (DWH)	24.76" x 16.2" x 39.2"	28.3" x 25.4" x 48"
Gross Weight	324.1 lb. / 147 kg.	471.8 lb. / 214 kg.
Gross Dimensions	25" x 29" x 44"	31.1" x 28.1" x 54.3"
Optional Item (Replacement)	Wire whip (Item 43521), Dough hook (Item 43523), Flat beater (Item 43522), Bowl (Item 25727)	Wire whip (Item 67825), Dough hook (Item 67776), Flat beater (Item 67830), Bowl (Item 67793)



43560



44388/
44389

	40 QT	60 QT	80 QT
Item	44389*	44390*	44391*
Model	MX-CN-0040	MX-CN-0060	MX-CN-0080
Bowl Capacity	40 QT	60 QT	80 QT
Shaft RPM (1st 2nd 3rd Speeds)	120 268 372	119 275 396	119 275 396
Power	2.9 hp / 2,200 W	4 hp / 3,000 W	5.4 hp / 4,000 W
Amps	10 A	13.6 A	18 A
Electrical	220V / 60Hz / 3Ph	220V / 60Hz / 3Ph	220V / 60Hz / 3Ph
Timer	Yes	Yes	Yes
Guard	Yes	Yes	Yes
Net Weight	496.04 lb. / 225 kg.	1040.58 lb. / 472 kg.	1080.27 lb. / 490 kg.
Net Dimensions (DWH)	30.9" x 27.8" x 51.8"	39.6" x 34" x 64.3"	39.6" x 34" x 64.3"
Gross Weight	606.3 lb. / 275 kg.	1239 lb. / 562 kg.	1300.73 lb. / 590 kg.
Gross Dimensions	33.9" x 31.3" x 58.6"	43" x 37.4" x 71.1"	43" x 37.4" x 71.1"
Optional Item (Replacement)	Wire whip (Item 67923), Dough hook (Item 67898), Flat beater (Item 67922), Bowl (Item 67886)	Wire whip (Item 67983), Dough hook (Item 67985), Flat beater (Item 67988), Bowl (Item 67995)	Wire whip (Item 68114), Dough hook (Item 68115), Flat beater (Item 68116), Bowl (Item 68117)



44390

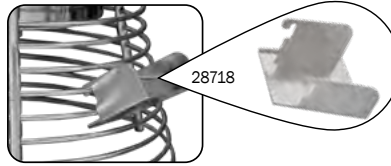


44391

MIXER ACCESSORIES

HOPPER FOR 10/20/30 QT MIXER

Item	28718
Model	Hopper for Mixer- Stainless Steel
Power	1 lb.



Flat beater



Dough Hook



Whip

STAINLESS STEEL MIXER BOWLS FOR HOBART MIXERS

(not suitable for Legacy Series) Not suitable for Omcan 20441/ 17835/ 20442 /17836/ 19999 Mixers

Item	Description	Gross Weight
10097	20 QT Flat Beater Attachment	3 lb. / 1.4 kg.
10098	30 QT Flat Beater Attachment	5 lb. / 2.2 kg.
17606	60 QT Flat Beater Attachment	7 lb. / 3 kg.
17609	80 QT Flat Beater Attachment	10 lb. / 4.5 kg.
17612	140 QT Flat Beater Attachment	25 lb. / 11.3 kg.
10078	20 QT Dough Hook Attachment	4 lb. / 1.8 kg.
10079	30 QT Dough Hook Attachment	6 lb. / 2.7 kg.
17607	60 QT Dough Hook Attachment	10 lb. / 4.5 kg.

Item	Description	Gross Weight
17610	80 QT Dough Hook Attachment	17 lb. / 7.7 kg.
17613	140 QT Dough Hook Attachment	25 lb. / 11 kg.
10237	20 QT Whip Attachment	4 lb. / 1.8 kg.
10238	30 QT Whip Attachment	6 lb. / 2.7 kg.
17605	60 QT Whip Attachment	8 lb. / 3.6 kg.
17608	80 QT Whip Attachment	10 lb. / 4.5 kg.
17611	140 QT Whip Attachment	12 lb. / 5.4 kg.

ATTACHMENTS FOR GLOBE MIXERS

Not suitable for Omcan 20441/ 17835/ 20442 /17836/ 19999 Mixers

Item	Description	Gross Weight
43180	20 QT beater attachment	4.7 lb. / 2 kg
44402	40 QT beater attachment	5.5 lb. / 2.5 kg
43181	20 QT hook attachment	4 lb. / 1.8 kg

Item	Description	Gross Weight
44406	60 QT hook attachment	8.8 lb. / 4 kg
43179	20 QT whip attachment	2.8 lb. / 1.3 kg
44401	40 QT whip attachment	4.4 lb. / 2 kg

STAINLESS STEEL MIXER BOWLS FOR HOBART MIXERS

(not suitable for Legacy Series) Not suitable for Omcan 20441/ 17835/ 20442 /17836/ 19999 Mixers



14248



14246



23512

Item	Description	Weight	Dimensions (Dia X H)
14246	20 QT Stainless Steel Mixer Bowl	12 lb. / 5.4 kg.	14" x 11"
14247	30 QT Stainless Steel Mixer Bowl	18 lb. / 8 kg.	15.5" x 13.25"
14248	60 QT Stainless Steel Mixer Bowl	28 lb. / 13 kg.	19.25" x 16.75"
14249	80 QT Stainless Steel Mixer Bowl	34 lb. / 15.4 kg.	21.5" x 18.5"
18266	140 QT Stainless Steel Mixer Bowl	72 lb. / 32.6 kg.	25" x 26"
23512	Bowl Dolly, steel-painted fits 30-140 QT bowls	32 lb. / 14.5 kg.	16.5" x 7.25"

GRINDER HEAD ATTACHMENT



FEATURES

- Available units compatible for #12 and #22 Drive Hubs
- Complete with a cast iron worm, ring, and cylinder, this grinder head ensures durability and efficiency
- Stainless steel feed pan, 1/4" plate and meat stomper allows for easy cleaning
- With available units compatible with any number 12 take-off hub, this grinder attachment can be used to make the most out of your mixer
- Also available in stainless steel



Item	Description	Gross Weight
10051*	# 12 Grinder Head Complete Unit - Fit # 12 drive hubs	20 lb. / 9 kg
27142	# 12 Grinder Head Complete Unit- Stainless Steel - Fit # 12 drive hubs	22 lb. / 10 kg
10058	# 22 Grinder Head Complete Unit-Fit # 22 drive hubs	26 lb. / 11.8 kg.
21229	# 22 Grinder Head Complete Unit- Stainless Steel - Fit # 12 drive hubs	28 lb. / 12.7 kg.
10052	Grinder Head Cylinder	6 lb. / 2.7 kg.
10053	Grinder Head Ring	4 lb. / 1.8 kg.
10054	Grinder Head Cylinder, Ring, Worm	12 lb. / 5.4 kg.
10055	Grinder Head Worm	2 lb. / 1 kg.
10056	Grinder Head Stomper	1 lb. / 0.5 kg.
10057	Grinder Head, 10" x 12" Feed Pan	3 lb. / 1.4 kg.

VEGETABLE SLICER ATTACHMENT Available with disc holder frame or adjustable S-knife.



Vegetable Slicer Attachment with S-type knife or Disc Holder Complete Set

Item	Description	Gross Weight
43143	Complete Set of Vegetable Shredder with Disc Holder (Compatible for #12 drive hub)	20 lb. / 9 kg.
43144	Complete Set of Vegetable Slicer Attachment with S-Knife (Compatible for #12 drive hub)	22 lb. / 10 kg.
43146	Disc Holder Frame	5 lb. / 2.3 kg.
43145	Door for Slicer/Shredder Attachment	4 lb. / 1.8 kg.
43147	Housing for Slicer/Shredder Attachment	9 lb. / 4.1 kg.
43148	Pusher for Slicer/Shredder Attachment	2 lb. / 1 kg.
43150	Adjustable Slicer Plate with S knife, cutting size: 0 - 5/16"	7 lb. / 3.2 kg.



Vegetable Slicer Attachment with Disc Holder Frame

Vegetable Slicer Attachment with S-type Knife shown

STAINLESS STEEL GRATER AND SHREDDER DISCS

Item	Description	Gross Weight
10132	Stainless Steel Grater Disc	1 lb. / 0.5 kg.
10136	Stainless Steel Shredder Disc 3/32" / 2.3 mm Holes	1 lb. / 0.5 kg.
43235	Stainless Steel Shredder Disc 3/16" / 4.8 mm Holes	1 lb. / 0.5 kg.
43234	Stainless Steel Shredder Disc 1/4" / 6 mm Holes	1 lb. / 0.5 kg.
43237	Stainless Steel Shredder Disc 5/16" / 8 mm Holes	1 lb. / 0.5 kg.
43233	Stainless Steel Shredder Disc 1/2" / 12 mm Holes	1 lb. / 0.5 kg.

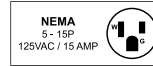


Grating Disc

Shredding discs

Dough Rollers

ADJUSTABLE DOUGH ROLLER WITH 13.3" MAX ROLLER



FEATURES

- Simple and economical machines
- Essential for restaurants that want to prepare pizza quickly
- Adjustable thickness (0.1 - 0.4mm) is obtained with one or more steps
- Not set up for the use of electric pedal

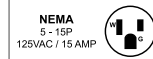
	13.3" Max Roller Width	15.75" Max Roller Width
Item	40639	40640
Model	BE-IT-0337	BE-IT-0400
Capacity	0.29 m ³ / 10.2 cu.ft.	0.18 m ³ / 6.3 cu.ft.
Dough Weight	2.8-14.1 oz. / 80-400 g	7.4-21.2 oz. / 210-600 g
Pizza Diameter	5.5"-13.4"/ 140-340 mm	10.2" - 15.75"/ 260-400 mm
Power	0.5 hp /370 W	0.5 hp / 370 W
Electrical	110V / 60Hz / 1Ph	110V / 60Hz / 1Ph
Net Weight	48.4 lb. / 22 kg.	57.3 lb. / 26 kg.
Gross Weight	57.2 lb. / 26 kg.	64 lb. / 30 kg.
Net Dimensions	20.5" x 17.4" x 15"	23" x 17.4" x 15"
Gross Dimensions	21" x 27" x 20"	27" x 20" x 21"



PIZZA MOULDER - DOUBLE PASS

FOR 13177

FOR 39638



FEATURES

- Saves time in the rolling of pizza dough
- Dough is not heated in the process and its characteristics are not affected
- Thickness and diameter can easily be adjusted

	Double Pass Pizza Moulder With 11"-15.75" Roller Width	Double Pass Pizza Moulder With 4"-16" Roller Width
Item	13177	39638
Model	BE-IT-0406	BE-CN-0400
Dough Weight	7.5 - 24.5 oz. / 213 - 695g	1.8 - 17.6 oz. / 50 - 500g
Pizza Diameter	11" - 15.75"	4" - 16"
Power	0.5 hp / 370 W	0.5 hp / 370 W
Electrical	110-120V / 60Hz / 1Ph	110-120V / 60Hz / 1Ph
Net Weight	77.2 lb. / 35 kg.	86 lb. / 39 kg.
Net Dimensions	18.5" x 21" x 32	21" x 21" x 25.6"
Gross Weight	79 lb. / 35.8 kg..	123.5 lb. / 56 kg.
Gross Dimensions	31" x 24" x 23"	22.8" x 23.2" x 32.7"



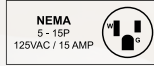
13177



39638

Dough Rounders & Dividers

BUN ROUNDING DIVIDER



FEATURES

- Powered by hydraulics
- 2 cylinders for pressing, 1 cylinder for cutting, & 1 for rounding.
- With a knife cleaning button.
- Control panel to adjust pressing, rounding and shaping chamber opening times.
- Can store up to 9 different programs

	Manual 15-Division / 3Ph	Manual 15-Division / 1Ph	Manual 30-Division / 3Ph	Manual 30-Division / 1Ph
Item	47582	48582	47583	48583
Model	BE-IT-0015M	BE-IT-15M-1P	BE-IT-0030M	BE-IT-30M-1P
Number of Divisions	15		30	
Min. Product Weight	150g		40g	
Max. Product Weight	360g		135g	
Basin Capacity	12.1 lb. / 5.5 kg.		8.8 lb. / 4 kg.	
Head Diameter	15.7"			
PSI per Hour	261			
Electrical	220V / 60Hz / 3Ph	220V / 60Hz / 1Ph	220V / 60Hz / 3Ph	220V / 60Hz / 1Ph
Net Weight	396.8 lb. / 180 kg.			
Net Dimensions (WDH)	24" x 26.8" x 80.7"			
Gross Dimensions	30" x 29" x 66"			



Manual Bun

	Automatic 15-Division / 3Ph	Automatic 15-Division / 1Ph	Automatic 30-Division / 3Ph	Automatic 30-Division / 1Ph
Item	47581	48580	47580	48581
Model	BE-IT-0030A	BE-IT-15A-1P	BE-IT-0015A	BE-IT-30A-1P
Number of Divisions	15		30	
Min. Product Weight	150g		40g	
Max. Product Weight	360g		135g	
Basin Capacity	12.1 lb. / 5.5 kg.		8.8 lb. / 4 kg.	
Head Diameter	15.7"			
PSI per Hour	261			
Electrical	220V / 60Hz / 3Ph	220V / 60Hz / 1Ph	220V / 60Hz / 3Ph	220V / 60Hz / 1Ph
Net Weight	540 lb. / 245 kg.			
Net Dimensions (WDH)	26" x 27.6" x 57.1"			
Gross Dimensions	30" x 29" x 66"			



Automatic Bun

MANUAL DOUGH DIVIDER



FEATURES

- Minimum load capacity of 2.2 to 6.6 lb. of dough
- Constructed of white enamel finish

Item	10839
Description	Dough Divider - makes 30 pieces
Min. Load Capacity	2.2 lb. / 1kg. of dough / 30 rolls with 33 grams
Max. Load Capacity	6.6 lb. / 3kg. of dough / 30 rolls with 100 grams
Net Weight	73 lb. / 33 kg.
Net Dimensions (DWH)	17.71" x 17.71" x 43.5"
Gross Weight	122 lb. / 55 kg.
Gross Dimensions	21" x 21" x 46"



10839

PIZZA SHAPING MACHINE/DOUGH PRESS



FEATURES

- Ideal choice for high-demand pizzerias and restaurants
- Continually forms pizza bases for up to 24-hours and can be easily used by non-specialized operators
- Designed with a built-in automotive self-breaking motor, cam, stop timer, and non-stick aluminum plates, this steel structure is built for durability

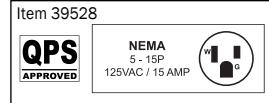
Item	45356
Model	BE-IT-0045
Plates Temperature	130°C to 170°C / 266°F to 338°F
Plate Diameter	Lower - 17.7" Upper - 16.5"
Power	8,100 W
Amps	35.2 A
Electrical	230V / 60Hz / 1Ph
Dough Weight	551.15 - 1102.31 lb. / 250 - 500 kg.
Net Weight	280 lb. / 127 kg.
Net Dimensions (DWH)	24.8" x 26.4" x 35"
Gross Weight	312 lb. / 141.5 kg.
Gross Dimensions	37" x 29" x 43"



45356

HEATER/PROOFER CABINETS

Electric control box and proofer cabinet are sold separately



FEATURES

- Durable and easy to clean
- Even heat and circulation from air baffle and circulating air blower
- Comes with casters (2 brakes in front)
- Dual proof/heat control
- Humidity from 30%-95%
- Temperature from heat mode up to 180°F (82°C)
- 3.4mm clear door with aluminum framing
- Accessible control panel with LED temperature display
- Equipped with a drip pan and internal water pan
- Locally QPS approved Electric Control Box (Item 39528): 30-85°C/86-185°F temperature range, 120V/1Hz, NEMA 5-15



Electric Control Box



Interior Of Non-Insulated Heated Proofer Cabinet



31834 & 39528

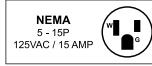
43554 & 39528

Item	Description
31833 + 39528	Insulated Heated Proofer Cabinet With Electric Control Box, (35) 18" X 26" Pans Tray Capacity
31834 + 39528	Non-insulated Heated Proofer Cabinet with Electric control box, (35) 18" x 26" pans tray capacity
43554 + 39528	Non-insulated Heated Proofer Cabinet with Electric control box, (10) 18" x 26" pans tray capacity, and cutting board

Dough Sheeters



STAINLESS STEEL DOUGH SHEETERS



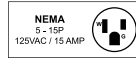
FEATURES

- Made of high quality stainless steel with PVC belts; ideal use for long period of time
- Fixed conveyor speed
- Roller adjustments are manual
- Suitable for bakeries, restaurants, and hotels
- Equipped with preset roller thickness control and foldable tables for space-saving storage
- SAFETY FEATURES: Safety Guards, Emergency Stop Switch, and Thermal Overload Device



	Table Top Model	Floor Model
Item	42154	44135
Models	BE-CN-2083-CSS	BE-CN-2083-FSS
Maximum Dough Capacity	11 lb. / 5 kg.	11 lb. / 5 kg.
Roller Size	3.5" (Dia.), 20.5" (W)	3.5" (Dia.), 20.5" (W)
Roller Adjustable Gap	0.04" - 1.4" / 1 - 35 mm	0.04" - 1.4" / 1 - 35 mm
Conveyor Belt Width	19.75" / 501.7 mm	19.75" / 501.7 mm
Width	22.5" / 571.5 mm	22.5" / 571.5 mm
Conveyor Belt Speed	18m/min - 32m/min	18m/min - 32m/min
Roller Speed	124r/min	124r/min
Power	0.75 hp/ 560 W	0.75 hp/ 560 W
Amps	2.5 A	2.5 A
Electrical	220 V / 60 Hz / 1Ph	220 V / 60 Hz / 1Ph
Working Position Dimensions	35" x 88" x 24"	35" x 108" x 46"
Resting Position Dimensions (WH)	32" x 37"	35" x 63"
Net Weight	275.6 lb. / 125 kg.	419 lb. / 190 kg.
Gross Weight	341 lb. / 154.7 kg.	512 lb. / 232 kg.
Gross Dimensions	38" x 29" x 41"	23" x 23" x 17"

STAINLESS STEEL DOUGH SHEETERS



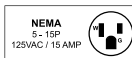
FEATURES

- Aluminum die-cast shoulders and casing
- Possibility of working all types of dough, obtaining very thin results
- Galvanized hard chrome plated, ground and polished cylinders
- Easy to remove scrapers, for quick and efficient cleaning
- Adjustable belt speeds to prevent dough wrinkling
- Folding tables to reduce machine space when not in use
- Low voltage electrical system with dual commands (hand and foot pedal)
- Accident prevention safety guards connected to the electrical system by limiting switches
- Machine mounted on wheels making it fully mobile



	Table Top Model	Floor Model
Item	49115	49116
Model	BE-IT-710-CSS	BE-IT-710-FSS
Cylinder Length	19.7"	19.7"
Cylinder Diameter	2.4"	2.4"
Sheeting Thickness	0 to 1.4"	0 to 1.4"
Table Length	28" / 710 mm	28" / 710 mm
Power	750 W	750 W
Amps	3.4 A	3.4 A
Electrical	220V / 60Hz / 1Ph	220V / 60Hz / 1Ph
Net Weight	253.5 lb. / 115 kg.	326.3 lb. / 148 kg.
Working Dimensions	70.8" x 34.6" x 25"	70.8" x 34.6" x 43.3"
Closed Dimensions	20.5" x 34.6" x 32.7"	23.6" x 34.6" x 57.5"
Gross Weight	284.4 lb. / 129 kg.	359.4 lb. / 163 kg.
Gross Dimensions	36.2" x 24.8" x 40.2"	36.2" x 24.8" x 63.8"

DOUGH SHEETER FLOOR MODEL WITH TABLE



FEATURES

- Aluminum die-cast shoulders and casing.
- Possibility of working all types of dough, obtaining very thin results.
- Galvanized hard chrome plated, ground and polished cylinders.
- Easy to remove scrapers, for quick and efficient cleaning.
- Adjustable belt speeds to prevent dough wrinkling.
- Folding tables to reduce machine space when not in use.
- Low voltage electrical system with dual commands (hand and foot pedal)
- Accident prevention safety guards connected to the electrical system by limiting switches
- Machine mounted on wheels making it fully mobile.



	48" Wide	60" Wide
Item	49010	49011
Model	BE-IT-1200-FSS	BE-IT-1500-FSS
Max. workable dough quantity	17.6 lb. / 8 kg.	17.6 lb. / 8 kg.
Min/max rolling thickness	0/40 mm	0/40 mm
Max belts speed in/out	0.303/0.513 m/s	0.303/0.513 m/s
Power	1 hp / 750 W	1 hp / 750 W
Electrical	220V/ 60Hz/ 1 ph	220V / 60Hz/ 1 Ph
Table Length	48"/1200 mm	60"/1500 mm
Table Width	23.6" / 600 mm	23.6" / 600 mm
Net Weight	513.7 lb. / 233 kg.	540 lb. / 245 kg.
Working Dimensions	109.4" x 39.8" x 45.7"	133.1" x 39.8" x 45.7"
Closed Dimensions	35.4" x 39.8" x 77.2"	41.7" x 39.8" x 88.6"
Gross Weight	562.2 lb. / 255 kg.	591 lb. / 268 kg.
Gross Dimensions	42.5" x 34.6" x 61"	42.5" x 34.6" x 72.4"

Pasta Sheeters & Extruders

TABLETOP RESIDENTIAL MANUAL PASTA SHEETER



FEATURES


- For home use
- Supplied with 2 cutter dies (2mm and 4mm)
- Sheet thickness is adjustable

Item	13229
Model	PM-CN-0179
Roller Length	7"
Max. Roller Opening	3 mm
Net Weight	7.5 lb. / 3.41 kg.
Net Dimensions	8.25" x 9.5" x 6"
Gross Weight	8 lb. / 3.64 kg.
Gross Dimensions	10" x 8" x 7"



EUROPEAN STYLE RESIDENTIAL PASTA SHEETER

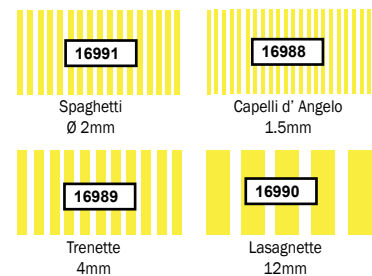
Contact us for other types of cutters



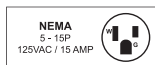
FEATURES

- Quickly makes sheets of pasta in six different thickness
- Cuts it into two types of pasta: tagliatelle (2mm) and fettuccine (6.5mm)
- Ideal for home use

Item	13234
Model	PM-IT-0146
Roller Width	5 3/4"
Maximum Roller Opening	1.9 mm
Roller Revolution Speed	36 min / 48 Max.
Nominal Power	85W
Electrical	120V / 60Hz / 1Ph
Weight	13 lb. / 5.91 kg.
Gross Weight	16 lb. / 7 kg.
Dimensions	10.5" x 8.25" x 10.5"
Gross Dimensions	10" x 12" x 12"
Optional Cutters	<ul style="list-style-type: none"> • Spaghetti Ø 2mm (Item 16991), • Capelli d' Angelo 1.5mm (Item 16988), • Trenette 4mm (Item 16989), • Lasagnette 12mm (Item 16990)



**EUROPEAN STYLE COMMERCIAL STAINLESS STEEL
MANUAL AND ELECTRIC PASTA SHEETERS**



FEATURES

- Ideal for restaurants and demanding home use
- Bodies are stainless steel construction and allow for easy cleaning
- Designed for flat noodle production

MANUAL PASTA SHEETER

Item	13231
Model	PM-IT-0210-M
Roller Length	8.25"
Roller Opening	9.5 mm (Max.)
Net Weight	22 lb. / 10 kg.
Net Dimensions	8.5" x 12.75" x 9.75"
Gross Weight	24 lb. / 10.91 kg.
Gross Dimensions	14" x 17" x 15"



13231

ELECTRIC PASTA SHEETER

Item	46292
Model	PM-IT-0037
Roller Length	8.25"
Roller Opening	50 mm (Max.)
Power	0.25 hp / 190 W
Electrical	110V / 60Hz / 1Ph
Net Weight	35.5 lb. / 16.14 kg.
Net Dimensions	8.5" x 14" x 10"
Gross Weight	36 lb. / 16.36 kg.
Gross Dimensions	14" x 17" x 15"

**Optional Items
(for items 13231 &
46292)**

- 2mm Spaghetti Cutter, Round (Item 46300)
- 1.5mm N.1 Capelli D'angelo Cutter (Item 46301)
- 2mm N.2 Tagliatelle Cutter (Item 46302)
- 4mm N.3 Trenette Cutter (Item 46303)
- 6.5mm N.4 Fettuccine Cutter (Item 46304)
- 12mm N.5 Lasagnette Cutter (Item 46305)
- 12mm Reginette Lasagnette Cutter (Item 46306)



46292



Cutter is sold separately

COUNTERTOP HEAVY-DUTY PASTA EXTRUDER



FEATURES

- Ideal for restaurant and supermarket applications
- Each model features a 1/2-horsepower motor
- Just simply load all ingredients into the hopper until the dough is extruded through the nozzle

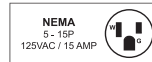
COUNTERTOP PASTA MACHINE

WITH 3.74-LB CAPACITY AND 1/2 HP *Dies are sold separately*

Item	13320	Net Weight	61 lb. / 22.73 kg.
Model	PM-IT-0004	Net Dimensions	17.32" x 9.84" x 16.73"
Tank Capacity	3.74 lb. / 1.7 kg.	Gross Weight	65 lb. / 29.55 kg.
Power	0.5 hp / 3,700 W	Gross Dimensions	20" x 15" x 22"
Output / Hr.	8.8 lb. / 4 kg.	Optional Item	Cutter assembly (Item 40399)
Electrical	110V / 60Hz / 1Ph		



PASTA MACHINE 26.5 LB/12 KG. PER HOUR 4 KG. KNEADING CAPACITY 750 W



FEATURES

- All components that come into contact with food are made of stainless steel or food-grade bronze.
- All moving parts are installed on ball bearings with long-life seals or support with a grease gun.
- Single-motor-driven, belt drive with maintenance-free reduction gear. The mixer is driven by a sprocket
- Equipped with height-adjustable feet and plastic caps.
- Operating components can rotate in both directions.
- The operating parts are easy to disassemble to allow access for cleaning the machine.
- Allows you to make various pasta shapes by simply changing the die.
- Accessories supplied: liquid measuring jug, ring nut key, pasta tray, trolley.

Item	49117
Model	PM-IT-0012E
Dough Capacity	5 kg./ 11 lb.
Output Per Hour	12 kg./ 26.5 lb.
Pasta Sheet (Width)	180 mm/ 7.1"
Trolley (Height)-Optional	660 mm/ 26"
Power	750 W
Electrical	110V/ 60Hz / 1Ph
Material	Stainless steel body
Net Weight	105.8 lb. / 48 kg.
Net Dimensions	12.2" x 20.1" x 22.4"
Gross Weight	136.7 lb. / 62 kg.
Gross Dimensions	29" x 18" x 30"



49117

Optional accessories	Trolley for Pasta machine: 49119 Cutter Motor Assembly for Pasta Machine: 49120 White Plastic Tray:40462
----------------------	--

FLOOR MODEL HEAVY-DUTY PASTA EXTRUDER WITH 9LB. CAPACITY AND 3/4 HP



FEATURES

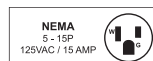
- Just simply load all ingredients into the hopper, and then wait until the dough is extruded through the nozzle
- Sturdy construction and comes with a mobile stand for easy maneuverability during everyday use
- Features an included cutter assembly with adjustable cutting speed
- Comes with a built-in fan for faster drying time
- Cutting assembly included. Dies are sold separately

Item	13364
Model	PM-IT-0008
Tank Capacity	8.8 lb. / 4 kg.
Output / Hr.	17.63 lb. / 8 kg.
Power	0.75 hp / 5,600 W
Electrical	110V / 60Hz / 1Ph
Net Weight	143.2 lb. / 65 kg.
Net Dimensions	12.5" x 22" x 29"
Gross Weight	153 lb. / 69.55 kg.
Gross Dimensions	29" x 22" x 29"
Optional Item	Replacement white plastic tray (Item 40462)



13364

PASTA MACHINE 26.5 LB/12KG. PER HOUR 5 KG. KNEADING CAPACITY W/ COOLING AND CUTTER



FEATURES

- All components that come into contact with food are made of stainless steel or food-grade bronze.
- All moving parts are installed on ball bearings with long-life seals or support with a grease gun.
- Single-motor-driven, belt drive with maintenance-free reduction gear. The mixer is driven by a sprocket
- Equipped with height-adjustable feet and plastic caps.
- Operating components can rotate in both directions.
- The operating parts are easy to disassemble to allow access for cleaning the machine.
- Allows you to make various pasta shapes by simply changing the die.
- Accessories supplied: liquid measuring jug, ring nut key, pasta tray, cutting assembly, trolley.

Item	49118
Model	PM-IT-0012
Dough Capacity	11 lb. / 5 kg.
Pasta Sheet (Width)	180 mm / 7.1"
Trolley (Height)-Optional	660 mm / 26"
Power	7,500 W
Electrical	110V / 60Hz / 1Ph
Material	Stainless steel body
Net Weight	150 lb. / 68 kg.
Net Dimensions	12.6" x 29.5" x 28.5"
Gross Weight	176.4 lb. / 68 kg.
Gross Dimensions	29" x 18" x 35.8"



49118

40462

Optional accessories	Trolley for Pasta machine: 49119 Cutter Motor Assembly for Pasta Machine: 49120 White Plastic Tray:40462
----------------------	--

PASTA SHEETERS & EXTRUDERS

FLOOR MODEL HEAVY-DUTY PASTA EXTRUDER WITH 13LB. CAPACITY AND 1 HP



FEATURES

- Just simply load all ingredients into the hopper, and then wait until the dough is extruded through the nozzle
- Sturdy construction and comes with a mobile stand for easy maneuverability during everyday use
- Features an included cutter assembly with adjustable cutting speed
- Comes with a built-in fan for faster drying time
- Cutting assembly included. Dies are sold separately

Item	13397
Model	PM-IT-0015
Tank Capacity	13 lb. / 5.89 kg.
Output / Hr.	33 lb. / 15 kg.
Power	1 hp / 750 W
Electrical	220V / 60Hz / 1Ph
Net Weight	242.5 lb. / 110.23 kg.
Net Dimensions	15" x 35" x 36"
Gross Weight	290 lb. / 131.82 kg.
Gross Dimensions	36" x 35" x 36"
Optional Item	Replacement white plastic tray (Item 40462)



13397

FLOOR MODEL HEAVY-DUTY PASTA EXTRUDER



FLOOR MODEL PASTA MACHINE WITH 26-LB CAPACITY AND 1 ½ HP

Cutting assembly included. Dies are sold separately

	220V	208V
Item	16643	13236
Model	PM-IT-0025	PM-IT-0025-T
Tank Capacity	26 lb. / 12 kg.	26 lb. / 12 kg.
Output / Hr.	55 lb. / 25 kg.	55 lb. / 25 kg.
Power	1.5 hp / 1,120 W	1.5 hp / 1,120 W
Electrical	220V / 60Hz / 1Ph	208V / 60Hz / 3Ph
Net Weight	297.6 lb. / 135.27 kg.	297.6 lb. / 135.27 kg.
Net Dimensions	18.5" x 36" x 36"	18.5" x 36" x 36"
Gross Weight	347 lb. / 157.73 kg.	347 lb. / 157.73 kg.
Gross Dimensions	37" x 28" x 44"	37" x 28" x 44"
Optional Item	Replacement white plastic tray (Item 40462)	



16643

FLOOR MODEL PASTA MACHINE WITH DUAL TANK CAPACITY AND 1 ½ HP

Cutting assembly included. Dies are sold separately



Item	13440	
Model	PM-IT-0040	
Tank Capacity	FIRST TANK: 26 lb.	SECOND TANK: 17.6 lb.
Output / Hr.	88 lb.	
Power	1.5 hp / 1,120 W	
Electrical	208V/60Hz/3	
Net Weight	385 lb. / 175 kg.	
Net Dimensions	22" x 40.5" x 36.6"	
Gross Weight	430 lb. / 195.45 kg.	
Gross Dimensions	37" x 28" x 44"	



13440

Optional Item	Replacement white plastic tray (Item 40462)
---------------	---

FLOOR MODEL PASTA MACHINE WITH 110-LB CAPACITY AND 5 ½ HP

Cutting assembly included. Dies are sold separately



• For continuous operation, combining the NS TR Conveyor Belt and the MS 80 Pasta Mixer can produce a maximum output of 150 kg. (330 lb.)/hr

Item	13286
Model	PM-IT-0080
Tank Capacity	110 lb.
Output / Hr.	176 lb. / 80 kg.
Power	5.5 hp / 4,100 W (worm) 2.5 hp / 1.86 (motor for paddle)
Electrical	208V / 60Hz / 3Ph
Net Weight	948 lb. / 430.91 kg.
Net Dimensions	33.5" x 53" x 63"
Gross Weight	950 bs. / 431 kg.
Gross Dimensions	40" x 60" x 72"
Optional Item	NS TR Conveyor Belt (Item 46170), MS 80 Pasta Mixer (Item 46171)



RAVIOLI MACHINE Accessories sold separately



FEATURES

- Machine for the production of ravioli in various shapes and sizes
- Robust, safe and reliable,
- Suitable for pasta manufacturers, bakeries, delicatessens, supermarkets and catering for large groups
- 20-25 kg. of ravioli per hour
- Stainless steel construction
- 1 mould included (Your selection from the Mould List*)
- Easy mould replacement (Optional moulds available upon request - different shapes using the same machine)
- With any soft fillings (meat, cheese, vegetables)
- Easy regulation of filling amounts

RAVIOLI MACHINE

Item	46296
Model	PM-IT-0030-R
Production	20-25kg./hour of ravioli
Width Of Pasta Sheet	4"
Power	2,500 W
Net Weight	99 lb. / 45 kg.
Net Dimensions	19" x 17.7" x 29"
Gross Weight	128 lb. / 58 kg.
Gross Dimensions	28" x 17.7" x 35"

OPTIONAL ACCESSORIES

Item	46297	46298
Model	Sheet roller for 46296	Special sheet die for 13364 / 49118 to feed ravioli machine




***MOULD LIST** Contact Us For More Details

Item	Description
47404	Mould - Crescent, 2" / 70x40mm
47405	Mould - Square, 1" / 28mm
47406	Mould - Square, 1.75"/43 mm
47407	Mould - Square, 2"/55mm
47408	Mould - Triangle, 2"x 2.75"/ 60 x 50 mm
47409	Mould - Round, 1.75"/ 42mm



46297



PASTA DIES SIZE GUIDE

#5 Spaghetti 1.1mm	#90 Maccheroncini 4.3mm	#99 Maccheroni 8mm	#105 Rigatoni 11mm
#8 Spaghetti 1.7mm			
#12 Spaghetti 2.5mm	#251 Gigli	#240 Fusilli 3 Wings	#131 Fusilli 2 Wings
Spaghetti Quadri 2.5 x 2.5mm			
#59 Bucatini 3mm	Gargati	#386 Casarecce	Pacchero
#21 Tagliolini 1.8mm			
#23 Tagliolini 2.6mm			
#26 Fettuccine 6mm	#47 Reginette 9 mm		
#28 Fettuccine 9.5mm			Sfoglia 85mm - Fixed thickness
#30 Pappardelle 14mm			

Photos are not to scale



BRASS PASTA DIE FOR LP5 (SEE TRENTO CATALOG)

Item	Description
18917	Lasagna 85 mm
24092	Sfoglia 85 mm
46612	Spaghetti Quardri 2.5 x 2.5mm
46114	Pacchero Liscio 25 mm
26084	Gargati 8 mm
45386	#5 Spaghetti 1.1 mm
45387	#8 Spaghetti 1.7 mm
42939	#12 Spaghetti 2.5 mm

Item	Description
21631	#21 Tagliolini 1.8 mm
23642	#23 Tagliolini 2.6 mm
39321	#26 Fettucine 6 mm
21631	#21 Tagliolini 1.8 mm
23642	#23 Tagliolini 2.6 mm
39321	#26 Fettucine 6 mm
23827	#28 Fettucine 9.5 mm
19305	#30 Pappardelle 14 mm
23340	#47 Reginette 9 mm

Item	Description
45388	#59 Bucatini 3 mm
23825	#90 Maccheroncini 4.3 mm
20079	#99 Macaroni 8 mm
21258	#105 Rigatoni 11 mm
22054	#131 Fusilli 2 Wings 7 mm
27208	#240 Fusilli 3 Wings 8.4 mm
21187	#251 Gigli Lisci 10.4 mm
21188	#386 Casarecce 8.8 mm

PASTA DIE FOR PM-IT-0004 (13320)

Item	Description
13321	Lasagna 160 mm
13322	#3 Spaghetti 0.8 mm
13326	#8 Spaghetti 1.7 mm
13329	#12 Spaghetti 2.5 mm
13333	#18 Linguine 3 x 1.6 mm
13334	#21 Tagliolini 1.8 mm
13335	Spaghetti Quadri 2.5 x 2.5 mm
13336	#23 Tagliolini 2.5 mm

Item	Description
13339	#26 Fettucine 6 mm
13341	#28 Fettucine 10 mm
13343	#31 Pappardelle 17 mm
13345	#33 Tagliatelle 25 mm
13346	#47 Reginette 9 mm
13347	#51 Reginette 17 mm
13349	#59 Bucatini 3 mm
13353	#90 Maccheroni Rigati 4.8mm
13354	#99 Maccheroni Rigati 8 mm

Item	Description
13355	#105 Maccheroni Rigati 11 mm
13356	#108 Maccheroni Rigati 15 mm
13357	#133 Fusilli 3 Rings 10 mm
39690	#127 Tortiglione 8.8 mm
13358	#163 Pipe Rigate 16 mm
13359	#190 Conchiglie Rigate 28 mm
13361	#382 Gnocchetti Sardi 19 mm
13363	#386 Casarecce 8.8 mm
39591	Amori Pasta Die Brass

PASTA DIE FOR PM-IT-0008 (13364), PM-IT-0012E (49117), & PM-IT-0012 (49118)

Item	Description
17127	Lasagna 180 mm
13366	#3 Spaghetti 0.8 mm
13369	#8 Spaghetti 1.7 mm
19435	#9 Spaghetti 1.9 mm
13371	#10 Spaghetti 2.1 mm
13372	#12 Spaghetti 2.5 mm
13373	#16 Linguine 2.6 x 1.5 mm
13375	#21 Tagliatelle 1.8 mm
13376	#23 Tagliatelle 2.5 mm

Item	Description
24013	#25 Tagliatelle 4.5 mm
13378	#26 Tagliatelle 6 mm
23766	#28 Tagliatelle 10 mm
24014	#31 Tagliatelle 17 mm
13381	#47 Reginette 9 mm
13382	#51 Reginette 20 mm
31332	#57 Bucatini 2.5 mm
13384	#59 Bucatini 3 mm
36517	#64 Bucatini 6 mm

Item	Description
19434	#90 Rigatoni 4.8 mm
13387	#99 Rigatoni 8 mm
45339	#105 Rigatoni 11 mm
19756	#108 Rigatoni 15 mm
13391	#133 Fusilli 3 Rings 10 mm
13392	#163 Pipe Rigate 16 mm
13393	#190 Conchiglie Rigate 28 mm
13395	#382 Gnocchetti Sardi 19 mm
19757	#386 Casarecce 8.8 mm

PASTA DIE FOR PM-IT-0015 (13397)

Item	Description
17129	Lasagna 230 mm
13399	#3 Spaghetti 0.8 mm
13402	#7 Spaghetti 1.5 mm
13403	#8 Spaghetti 1.7 mm
13404	#9 Spaghetti 1.9 mm
13405	#10 Spaghetti 2.1 mm
13406	#12 Spaghetti 2.5 mm
13407	#16 Linguine 2.6 x 1.5 mm
13409	#21 Tagliatelle 1.8 mm
13410	#23 Tagliatelle 2.5 mm

Item	Description
13411	#25 Tagliatelle 4.5 mm
13412	#26 Tagliatelle 6 mm
13414	#28 Tagliatelle 10 mm
13415	#31 Tagliatelle 17 mm
13416	#47 Reginette 9 mm
13417	#51 Reginette 20 mm
13419	#57 Bucatini 2.5 mm
13420	#59 Bucatini 3 mm
13422	#90 Rigatoni 4.8 mm
18945	#99 Rigatoni 8 mm

Item	Description
22129	#105 Rigatoni 11 mm
13426	#108 Rigatoni 15 mm
13429	#133 Rotini 10 mm
13431	#163 Pipe Rigate 16 mm
13434	#190 Conchiglie Rigate 28 mm
13408	#121 Penne Rigate 7 mm
13436	#382 Gnocchetti Sardi 19 mm
13437	#386 Cararecce 8.8 mm
13439	Penne

PASTA DIE FOR PM-IT-0080 (13286)

Item	Description
19737	Lasagna 380 mm
13288	#3 Spaghetti 0.8 mm
13289	#7 Spaghetti 1.5 mm
13290	#8 Spaghetti 1.7 mm
13291	#9 Spaghetti 1.9 mm
13308	#10 Spaghetti 2.1 mm
13292	#12 Spaghetti 2.5 mm
13293	#16 Linguine 2.6 x 1.5 mm
13294	#17 Linguine 2.9mm
13295	#21 Tagliatelle 1.8 mm
13296	#23 Tagliatelle 2.5 mm

Item	Description
13297	#25 Tagliatelle 4.5 mm
13298	#26 Tagliatelle 6 mm
13299	#28 Tagliatelle 10 mm
13300	#31 Tagliatelle 17 mm
13301	#47 Reginette 9 mm
13302	#51 Reginette 20 mm
13303	#57 Bucatini 2.5 mm
13304	#59 Bucatini 3 mm
13305	#64 Bucatini 6 mm

Item	Description
13306	#90 Rigatoni 4.8 mm
13307	#99 Rigatoni 8 mm
13309	#105 Rigatoni 11 mm
13310	#108 Rigatoni 15 mm
13311	#133 Fusilli 3 Rings 10 mm
13312	#163 Pipe Rigate 16 mm
13313	#190 Conchiglie Rigate 28 mm
13314	#382 Gnocchetti Sardi 19 mm
13315	#386 Casarecce 8.8 mm

PASTA DIE FOR PM-IT-0025 (16643) / PM-IT-0025-T (13236)/ PM-IT-0040 (13440)

Item	Description
17132	Lasagna 280 mm
13238	#3 Spaghetti 0.8 mm
24086	#3 Spaghetti 0.8 mm*
13241	#7 Spaghetti 1.5 mm
31806	#8 Spaghetti 1.7 mm
19437	#9 Spaghetti 1.9 mm
13244	#10 Spaghetti 2.1 mm
24490	#12 Spaghetti 2.5 mm
13247	#16 Linguine 2.6 x 1.5 mm
13248	#18 Linguine 3 x 1.6 mm
13250	#21 Tagliatelle 1.8 mm

Item	Description
13251	#23 Tagliatelle 2.5 mm
24212	#25 Tagliatelle 4.5 mm
13253	#26 Tagliatelle 6 mm
23719	#28 Fettuccine 9.5 mm
13255	#31 Tagliatelle 17 mm
13256	#47 Reginette 9 mm
19436	#51 Reginette 20 mm
13258	#57 Bucatini 2.5 mm
13259	#59 Bucatini 3 mm
13260	#64 Bucatini 6 mm
13263	#90 Rigatoni 4.8 mm

Item	Description
13265	#99 Rigatoni 8 mm
13266	#105 Rigatoni 11 mm
20209	#108 Rigatoni 15 mm
45915	#128 Tortiglioni 13 mm
24213	#133 Fusilli 3 Rings 10 mm
13274	#163 Pipe Rigate 16 mm
24214	#190 Conchiglie Rigate 28 mm
45532	#252 Gigli Festonati 11.4 mm
20445	#382 Gnocchetti Sardi 19 mm
13284	#386 Casarecce 8.8 mm
13285	#116 Penne Lisce 6 mm

OTHER DIES ALSO AVAILABLE

CALL FOR DETAILS AND PRICING

For complete listing please visit WWW.OMCAN.COM



Standard dies come in different configurations. Custom sizes to be ordered. Extra lead times required.

Cheese Drying and Seasoning

(Optional Installation, Setup and product training available upon request)

Drying or seasoning **all types of cheeses**

Affinacheese® has been designed specifically for drying/seasoning of all types of cheeses. All internal and external parts that may come in contact with food are built using AISI 304 stainless steel.

60KG. CAPACITY AFFINACHEESE® CHEESE DRYING CABINET



FEATURES

- Smooth Guide Sets
- 8 Polypropylene Shelves
- Drain Tray
- Flexible Drain Hose
- Fumotic®
- Air Exchange Kit
- Water Filter
- 2 Tanks Water/Aroma
- 4 Adjustable Legs

OPTIONAL ITEMS:

- Hanging Rods
- Wall Mount Kit
- PH Probe
- HACCP Data Printer

Item	45517
Model	STGPNSTF6
Capacity	132 lb. / 60 kg.
Working Temperature	- 5°C to 50°C / 23°F to 122°F
Storage Temperature	-10°C to 70°C / 14°F to 158°F
Electrical	220V / 60Hz / 1Ph
Net Weight	467 lb. / 212 kg.
Net Dimensions	43" x 31" x 53"
Gross Weight	518 lb. / 235 kg.



45517

100KG. CAPACITY AFFINACHEESE® CHEESE DRYING CABINET



FEATURES

- Smooth Guide Sets
- 7 Polypropylene Shelves
- Drain Tray
- Flexible Drain Hose
- Fumotic®
- Air Exchange Kit
- Water Filter
- 2 Tanks Water/Aroma
- 4 Adjustable Legs

OPTIONAL ITEMS:

- Hanging Rods
- Wall Mount Kit
- PH Probe
- HACCP Data Printer

Item	45518
Model	STG100TFO
Capacity	220 lb. / 100 kg.
Working Temperature	- 5°C to 50°C / 23°F to 122°F
Storage Temperature	-10°C to 70°C / 14°F to 158°F
Electrical	220V / 60Hz / 1Ph
Net Weight	507 lb. / 230 kg.
Net Dimensions	43" x 31" x 85"
Gross Weight	562 lb. / 255 kg.



45518

150KG. CAPACITY AFFINACHEESE® CHEESE DRYING CABINET



FEATURES

- Smooth Guide Sets
- 7 Polypropylene Shelves
- Drain Tray
- Flexible Drain Hose
- Fumotic®
- Air Exchange Kit
- Water Filter
- 2 Tanks Water/Aroma
- 4 Adjustable Legs

OPTIONAL ITEMS:

- Hanging Rods
- Wall Mount Kit
- PH Probe
- HACCP Data Printer

Item	45516
Model	STG150TFO
Capacity	330 lb. / 150 kg.
Working Temperature	- 5°C to 50°C / 23°F to 122°F
Storage Temperature	-10°C to 70°C / 14°F to 158°F
Electrical	220V / 60Hz / 1Ph
Net Weight	617 lb. / 280 kg.
Net Dimensions	35" x 31" x 83"
Gross Weight	683 lb. / 310 kg.



45516

200KG. CAPACITY AFFINACHEESE® CHEESE DRYING CABINET



FEATURES

- Smooth Guide Sets
- 14 Polypropylene Shelves
- Drain Tray
- Flexible Drain Hose
- Fumotic®
- Air Exchange Kit
- Water Filter
- 2 Tanks Water/Aroma
- 4 Adjustable Legs

OPTIONAL ITEMS:

- Hanging Rods
- Wall Mount Kit
- PH Probe
- HACCP Data Printer

Item	45519
Model	STG200TFO
Capacity	440 lb. / 200 kg.
Working Temperature	- 5°C to 50°C / 23°F to 122°F
Storage Temperature	-10°C to 70°C / 14°F to 158°F
Electrical	220V / 60Hz / 1Ph
Net Weight	805 lb. / 365 kg.
Net Dimensions	57" x 31" x 87"
Gross Weight	970 lb. / 310 kg.



45519

100KG. + 100KG. CAPACITY AFFINACHEESE® CHEESE DRYING CABINET



FEATURES

- Smooth Guide Sets
- 7+7 Polypropylene Shelves
- Drain Tray
- Flexible Drain Hose
- Fumotic®
- Air Exchange Kit
- Water Filter
- 2 Tanks Water/Aroma
- 4 Adjustable Legs

OPTIONAL ITEMS:

- Hanging Rods
- Wall Mount Kit
- PH Probe
- HACCP Data Printer

Item	45520
Model	STGTWITFO
Capacity	100 + 100 kg. (220 + 220 lb.)
Working Temperature	- 5°C to 50°C / 23°F to 122°F
Storage Temperature	-10°C to 70°C / 14°F to 158°F
Electrical	220V / 60Hz / 1Ph
Net Weight	551 lb. / 250 kg.
Net Dimensions	57.6" x 30.9" x 83.2"
Gross Weight	829 lb. / 376 kg.



45520

Curing Cabinets - Fish

(Optional Installation, Setup and product training available upon request)

Discover the 'Intelligent' System for curing, cooking and smoking fish



Stagionello® fish curing device is the unique cabinet for dry aging fish with a controlled pH system for the smoking and curing of sea salami and for cooked Tuna and Squid Mortadella. It has been designed, manufactured and patented 100% made in Italy.

With the introduction of dry aged, smoked fish and cured fish salami, the quality and flavors amplify the most refined palates. Clients aim to get the freshest and best-preserved products and display it in the best way possible to attract the attention of customers.

These cabinets and walk in cold rooms are built entirely of AISI 304 stainless steel with a scotch-brite finish both internally and externally to protect food contact and contamination. The cabinets can be incorporated into furnishings or walls.

The doors are completely in AISI 304 stainless steel; all have a large double-glazed glass with UV protection and are equipped with lock and key to allow use both in the laboratory and in the sales area. The large glass on the door allows you to monitor product on sight and in the sales area and is consequently an attractive Italian design display showcase. The four extendable stainless steel legs allow perfect stability. The exterior can be customized from a wide range of colors and coatings by our skilled Italian craftsmen.

These are just some of the features that make the unique patented Pesciagatore® and its range of cabinets guaranteed to be the most copied in the world!

60KG. CAPACITY STAGIONELLO® FISH CURING CABINET



FEATURES

- Display 7" S.F.C.
- Integrated pH system
- Cleaning in place
- Remote Control
- 4 AISI 304 stainless steel grills
- 4 sets of AISI 304 stainless steel guides
- 2 glass door
- Humidification/Aromatization system
- Hot gas defrosting system
- Automatic interior LED lighting
- Air exchange kit
- Humidity range: 30% - 99%

Item	49001
Model	PES06T4.0
Maturing Capacity	132 lb. / 60 kg.
Interior/Accessories	4 grills/rack 4 guides set
Temperature Range	0 to 35 °C / 32 to 95°F
Relative Humidity Range	30% - 99%
Power	2376 W
Amps	10.8 A
Electrical	220V / 60Hz / 1Ph
Number of Doors	2 Glass Swing Doors
Weight	330 lb. / 150 kg.
Dimensions	43.3" x 30.9" x 53.1"



100KG. / 150KG. STAGIONELLO® FISH CURING CABINET WITH 1 GLASS DOOR

NEW!

FEATURES

- Display 7" S.F.C.
- Integrated pH system
- Cleaning in place
- Remote Control
- 7 AISI 304 stainless steel grills
- 7 sets of AISI 304 stainless steel guides
- 1 Glass Door
- Humidification/Aromatization system
- Hot gas defrosting system
- Automatic interior LED lighting
- Air Exchange Kit

	220 lb. / 100 kg. Capacity	330 lb. /150 kg. Capacity
Item	49002	49003
Model	PES10T4.0	PES15T4.0
Maturing Capacity	100 kg. / 220 lb.	150 kg. / 330 lb.
Interior/Accessories	7 grill / rack with 7 guide sets	7 grill/ rack with 7 guide sets
Temperature Range	0 to 35 °C / 32 to 95°F	0 - 35 °C/ 32 - 95°F
Relative Humidity Range	30% - 99%	30% - 99%
Power	2,376 W	3,500 W
Amps	10.8 A	14.4 A
Electrical	220V / 60Hz / 1Ph	220V / 60Hz / 1Ph
Number of Doors	1 Glass Swing Door	1 Glass Swing Door
Weight	474 lb. / 215 kg.	474 lb. / 215 kg.
Dimensions	28.7" x 30.9" x 86.7"	35.6" x 30.9" x 86.6"



49002

49003

STAGIONELLO® FISH CURING CABINET WITH 2 GLASS DOORS

NEW!

FEATURES

- Display 7" S.F.C.
- Integrated pH system
- Cleaning in place
- Remote Control
- 7+7 AISI 304 stainless steel grills
- 2 Glass Doors
- Humidification/Aromatization system
- Hot gas defrosting system
- Automatic interior LED lighting
- Air Exchange Kit
- Humidity Range: 30% - 99%

	440 lb. / 200 kg. Capacity	220+220 lb. / 100 +100 kg. Capacity
Item	49004	49005
Model	PES20T4.0	PESTWT4.0
Maturing Capacity	440 lb. / 200 kg.	220 + 220 lb. / 100 + 100 kg.
Interior/Accessories	14 grills/racks with 14 guide sets	14 grills / racks with 14 guide sets
Temperature Range	0 - 35°C/ 32 - 95°F	0 - 35 °C / 32 - 95°F
Relative Humidity Range	30% - 99%	30% - 99%
Power	4,140 W	3,700 W
Amps	17.3A	14.4 A
Electrical	220V / 60Hz / 1Ph	220V / 60Hz / 1Ph
Number of Doors	2 Glass Swing Doors	2 Glass Swing Doors
Weight	551 lb. / 250 kg.	474 lb. / 215 kg.
Dimensions	57.7" x 30.9" x 86.6"	57.7" x 30.9" x 86.6"



49005



49004

In Frollatura dal
26/04/2017 IT 05 999 79357
codice di rif. animale

Curing Cabinets - Meat

**Produce prime quality meat!
as little as 11 days!**



Stagionello[®] meat maturing device is the only maturation cabinet guaranteed, patented and manufactured 100% in Italy that reproduces a series of microclimates ideal for the traditional maturation of meat (dry aged). In as little as eleven days our system allows you to transform your meat into tender, juicy steaks, safely. This is equipped with an industrial refrigeration system (not monoblock).

Thanks to the patented Fumotic[®] system, it ensures the production and management of humidity used to reduce the weight loss of the meat. In addition, since the user can smoke/avor the product at low temperatures, without any combustion, it safely keeps the organoleptic properties of the meat unchanged.

Unlike wet aging, where the meat from its vacuum-sealed bag must be consumed immediate after opening, allows you to hang, store and consume meat in a longer period of time without similar risks. The unit is equipped with an advanced touch screen controller, that automatically manages the temperature, humidity, air speed, pH monitoring, smoke/avoring for the duration of the recipe.

The Climatouch[®] controller, built into this device, allows you to quickly start your next recipe, monitor recipe values, create and save new recipes, calibrate the pH probe and review HACCP data. These features and more make it one of a kind.



FEATURES

- Made in Stainless Steel AISI 304
 - **Climatouch**[®] - A revolutionary automatic control system with a 6-inch touch screen display that automatically manages all sequential processing stages, calculating pH levels during the fermentation process guaranteeing a quality product. It includes preset recipes and allows the user to have access to the system which controls the functionality of the unit
 - **Fumotic**[®] - This is a dual purpose system for regulating humidity and flavoring
 - Energy Efficient: The AISI 304 Stainless Steel body and doors are fully injected with CFC free polyurethane foam creating a unibody frame and higher R-value
 - Professional grade Non Monoblock system: Our non monoblock system is comprised of various components specially designed with the capability to be used for seasoning and dry aging, and can function in an ambient temperature range for up to +32°C (89.6°F)
 - There are a number of alarms built into the system for protection
 - Equipped with a lock and key system for additional safety
 - 4 standard probes included in all units
 - The tank system is designed to work with the Fumotic[®] to provide humidity when needed and aroma flavor as desired by the user
 - The doors are designed and built in AISI 304 stainless steel, dual insulated glass panels with UV protection of 59%, pressure valve for high altitudes, resistance lines to minimize condensation and soften door seals at lower temperatures.
 - Pre-Calibrated pH Probe included
- *Special order: Custom colors available (Call upon request)*
• *Optional installation, setup and product training available upon request*

60KG.-150KG. CAPACITY STAGIONELLO® CABINETS WITH CLIMATOUGH® & FUMOTIC®



Item	45143*	40345*	40299*	46184*
Model	MAT0604.0	MATC100TF	MATC150TF	MATC150TW
Description	60kg. wall cabinet with ClimaTouch® and Fumotic®	100kg. cabinet with ClimaTouch® and Fumotic®	150kg. cabinet with ClimaTouch® and Fumotic®. Dual internal fans & air exchange kit included	
Interior	2+2 Guide sets / 2+2 stainless steel shelves	5 Guide sets / 5 stainless steel shelves	5 Guide sets / 5 stainless steel shelves	
Working Temperature	- 5 to 50°C / 23 to 122°F	- 5 to 50°C / 23 to 122°F	- 5 to 50°C / 23 to 122°F	
Storage Temperature	-10 to 70°C / 14 to 158°F	-10 to 70°C / 14 to 158°F	-10 to 70°C / 14 to 158°F	
Ambient Relative Humidity	Less than 90% RH	Less than 90% RH	Less than 90% RH	
Power	2,376 W	2,376 W	3,500	
Amps	10.8 A	10.8 A	14.4 A	
Electrical	220V / 60Hz / 1Ph	220V / 60Hz / 1Ph	220V / 60Hz / 1Ph	
Internal Memory	352 Kb Ram (approx.100 recipes)	352 Kb Ram (approx.100 recipes)	352 Kb Ram (approx.100 recipes)	
Net Weight	467 lb. / 212 kg.	308 lb. / 140 kg.	573 lb. / 260 kg.	
Net Dimensions	43" x 31" x 33"	30.7" x 28.74" x 83"	33" x 39" x 86"	
Gross Weight	518 lb. / 235 kg.	473 lb. / 215 kg.	671 lb. / 304 kg.	
Extra Info	-	-	Silver Color	Black Color

60KG.-150KG. CAPACITY STAGIONELLO® CABINETS WITH CLIMATOUGH® & FUMOTIC®



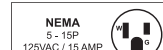
Item	41187	45176*	45344
Model	MAT2004.0	MATTW14.0	MAT4004.9
Description	200kg. cabinet with ClimaTouch® and Fumotic®	100 + 100kg. cabinet with ClimaTouch® and Fumotic®	400kg. cabinet with ClimaTouch® and Fumotic®. Air exchange kit included
Interior	10 Guide sets / 10 stainless steel shelves	5+5 Guide sets / 5+5 stainless steel shelves	Automatic internal lighting, dehumidifier, air exchange, heated frame, hot gas defrost, and industrial refrigeration unit.
Working Temperature	- 5 to 50°C / 23 to 122°F	- 5 to 50°C / 23 to 122°F	- 5 to 50°C / 23 to 122°F
Storage Temperature	-10 to 70°C / 14 to 158°F	-10 to 70°C / 14 to 158°F	-10 to 70°C / 14 to 158°F
Ambient Relative Humidity	Less than 90% RH	Less than 90% RH	Less than 90% RH
Power	4,140 W	3,700 W	5,150 W
Amps	18 A	17 A	23 A
Electrical	220V / 60Hz / 1Ph	220V / 60Hz / 1Ph	220V / 60Hz / 3Ph
Internal Memory	352 Kb Ram (approx.100 recipes)	352 Kb Ram (approx.100 recipes)	352 Kb Ram (approx.100 recipes)
Net Weight	365 kg. / 805 lb.	365 kg. / 805 lb.	400 kg. / 970 lb.
Net Dimensions	57" x 31" x 85"	57" x 31" x 85"	100" x 37" x 101"
Gross Weight	440 kg. / 970 lb.	440 kg. / 970 lb.	550 kg. / 1102 lb.

PRIMEAT 2.0 MEAT EDITION PRESERVING AND DRY AGING CABINET 176 LB/80 KG. STANDARD – SILVER

FEATURES

- ClimaTouch® Lite is the patented control system with:
 - 4 recipes for dry aged meats
 - 4 recipes for fresh meats
 - 1 customizable microclimatic recipe (up to 5 steps)
 - HACCP data log
 - Alarms log
- ClimaCure® with a series of high-quality sensors able to control & managed
- DynaFlow® the indirect & adjustable ventilation system
- HumiRight® for proper humidification & dehumidification
- LED lighting
- 4 shelves made of AISI 304 stainless steel

Item	47117
Model	PM-IT-80-SS
Description	2.0 Meat Edition 80 Standard
Equipment	4 Grills in AISI 304 Stainless Steel
Power	510 W
Amps	4.4 A
Electrical	115V / 60Hz / 1Ph
Capacity	176 lb. / 80 kg.
Temperature Range	-2 - 10°C / 28.4 - 50°F
Humidity Range	20% - 92% U.R.
Net Weight	183 lb. / 83 kg.
Gross Weight	190 lb. / 86 kg.
Net Dimensions	23.6" x 23.6" x 78"
Gross Dimensions	28.3" x 28.1" x 82.7"


AURORA 353 L DRY AGING CABINET

FEATURES

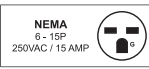
- Seamless Stainless Steel Door Frame with 2 Layers LOW-E Glass
- 3 PCS of Stainless Steel Shelf, 1 PC of Stainless Steel Salt Tray
- Touchpad Controller with LED Display
- UVC System
- White LED Light Inside, and with Lock
- SS Airduct Board, SS Tubular Handle, SS Humidifier cover, SS Ventilation Plinth
- Fan Cooling System, and Humification System

Item	47101
Model	DA-CN-0353
Description	Single Zone Steak Ager
Installation	Built-in / Free-Standing Installation
Capacity	12.47 cu.ft. / 353 L
Meat Loading Capacity	60 - 75 kg. 132 - 165 lb.
Refrigerant	R600a
Temperature Range	1 - 25°C 33.8 - 77°F
Humidity Range	60% - 85%
Electrical	120V / 60Hz / 1Ph
Net Weight	183 lb. 83 kg.
Net Dimensions (DWH)	28.3" x 23.5" x 67.7"
Gross Weight	211.6 lb. 96 kg.
Gross Dimensions	30.7" x 25.4" x 73.6"



Curing Cabinets - Salami

Produce salami on a average of 20 days!



Stagionello® is the original and the first unit to create a series of microclimates ideal for traditional salami processing. On an average of only 20 days, Stagionello® can help you produce genuine meats without the need for chemical additives, such as colorants.

The commercial grade system (non monoblock) allows for the optimal temperature in a short period time. Temperature is then maintained thanks to the unified structure of high-density, high compression, non-toxic polyurethane foam thermal insulation.

Stagionello®, combined with Fumotic®, is able to produce and manage humidity, cold smoke and or flavor the product inside the chamber. Like the Stagionello®Evo, the control system automatically manages the temperature, humidity and air speed for the duration of the programmed phases: salting, stewing, smoking / aromatization, drying and seasoning.

Stagionello® is made of stainless steel aisi 304 with a scotch-brite finish, both internally and externally where in contact with food. The stainless steel door (not aluminum) has a large glass panel with the key/lock system, so as to allow the use both in the kitchen/laboratory or in a retail area.

In the laboratory, the large glass panel allows you to monitor the transformation process, in a retail area it can be used as a showcase to cure and display simultaneously. The four adjustable stainless steel legs allow for perfect stability.

Optionally, the exterior can also be customized by choosing from a wide range of colors. These are just some of the features that gave our technology worldwide status, making us the most copied food transformation technology in recent history.



FEATURES

- Made in Stainless Steel AISI 304
 - **Climatouch®** - A revolutionary automatic control system with a 6-inch touch screen display that automatically manages all sequential processing stages, calculating pH levels during the fermentation process guaranteeing a quality product. It includes preset recipes and allows the user to have access to the system which controls the functionality of the unit
 - **Fumotic®** - This is a dual purpose system for regulating humidity and flavoring
 - Energy Efficient: The AISI 304 Stainless Steel body and doors are fully injected with CFC free polyurethane foam creating a unibody frame and higher R-value
 - Professional grade Non Monoblock system: Our non monoblock system is comprised of various components specially designed with the capability to be used for seasoning and dry aging, and can function in an ambient temperature range for up to +32°C (89.6°F)
 - There are a number of alarms built into the system to protect the Stagionello®
 - Equipped with a lock and key system for additional safety
 - 4 standard probes included in all Stagionello® units
 - The tank system is designed to work with the Fumotic® to provide humidity when needed and aroma flavor as desired by the user
 - The doors are designed and built in AISI 304 stainless steel, dual insulated glass panels with UV protection of 59%, pressure valve for high altitudes, resistance lines to minimize condensation and soften door seals at lower temperatures.
 - Pre-Calibrated pH Probe included
 - Ambient Relative Humidity is less than 90% RH
- *Special order: Custom colors available (Call upon request)
• Optional Installation, setup and product training available upon request



60-150KG. CAPACITY STAGIONELLO® CABINETS WITH CLIMATOUCH® & FUMOTIC®

Item	44954*	41474*	40298*	46183*
Model	STGPNTF60	STG100TF0	STAGIONELLO 150	STG150TTW
Description	132lb. / 60kg. wall cabinet	220lb. / 100kg. cabinet	331lb. / 150kg. cabinet	
Interior	2+2 Guide sets / 10+10 stainless steel hanging rods	4 Guide sets/ 20 stainless steel hanging rods	4 Guide sets / 20 stainless steel hanging rods	
Working Temperature	-5 to 50 °C / 23 to 122°F	-5 to 50 °C / 23 to 122°F	-5 - 50 °C / 23 - 122°F	
Storage Temperature	-10 to 70 °C / 14 to 158°F	-10 to 70 °C / 14 to 158°F	-10 - 70 °C / 14 - 158°F	
Power	2,600 W	2,600 W	2,600 W	
Amps	11 A	11 A	11 A	
Electrical	220V / 60Hz / 1Ph	220V / 60Hz / 1Ph	220V / 60Hz / 1Ph	
Internal Memory	352 Kb Ram (approx.100 recipes)	352 Kb Ram (approx.100 recipes)	352 Kb Ram (approx.100 recipes)	
Net Weight	330 lb. / 150 kg.	308 lb. / 140 kg.	617 lb. / 280 kg.	
Net Dimensions	43.3" x 30.7" x 52.75"	33" x 33" x 86"	35" x 31" x 85"	
Gross Weight	497.2 lb. / 226 kg.	466.4 lb. / 212 kg.	683 lb. / 310 kg.	
Extra Info	-	-	Silver Color	Red Color

200KG. CAPACITY STAGIONELLO® CABINETS WITH CLIMATOUCH® & FUMOTIC®

Item	41262*	45232
Model	STGTWI4.0	STG2004.0
Description	220 lb. + 220lb. / 100kg. + 100kg. cabinet	441 lb. / 200kg. cabinet
Interior	4+4 Guide sets / 20+20 stainless steel hanging rods	4+4 Guide sets / 20+20 stainless steel hanging rods
Working Temperature	-5 to 50 °C / 23 to 122°F	-5 to 50 °C / 23 to 122°F
Storage Temperature	-10 to 70 °C / 14 to 158°F	-10 to 70 °C / 14 to 158°F
Power	3,200 W	4,190 W
Amps	12 A	12 A
Electrical	220V / 60Hz / 1Ph	220V / 60Hz / 1Ph
Internal Memory	352 Kb Ram (approx.100 recipes)	352 Kb Ram (approx.100 recipes)
Net Weight	805 lb. / 365 kg.	805 lb. / 440 kg.
Net Dimensions	57" x 31" x 85"	57" x 31" x 85"
Gross Weight	970 lb. / 440 kg.	970 lb. / 440 kg.

400KG. / 800KG. CAPACITY STAGIONELLO® CABINETS WITH CLIMATOUCH® & FUMOTIC®

Item	45485*	45487
Model	STG10304.0	STG2064.0
Description	220 lb. + 661 lb. / 100 kg. + 300 kg. cabinet	441 lb. + 1322 lb. / 200kg. + 600kg. cabinet
Interior	Automatic internal lighting, dehumidifier, air exchange, heated frame, hot gas defrost, and industrial refrigeration unit.	Automatic internal lighting, dehumidifier, air exchange, heated frame, hot gas defrost, and industrial refrigeration unit.
Working Temperature	-5 to 50 °C / 23 to 122°F	-5 to 50 °C / 23 to 122°F
Storage Temperature	-10 to 70 °C / 14 to 158°F	-10 to 70 °C / 14 to 158°F
Power	7,120 W	8,600 W
Amps	10.32 A	12.5 A
Electrical	220V / 60Hz / 3 Ph+N	220V / 60Hz / 3Ph
Internal Memory	352 Kb Ram (approx.100 recipes)	352 Kb Ram (approx.100 recipes)
Dimensions	100" x 37" x 102"	100" x 69" x 102"

STAGIONELLO® COMBO 100+100 KG. CABINET WITH CLIMATOUCH® AND FUMOTIC®

Item	44989
Model	STGTWCMB
Description	Stagionello® Meat and Fish Curing
Interior	4+5 stainless steel guide sets / 20 stainless steel salami rods / 5 stainless steel racks
Working Temperature	-5°C to 50°C / 23°F to 122°F
Storage Temperature	- 10°C to 70°C / 14°F to 158°F
Power	3,700W
Amps	3.4 A x 2
Electrical	220V / 60Hz / 1Ph
Internal Memory	352 Kb Ram (approx.100 recipes)
Net Weight	551 lb. / 250 kg.
Net Dimensions	58" x 31" x 83"
Gross Weight	941 lb. / 429 kg.
Gross Dimensions	6"1 x 33" x 87"
Optional	Item 41263: PH probe



STAGIONELLO® COMBO 100+100 KG. CABINET WITH CLIMATOUCH®, FUMOTIC® – TOTAL VIEW

Item	45376
Model	STGTWCOTW
Description	Stagionello® Meat and Fish Curing
Interior	4+5 stainless steel guide sets / 20 stainless steel salami rods / 5 stainless steel racks
Working Temperature	-5°C to 50°C / 23°F to 122°F
Storage Temperature	- 10°C to 70°C / 14°F to 158°F
Power	3,700W
Amps	3.4 A x 2
Electrical	220V / 60Hz / 1Ph
Internal Memory	352 Kb Ram (approx.100 recipes)
Net Weight	551 lb. / 250 kg.
Net Dimensions	58" x 31" x 83"
Gross Weight	941 lb. / 429 kg.
Gross Dimensions	6"1 x 33" x 87"



Curing Salts & Accessories

CURING SALTS AND SPICE BLEND FOR SALMON 2KG./BAG



Item	47531	47532	47533
Model	CCONCSALMAF	ACSPAAF240	ACTONAF240
Description	Curing Salts and Spice Blend for Salmon 2kg./Bag	Curing Salts and Spice Blend for Sword Fish 2kg./Bag	Curing Salts and Spice Blend for Tuna Fish 2kg./Bag
Meat Quantity	22 lb. / 10 kg.	22 lb. / 10 kg.	22 lb. / 10 kg.
Weight	4.4 lb. / 2 kg.	4.4 lb. / 2 kg.	4.4 lb. / 2 kg.
Quantity/Case (pcs)	2 kg. / bag	2 kg. / bag	2 kg. / bag



CURING SALTS AND SPICE BLENDS FOR LONG FERMENTATION SALAMI

Item	Description
47000	Speck 2kg. / Bag
47001	Pancetta 2kg. / Bag



CURING SALTS AND SPICE BLENDS FOR RAPID FERMENTATION SALAMI

Item	Description
47002	Felino 2kg. / Bag
47003	Hungarian 2kg. / Bag
47004	Calabrese 2kg. / Bag
47005	Cacciatore 2kg. / Bag



CURING SALTS AND SPICE BLENDS

Item	Description
47007	For Cooked Salami Mortadella 2kg./Bag
47008	For Cured Salami Rapid Fermentation 1.85 kg. / bag
47009	For Cured Salamai Long Fermentation 1.85 kg. / bag



NATURAL LIQUID AROMAS

Item	Description
47010	Barbecue Flavor 5 kg. / bag
47011	Smoke Flavor 5 kg. / bag



STAND OPTIONS FOR STAGIONELLO CURING CABINETS



Leg/Foot Stand



Skirting Board

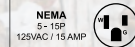


Wheel Kit

Item	Stand Type	4.0 Technology Items	3.0 Technology Items	2.0 Technology Items
66047	Leg/Foot Stand	48018, 44989, 45376, 45143, 47013, 45390, 46199, 46559, 40345, 45855, 40299, 45856, 46184, 41187, 45344, 45176, 49001, 49002, 49003, 49004, 49005, 41262, 44954, 45487, 41474, 46183, 40298, 45232, 45485, 47014, 47015	48045, 48043, 48044, 48048, 48046, 48047, 48039, 48037, 48038, 48042, 48040, 48041	48036
48147	Skirting Board			
66014 + 66015	Wheel Kit			

Impulse Sealers

PORTABLE IMPULSE SEALERS AND ELEMENT SERVICE KIT *Sold Separately*



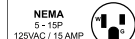
FEATURES

- Ideal for retail, produce, grocery stores, and industrial sealing
- Requires no warm-up just plug in and it is ready to go
- Adjustable time and light indicator lets you know when tight seal is ready
- Light weight and portable



Item	Model	Description	Electrical	Weight	Gross Weight	Gross Dimensions
14446*	SE-CN-0203	8" seal bar, 2mm seal width	110V / 60Hz / 1Ph	5.29 lb.	6 lb.	14" x 4" x 7"
14448*	SE-CN-0305	12" seal bar, 2mm seal width	110V / 60Hz / 1Ph	8.80 lb.	9 lb.	19" x 5" x 8"
14450*	SE-CN-0406	16" seal bar, 2mm seal width	110V / 60Hz / 1Ph	10 lb.	11 lb.	23" x 5" x 8"
14451*	SE-CN-0508	20" seal bar, 2mm seal width	110V / 60Hz / 1Ph	13 lb.	20 lb.	30" x 5" x 8"
16039		Element Service Kit for 14446 (2 wires and 2 strips)				
16040		Element Service Kit for 14448 (2 wires and 2 strips)				
16041		Element Service Kit for 14450 (2 wires and 2 strips)				
16042		Element Service Kit for 14451 (2 wires and 2 strips)				

FOOT OPERATED IMPULSE SEALER



FEATURES

- Hands free operation - speeds up sealing and packing high volume and heavier industrial use

Item	5mm Seal Width
14433	
Model	SE-CN-0361
Description	14" seal bar, 5mm seal width
Electrical	110V / 60Hz / 1Ph
Net Weight	42 lb. / 19 kg.
Net Dimensions (DWH)	33.5" x 20.75" x 16.5"
Gross Weight	45 lb. / 20.45 kg.
Gross Dimensions	32" x 22" x 10"
Optional Items	16025 (14" Foot sealer 5mm element service kit - element only)



POLY BAG SEALER-STAINLESS STEEL AND STANDARD POLY

Tape not included. Additional tape sold separately. Bags not included



FEATURES

- Uniquely designed bag sealers incorporate an easy-to-use, one step operation
- A self-contained blade, used to trim the sealed end, will ensure uniformity
- For tape up to 12 mm on 3" core
- Ideal for food bags, storage bags, and various other applications

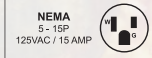


Item	Description	Net Weight	Gross Weight	Net Dimensions (DWH)	Gross Dimensions
14436	Standard Poly Bag Sealer	2 lb. / 0.91 kg.	3 lb. / 1.36 kg.	9.25" x 3" x 6"	10" x 7" x 4" NEW!
10157	Stainless Steel Poly Bag Sealer	2 lb. / 0.91 kg.	3 lb. / 1.36 kg.	9.25" x 3" x 6"	10" x 7" x 4"
31349	Poly Bag Sealer Tape (Red) 9mm, 16 rolls				
31350	Poly Bag Sealer Tape (Blue) 9mm, 16 rolls				
31351	Poly Bag Sealer Tape (Green) 9mm, 16 rolls				
31352	Poly Bag Sealer Tape (Yellow) 9mm, 16 rolls				

Vacuum Packaging

These vacuum packaging machines are ideal for a variety of applications. The machines are equipped with a digital control panel that controls the sealing temperature, sealing time, drawing air time, and cooling time. Once the lid is closed, the machine automatically starts the sealing process.

LIGHT DUTY COMMERCIAL VACUUM PACKAGING MACHINES



FEATURES

- Included in the package: 20 bags 7 7/8" x 11 13/16"
- LED displaying vacuum level
- 12 3/4" seal bar with continuous duty
- Power cord storing compartment
- Max. vacuum level: 830 mbar
- Embossed bags (Sold separately) to be used

Item	21623
Model	VP-IT-0324
Seal Bar	12 3/4"
Power	250 W
Electrical	110V / 60Hz / 1Ph
Net Weight	7 lb. / 3.18 kg.
Net Dimensions	6.5" x 14.8" x 4.25"
Gross Weight	8 lb. / 3.64 kg.
Gross Dimensions	8" x 16" x 6"



LIGHT DUTY COMMERCIAL VACUUM PACKAGING MACHINE WITH ANALOG CONTROL



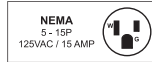
FEATURES

- Ideal for high demand residential and light duty commercial application
- Strong pump and professional seal ensure a long storage life for the packaged products
- Sealing is electronically timed and is adjustable
- Body is constructed of high-density plastic for easy cleaning
- Embossed bags (Sold separately) to be used with this unit

Item	14407
Model	VP-IT-0330
Seal Bar	13"
Cycle Time	20-30 sec
Electrical	110V / 60Hz / 1Ph
Net Weight	10 lb. / 4.55 kg.
Net Dimensions	14.5" x 12" x 6"
Gross Weight	13 lb. / 5.91 kg.
Gross Dimensions	16" x 14" x 7"



VACUUM PACKAGING MACHINE *For residential use only*



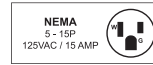
FEATURES

- "Pulse" button to control vacuum time and degree
- Optional motor speed (high/low)
- Separate vacuum mode for dry or moist foods
- One sealing line up to 3 mm, prevents air leakage
- Seal only function & marinate function

Item	47045
Model	VP-CN-5100
Seal Bar	12"
Cycle Control	200 vacuum & seal cycles
Vacuum Pressure	-0.6 to -0.8 bar
Power	140 W
Electrical	110V - 120V / 60Hz / 1Ph
Net Weight	3.1 lb. / 1.42 kg.
Net Dimensions	14.8" x 6.1" x 3.1"
Gross Weight	3.9 lb. / 1.75 kg.
Gross Dimensions	16.4" x 4.6" x 7.6"



STAINLESS STEEL 12.2" SEAL BAR VACUUM PACKAGING



FEATURES

- Double sealing lines enable high quality sealing effects.
- Seal-only button aids pre-sealing.
- Heads-up display indicates vacuum and seal time in progress.
- Pulse-vac and manual control function for added control.
- Manual lock and unlock system.
- Canister function helps to seal re-usable vacuum seal containers and canisters.

Item	47577
Model	VP-CN-9200
Pump Capacity	-0.9 Bar 16 L / minute
Max Bag Width	12.2" / 310 mm
Power	225 W / 0.5 hp
Electrical	110-120V / 60Hz / 1Ph
Net Weight	12.1 lb. / 5.5 kg.
Net Dimensions	16.5" x 11" x 4.4"
Gross Weight	13.7 lb. / 6.2 kg.
Gross Dimensions	19.1" x 6.5" x 13.6"



EMBOSSED BAGS (AKA CHANNEL BAGS) FOR LIGHT DUTY COMMERCIAL VACUUM PACKAGING MACHINES

All sales of Vac Bags are final. No returns accepted. Seafood products should be kept in temperatures under -18°Celsius / -0.4° Fahrenheit. Great for sous vide cooking.

Item	Description	Gross Weight	Gross Dimensions
10236	HD Vacuum Bags 7" x 200" - 2 rolls per box	3 lb. / 1.36 kg.	8" x 5" x 2"
21468	HD Vacuum Bags 6" x 12" - 100/package	1 lb. / .91 kg.	6" x 12" x 2"
21469	HD Vacuum Bags 8" x 12" - 100/package	3 lb. / 1.36 kg.	16" x 14" x 8"
21470	HD Vacuum Bags 10" x 13.75" - 100/package	4 lb. / 1.82 kg.	10" x 14" x 2"
21471	HD Vacuum Bags 10" x 16" - 100/package	22 lb. / 10 kg.	16" x 15" x 9"
21472	HD Vacuum Bags 10" x 18" - 100/package	24 lb. / 10.91 kg.	25" x 17" x 7"

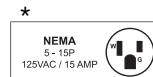


Vacuum Bags roll



Vacuum Bags

HEAVY-DUTY CHAMBER VACUUM PACKAGING MACHINES WITH SINGLE AND DOUBLE SEAL BARS



COUNTERTOP

	10.2" Single Seal Bar With Chamber Size 15" x 11" x 3.15"	15.4" Single Seal Bar With Chamber Size 20" x 16" x 4"	20" Double Bar With Chamber Size 21" x 20.5" x 8"
Item	19481*	19482*	44594*
Model	VP-CN-0749	VP-CN-1066	VP-CN-0500
Power	0.5 hp / 370 W	1.2 hp / 900 W	750 W
Seal Bar	10.2" x 0.31"	15.4" x 0.31"	20" x 0.3"
Cycle Time	30 seconds	23-25 seconds	1-2 bags/minute
Pump Power	10 m³/h	20 m³/h	20 m³/h
Chamber Size	15" X 11" X 3.15"	20" x 16" x 4"	21" x 20.5" x 8"
Electrical	110V / 60Hz / 1Ph	110V / 60Hz / 1Ph	110V / 60Hz / 1Ph
Net Weight	79.2 lb. / 36 kg.	96.8 lb. / 44 kg.	191.8 lb. / 87 kg.
Net Dimensions	19" x 13" x 12.6"	24" x 18.5" x 20.5"	26.6" x 23" x 20"
Gross Weight	97 lb. / 44 kg.	132 lb. / 60 kg.	233.69 lb. / 106 kg.
Gross Dimensions	19" x 14" x 15"	24" x 19" x 21"	29.52" x 25.9" x 22"



19481 / 19482



44594

FLOOR MODELS



For 31824 only *



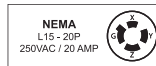
FEATURES

- Comes with digital control system controlled by a microcomputer that allows for accurate adjustment of the desired vacuum level within the chamber
- The high-quality acrylic lid provides visible access to the chamber
- These units are equipped with a high-efficiency vacuum pump which produces lower noise and provides more working stability due to its unique suspension system
- Constructed of high quality 304 stainless steel to provide elegance and durability
- The V-shaped chamber lid gasket is made of high density material and guarantees optimum sealing performance
- Designed to be comfortable ergonomics and user-friendly



	15.7" Single Seal Bar With Chamber Size 17" x 16.5" x 6"	15.7" Double Seal Bar With Chamber Size 17" x 16.5" x 6"	15.7" Single Seal Bar With Chamber Size 23" x 16.5" x 4"	15.7" Double Seal Bar With Chamber Size 23" x 16.5" x 4"
Item	24083*	24081*	24082*	31824
Model	VP-CN-1060	VP-CN-0971	VP-CN-1220	VP-CN-1273
Power	900 W / 1.2 hp	1.2 hp / 900 W	900 W / 1.2 hp	1.47 hp / 1,100 W
Seal Bar	15.7" x 0.31"	(16.5" x 0.31") x 2	15.7" x 0.31"	(20.5" x 0.31") x 2
Cycle Time	25 seconds	23 seconds	26 seconds	28 seconds
Pump Power	20 m ³ /h	20 m ³ /h	20 m ³ /h	45 m ³ /h
Chamber Size	17" x 16.5" x 6"	17.3" x 16.5" x 3"	23" x 16.5" x 4"	21.3" x 20.5" x 6"
Electrical	110V / 60Hz / 1Ph	125V / 60Hz / 1Ph	110V / 60Hz / 1Ph	220V / 60 Hz / 3Ph
Net Weight	187 lb. / 85 kg.	176 lb. / 80 kg.	200.75 lb. / 91.25 kg.	253 lb. / 115 kg.
Net Dimensions	22" x 18.7" x 41"	22" x 18.7" x 39"	28.5" x 19" x 38"	26.8" x 23.2" x 37.8"
Gross Weight	211 lb. / 96 kg.	220 lb. / 100 kg.	252 lb. / 114 kg.	366 lb. / 166 kg.
Gross Dimensions	24" x 21" x 47"	25" x 20.5" x 40"	30" x 22" x 44"	29" x 27" x 45"

DOUBLE CHAMBER VACUUM PACKAGING MACHINE



FEATURES

- Made of 304 stainless steel, and has a computer control panel, and a shake avoiding system
- The V-shaped vacuum chamber lid gasket made of high-density material which prolongs the machine life

Item	43632
Model	VP-CN-0600
Production Cycle	1-2 times/minute
Power	900 W / 1.2 hp x 2
Pump Capacity	20 m ³ /h x 2
Useful Chamber Size	29.9" x 23.6" x 6.3"
Sealer Dimensions	23.6" x 0.3" x 0.07"
Electrical	220V / 60Hz / 3Ph
Net Weight	613 lb. / 278 kg.
Net Dimensions	27" x 59.4" x 37.8"
Gross Weight	732 lb. / 332 kg.
Gross Dimensions	30" x 63.4" x 46"



Turbovac redefining the benchmark for vacuum packaging machines.

Turbovac offers a full range of vacuum packaging machines: reliable, robust, and easy to service and maintain. Turbovac recently redesigned its complete range of vacuum packaging machines and made them even easier to operate and clean. The full range of machines and available options makes it easy to select exactly the right solution for your packaging needs.

All models have hygienic easy-to-clean vacuum chambers and easily removable seal beams and silicon bars. An intuitive digital control unit can automatically detect the optimum vacuum level for each product. And for products with a high moisture content, the control unit retains exactly the right amount of moisture. This improves the tenderness and flavour of the products. With an ingenious redesign focusing on functionality, Turbovac is now setting the standard for quality and design in the industry.



TECHNOLOGY & INNOVATION

Digital control unit with LCD display

For our new line of machines, the control unit is completely redesigned. Simplicity was the starting point.



OPTIONAL FEATURES (For 10 program machines)

Sensor/Time control

- With a sensor controlled machine the vacuum is measured with a sensor with very high accuracy and the results are digitally displayed.

- With a time controlled vacuum machine a time is set and the vacuum level can be monitored with an analogue vacuummeter.

Soft Air

The Soft Air program slowly brings the airpressure in the machine back to atmospheric level. This allows the plastic to wrap and stretch around sharp edges of the product which might otherwise puncture the plastic bag. Fragile products will keep in the right form when Soft air is added.

Modified Atmospheric Packaging (M.A.P - Gas flush)

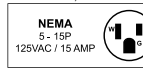
Some products cannot be packaged under vacuum but may better packaged by replacing the air by a mix of gases, like the Inert gas Nitrogen (N₂), Carbondioxide (Co₂) or Oxygen (O₂) to increase shelf life and appearance.

TURBOVAC HEAVY-DUTY VACUUM PACKAGING MACHINES

Other configurations also available. Please call for more info. Filler Plates Available.



For 59006, 59007, 59008, & 59010



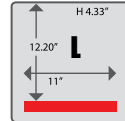
For 59009



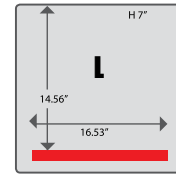
"PLUG AND PLAY"

FEATURES

- Quality engineering and build of our industrial vacuum machines
- Available in 5 sizes and 8 sealing bar configurations
- Please consult with an Omcan specialist to discuss which machine will best meet your needs



VP-NL-0004-SN / VP-NL-0008-SN Configuration



VP-NL-0016-SN / VP-NL-0021-SN Configuration

	11" Seal Length with 4 m ³ Vacuum Pump	11" Seal Length with 8 m ³ Vacuum Pump
Item	59006	59007
Model	VP-NL-0004-SN	VP-NL-0008-SN
Seal Length	11" / 280 mm	11" / 280 mm
Busch Vacuum Pump	4 m ³	8 m ³
Maximum Product Height	4.33" / 110 mm	4.33" / 110 mm
Useful Chamber Size (DWH)	12.20" x 11" x 4.33"-5.51"	12.20" x 11" x 4.33"-5.51"
Power	0.54-0.67 hp / 400-500 W	0.54-0.67 hp / 400-500 W
Electrical	100-120V / 60Hz / 1Ph	100-120V / 60Hz / 1Ph
Weight	55 lb. / 25 kg.	55 lb. / 25 kg.
Dimensions (DWH)	19.68" x 14.37" x 13.38"	19.68" x 14.37" x 13.38"



59006 / 59007

TURBOVAC HEAVY-DUTY VACUUM PACKAGING MACHINES

Other configurations also available. Please call for more info. Filler Plates Available.



For 59009



For 59008, & 59010



"PLUG AND PLAY"

FEATURES

- Quality engineering and build of our industrial vacuum machines
- Available in 5 sizes and 8 sealing bar configurations
- Please consult with an Omcan specialist to discuss which machine will best meet your needs



59008 / 59009 / 59010

	16.5" Seal Length with 16m ³ Vacuum Pump	16.5" Seal Length with 21m ³ Vacuum Pump	Two Seal bar with 16m ³ Vacuum Pump	16.5" Seal Length with 8m ³ Vacuum Pump & Gas Flush
Item	59008	59009	59010	59013
Model	VP-NL-0016-SN	VP-NL-0021-SN	VP-NL-0016-LN	VP-NL-0040-SN
Seal Length	16.53" / 420 mm	16.53" / 420mm	16.53" / 420 mm (x2)	16.53" / 420 mm
Busch Vacuum Pump	16 m ³	21 m ³	16 m ³	21 m ³
10 Programmable Control	NO	YES	NO	YES
Maximum Product Height	7" / 180 mm	7" / 180 mm	7" / 180 mm	7" / 180mm
Useful Chamber Size (DWH)	14.56"x 16.53"(max) x 7"	14.56"x 16.53"(max) x 7"	14.56"x 16.53"(max) x 7"	14.56" x 16.53" (max) x 7"
Power	0.94-1.74 hp / 700-1,300 W	0.94-1.74 hp / 700-1,300 W	0.94-1.74 hp / 700-1,300 W	0.7 - 1,300 W
Electrical	100-120V / 60Hz / 1Ph	100-120V / 60Hz / 1Ph	100-120V / 60Hz / 1Ph	110V / 60Hz / 1Ph
Weight	132 lb. / 60 kg.	132 lb. / 60 kg.	132 lb. / 60 kg.	132 lb. / 60 kg.
Dimensions (DWH)	21.85" x 20.66" x 18.11"	21.85" x 20.66" x 18.11"	21.85" x 20.66" x 18.11"	21.85" x 20.66" x 18.11"

TURBOVAC HEAVY-DUTY VACUUM PACKAGING MACHINES

Other configurations also available. Please call for more info. Filler Plates Available.



"PLUG AND PLAY"

FEATURES

- Quality engineering and build of our industrial vacuum machines
- Available in 5 sizes and 8 sealing bar configurations
- Please consult with an Omcan specialist to discuss which machine will best meet your needs
- Transparent cover, visual control, for example: packaging moist and liquid products.
- All stainless steel heavy duty industrial range, easy to clean flat working surface.
- Aluminum range: an excellent price/quality value.



59014



59020

	13" Seal Length with 21 m ³ Vacuum Pump	16" Seal Length with 21 m ³ Vacuum Pump
Item	59014	59020
Model	VP-NL-0050-SN	VP-NL-0010-MN
Seal Length	12.6" / 320 mm	16.5" / 420 mm
Busch Vacuum Pump	21 m ³	21 m ³
10 Programmable Control	NO	NO
Maximum Product Height	3.9" / 100 mm	8.7" / 220 mm
Useful Chamber Size (DWH)	12.6" x 31.5" x 3.7"	16.5" x 17.3" x 8.7"
Power	1,300 W	1.3 - 3,300 W
Electrical	120V / 60Hz / 1Ph	120V / 60Hz / 1Ph
Weight	253.5 lb. / 115 kg.	265 lb. / 120 kg.
Dimensions (DWH)	20.3" x 39" x 17"	25.2" x 26.2" x 40.15"

TURBOVAC HEAVY-DUTY CHAMBER VACUUM PACKAGING MACHINES



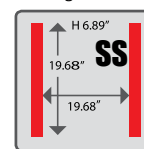
"VERSATILE"

FEATURES

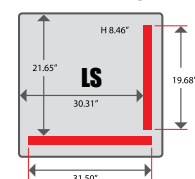
3 Product ranges

- Transparent cover, visual control, for example packaging moist and liquid products.
- All stainless steel heavy duty industrial range, easy to clean flat working surface.
- Aluminum range, an excellent price/quality value.

VP-NL-0040-M Configuration



VP-NL-0063-M Configuration



	19.68" Seal Length	31.5" Seal Length
Item	50003	50005
Model	VP-NL-0040-M	VP-NL-0063-M
Seal Length	19.68" / (500mm)	31.50" / 19.68" (800mm / 500mm)
Busch Vacuum Pump	40 m ³	63 m ³
10 Programmable Control	YES	YES
Maximum Product Height	6.89" / 175mm	8.50" / 215mm
Useful Chamber Size	19.68" x 19.68"	19.68" x 31.50" max x 8.50"
Power	4.43 hp / 3,300 W	4.69 hp / 3,500 W
Electrical	220/60Hz/3Ph	220/60Hz/3Ph
Weight	330 lb. / 150 kg.	440 lb. / 200 kg.
Dimensions (DWH)	26.77" x 27.36" x 40.75"	29.72" x 35.63" x 41.73"
Optional Item	41481 (Three pc. 25mm filler plates), 41513 (Sensor)	41508 (Four pc. 25mm filler plates), 41513 (Sensor)



50005

TURBOVAC HEAVY-DUTY DOUBLE CHAMBER VACUUM PACKAGING MACHINES WITH ALUMINUM COVER



“HEAVY DUTY, INDUSTRIAL PERFORMANCE, INDUSTRIAL QUALITY”

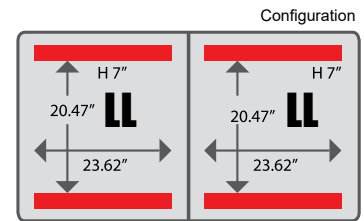
FEATURES

3 Product ranges

- Reliable, durable and offer flexibility in volume production
- Equipped with semi-automatic or automatic cover movement
- Double chambers can also be equipped with an external pump



Item	50002
Model	VP-NL-0063-L
Seal Length	23"
Busch Vacuum Pump	63 m ³
10 Programmable Control	YES
Maximum Product Height	7" / 180mm
Useful Chamber Size (DWH)	20" x 24" x 7"
Power	5.90 hp / 4,400 W
Electrical	190-240V / 60Hz / 3Ph
Weight	528 lb. / 240 kg.
Dimensions (DWH)	28.34" x 52.95" x 40.98"
Optional Item	41483 (Six pc. 25mm filler plates), 41513 (Sensor)



TURBOVAC HEAVY-DUTY DOUBLE CHAMBER VACUUM PACKAGING MACHINE WITH STAINLESS STEEL COVER AND FLAT WORKING SURFACE WITH 24" SEAL LENGTH



“HEAVY DUTY, INDUSTRIAL PERFORMANCE, INDUSTRIAL QUALITY”

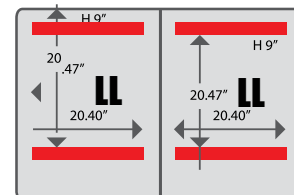
FEATURES

- Reliable, durable and offer flexibility in volume production
- Equipped with semi-automatic or automatic cover movement for an even more efficient production
- Equipped with an external pump



50000

VP-NL-0100-L Configuration



Item	50000
Model	VP-NL-0100-L
Seal Length	24.40" / 620mm x 4
Busch Vacuum Pump	100 m ³
10 Programmable Control	YES
Maximum Product Height	9" / 230mm
Useful Chamber Size	20.47" x 24.4" x 9"
Power	5.90 hp / 4,400 W
Electrical	190-240V / 60Hz / 3Ph
Weight	770 lb. / 350 kg.
Dimensions (DWH)	36.22" x 56.70" x 47.44"
Optional Item	41510 (Four pc. 25mm filler plates), 41513 (Sensor)

TURBOVAC HEAVY-DUTY DOUBLE CHAMBER VACUUM PACKAGING MACHINE WITH STAINLESS STEEL COVER AND FLAT WORKING SURFACE WITH 32" SEAL LENGTH



"HEAVY DUTY, INDUSTRIAL PERFORMANCE, INDUSTRIAL QUALITY"

FEATURES

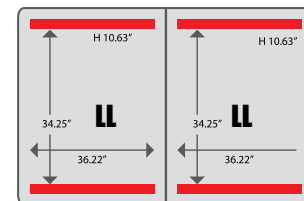
- Reliable, durable and offer flexibility in volume production
- Equipped with semi-automatic or automatic cover movement for an even more efficient production
- Equipped with an external pump

Item	50001
Model	VP-NL-0300-L
Seal Length	32.22" / 920mm x 4
Busch Vacuum Pump	300 m ³
10 Programmable Control	YES
Maximum Product Height	10.63" / 270mm
Useful Chamber Size	34.25" x 36.22" x 10.63"
Power	8.3-13 hp / 6,200 - 9,700 W
Electrical	220-380V / 60Hz / 3Ph
Weight	1584 lb. / 720 kg.
Dimensions (DWH)	50" x 78.74" x 49"
Optional Item	41512 (Eight pc. 25mm filler plates), 41513 (Sensor)



50000 / 50001

VP-NL-0300-L Configuration



VACUUM PACKAGING BAGS

For chamber machines only. Other sizes available - SPECIAL ORDER. All sales of Vac Bags are final. No returns accepted. Seafood products should be kept in temperatures under -18°C / - 0.4° F.



FEATURES

- Locks out moisture by providing excellent protection barrier
- Stops food from spoilage and freezer burn
- Make everyday food last longer with sealed freshness
- Polyethylene / Nylon material
- These are solid core bags and can be boiled for half an hour



Item	Size	Quantity (pcs.)
17876	4" x 10"	1000
10218	5" x 7"	2000
10227	6" x 8"	1000
10220	6" x 10"	1000
10221	6" x 12"	1000
10222	6" x 15"	1000
10223	6" x 20"	1000
10224	6" x 22"	1000
10225	6" x 6"	1000
10226	6" x 8.5"	1000
10219	6" x 9"	1000
10230	7" x 9"	1000
10228	7" x 10"	1000
10229	7" x 11"	1000
47917	7" x 12"	1000
10234	8" x 8"	1000
10231	8" x 10"	1000
18660	8" x 12"	1000
10233	8" x 15"	1000

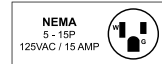
Item	Size	Quantity (pcs.)
10232	8" x 12"	1000
10235	9" x 12"	1000
10181	10" x 10"	1000
10182	10" x 12"	1000
10183	10" x 13"	1000
10184	10" x 15"	1000
47074	10" x 16"	1000
10185	10" x 16"	1000
10186	10" x 18"	1000
10187	10" x 22"	500
10188	10" x 30"	500
10189	12" x 12"	1000
18676	12" x 15"	1000
10190	12" x 14"	1000
19125	12" x 16"	1000
10191	12" x 16"	500
10192	12" x 18"	500
10193	12" x 22"	500
10194	12" x 24"	500

Item	Size	Quantity (pcs.)
10196	14" x 16"	500
10198	14" x 20"	500
10200	14" x 24"	500
10197	14" x 18"	500
21180	14" x 20"	500
47289	16" x 20"	500
47469	16" x 26"	500
18677	16" x 22"	500
10204	16" x 26"	250
10203	16" x 24"	500
10205	16" x 28"	250
10206	18" x 22"	250
10207	18" x 28"	250
10210	20" x 25"	250
10211	20" x 28"	250
10212	22" x 34"	250
10213	24" x 36"	250



Wrapping Machines

SINGLE ROLL WRAPPING MACHINE WITH HOT PLATE *Plastic film not included*



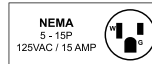
FEATURES

- Low Electricity consumption
- Its practical design allows you to place the wrapper at anywhere in use. The indicator lights of each function (cutting bar, sealing plate) alert the operators to prevent accidents
- Sealing plate temperature control allows to adjust sealing plate temperature for better sealing depending on film type

Item	43486
Model	SE-KR-0450
Stretch Film	Capable of feeding roll with various width (30cm / 35cm / 38cm / up to 45cm)
Hot Plate	5" x 15"
Electrical	110V / 60Hz / 1Ph
Weight	14.3 lb. / 6.5 kg.
Dimensions	20.3" x 24.4" x 6.3"



SINGLE ROLL WRAPPING MACHINE WITH HOT PLATE *Plastic film not included*



FEATURES

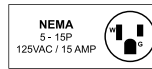
- Made of aluminum and stainless steel
- Stainless steel wrapping surface allows users to clean up quickly and easily
- Each wrapper is equipped with extra large rubber feet to prevent sliding on any counter surface
- A solid state controlled hot rod cut off bar and standard size hot plate with a non-stick cover

Item	24852
Model	SE-CN-0533
Stretch Film	18" maximum width
Hot Plate	6" x 15"
Electrical	110-120V / 60Hz / 1Ph
Net Weight	30 lb. / 13.64 kg.
Net Dimensions	26" x 22.5" x 9"
Gross Weight	32 lb. / 14.5 kg.
Gross Dimensions	28" x 24" x 6"



24852

SINGLE ROLL WRAPPING MACHINE WITH HOT PLATE *Plastic film not included*



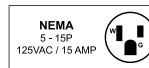
FEATURES

- Made of aluminum and stainless steel
- Stainless steel wrapping surface allows users to clean up quickly and easily
- Each wrapper is equipped with extra large rubber feet to prevent sliding on any counter surface
- A solid state controlled hot rod cut off bar and standard size hot plate with a non-stick cover

Item	14428
Model	SE-US-0533-S
Stretch Film	18" maximum width
Hot Plate	6" x 15"
Electrical	110V / 60Hz / 1Ph
Net Weight	30 lb. / 13.64 kg.
Net Dimensions	26" x 22.5" x 9"
Gross Weight	32 lb. / 14.55 kg.
Gross Dimensions	12" x 30" x 24"



DOUBLE ROLL CAPACITY FLOOR WRAPPING MACHINE WITH HOT PLATE



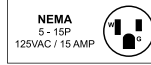
FEATURES

- Cradle mount makes changing the film easy
- Fixed Distance Photoeye to Detect All Tray Colors
- Self-Regulating Boardless Square Rod for Increased Transversal Rigidity and Consistent Cutting
- Two Color LED for Photoeye Indication is Amber to Convey Seal Plate Heating, and Red when Seal Plate Reaches Sealing Temperature
- On-Demand Timer Controlled heated Seal Plate That Significantly Reduces Power Consumption by 80%
- Seal Plate Reaches Seal Temperature Within Seconds
- Thermistor Controlled Circuit that Reduces Power Consumption as Residual heat Increases in Seal Plate
- Stainless Steel Wrapping Surface, Stainless Steel Front Plate and Rounded Stainless Steel Front Plate for Easy Wipe Down
- Rigid Aluminum and Stainless Steel Construction
- 20" Maximum Roll Width, 8" Maximum Roll Diameter
- Splash Shield, Lower Shelf

Item	47480
Model	SE-US-200ESD6
Film Mount	Cradle
Film Capacity	20" (x2)
Power	132 W
Electrical	115V / 60Hz / 1Ph
Seal Plate Dimensions	6" x 15"
Net Weight	50 lb. / 22.7 kg.
Net Dimensions	24" x 25" x 36"
Gross Weight	90 lb. / 40.8 kg.
Gross Dimensions	28" x 37" x 45"
Optional	47481: Stainless Steel Left Side Wing Shelf (14" x 22") 47482: Stainless Steel Right Side Wing Shelf (14" x 22")



TWO/THREE ROLL WRAPPING MACHINES WITH HOT PLATE *Plastic film not included*



FEATURES

- Made of aluminum and stainless steel
- Stainless steel wrapping surfaces allow users to clean up quickly and easily
- Equipped with extra large rubber feet to prevent sliding on any counter surface
- All models feature a solid state controlled hot rod cut off bar and standard size hot plate with a non-stick cover

	Two-Roll Capacity	Three-Roll Capacity
Item	14430	14431
Model	SE-US-0533-D	SE-US-0533-T
Type	Two-Roll Capacity	Three-Roll Capacity
Stretch Film	18" maximum width	18" maximum width
Hot Plate	6" x 15"	6" x 15"
Electrical	110V / 60Hz / 1Ph	110V / 60Hz / 1Ph
Net Weight	43 lb. / 19.55 kg.	44 lb. / 20 kg.
Net Dimensions	22.25" x 26" x 18.50"	22.25" x 26" x 18.50"
Gross Weight	45 lb. / 20.45 kg.	46 lb. / 20.91 kg.
Gross Dimensions	30" x 26" x 20"	30" x 26" x 20"



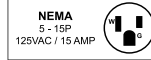
14430

NON-STICK COVER FOR WRAPPING MACHINE

Item	28511
Description	6" x 15" Replacement Non-Stick Cover



DELI PIZZA WRAPPER **Plastic Film NOT INCLUDED*



FEATURES

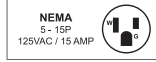
- Adapter disc for 10"-12" pizzas included
- High watt density heating element shrink wraps pizzas in seconds
- Thermostatically controlled heating element provides controlled heat for continuous or intermittent operation
- Heat shroud reduces temperatures to prevent film sticking and provides extra measure of safety to prevent burns
- Adjustable pedestal accommodates various sizes of product for shrink wrapping

Item	13216
Model	SE-US-0630
Power	1150 W
Amps	12.5 A
Electrical	120V / 60Hz / 1Ph
Protective Shield Dimensions	14" / 355.6 mm (Dia.)
Net Weight	12 lb. / 5.5 kg.
Net Dimensions (WDH)	12" x 12" x 7"
Gross Weight	13 lb. / 6 kg.
Gross Dimensions	16" x 16" x 10"



Bread Slicers

BREAD GRATER



FEATURES

- Beneficial for restaurants and bakeries to make use of stale bread
- Easy to operate and clean
- A fan cooled motor provides continuous service

BREAD GRATER WITH OVERLOAD SWITCH

Item	11411
Model	GR-IT-0080
Safety Feature(s)	Overload Switch
Power	1.5 hp / 1120 W
Electrical	110V / 60Hz / 1Ph
Net Weight	37.4 lb. / 16.82 kg.
Net Dimensions	9.84" x 9.84" x 22.44"
Gross Weight	43 lb. / 19.5 kg.
Gross Dimensions	12" x 12" x 28"



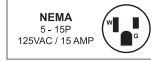
11411

BREAD GRATER WITH OVERLOAD SWITCH AND SAFETY COVER

Item	23865
Model	GR-IT-0080-S
Safety Feature(s)	Overload Switch, Safety Cover
Power	1.5 hp / 1,120 W
Electrical	110V / 60Hz / 1Ph
Net Weight	37.4 lb. / 16.82 kg.
Net Dimensions	9.84" x 9.84" x 22.44"
Gross Weight	44 lb. / 20 kg.
Gross Dimensions	13" x 22" x 24.5"



23865

BREAD SLICERS WITH 1/4 HP MOTOR AND 7/16" - 1" SLICE THICKNESS

FEATURES

- Performs an excellent job in bakeries, or deli operations
- Various cutting widths are available
- Standard sizes are 1", 1/2", 3/4", 5/8", and 7/16"
- Ideal for bakery shops, hotels, delis, and various food service operations
- Can slice loaves to a maximum of 15" long and 6" high
- Heavy duty poly pusher and stainless steel bagger included

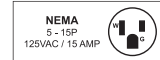


BREAD SLICERS

Item	44250	44249	44248	44247	44246
Model	SB-CN-0011	SB-CN-0016	SB-CN-0019	SB-CN-0013	SB-CN-0025
Slice Thickness	7/16"	5/8"	3/4"	1/2"	1"
Slicing Blades	35 pcs	23 pcs	19 pcs	29 pcs	15 pcs
Power	0.25 hp / 180 W				
Electrical	110V / 60Hz / 1Ph				
Net Weight	176 lb. / 80 kg.				
Net Dimensions	27" x 23.7" x 26.9" (31.5" including bagger)				
Gross Weight	220 lb. / 100 kg.				
Gross Dimensions	47" x 36" x 41"				

OPTIONAL ACCESSORIES

Item	14836	19273	10148
Description	Replacement Blade	Bread Pusher	Bread Bagger

BREAD SLICER WITH 1/2 HP MOTOR AND 5/8" SLICE THICKNESS*In compliance with Province of Quebec Safety Standards*

FEATURES

- Designed for shop counters
- Safety guard device is designed especially for protecting the operator
- Safety-protected by an interlocked safety loaf pusher system
- Bread bagging shelf is provided for the operator to pack bread easily
- Crumb drawer is fitted for collecting excess crumbs
- Heavy duty construction blade frame makes evenly sliced bread

Item	21122
Model	SB-TW-0016-S
Slice Thickness	5/8"
Slicing Blades	26 pcs
Power	1/2 hp
Electrical	120V / 60Hz / 1Ph
Net Weight	253.5 lb.
Net Dimensions	28.5" x 30" x 32.75
Gross Weight	190 lb.
Gross Dimensions	30" x 35" x 38"



Cheese Cutters


ALUMINUM CHEESE CUTTER



FEATURES

- Designed for both commercial and residential use
- Cuts semi-soft cheese into rectangles, sticks and cubes
- Comes with 3/4" or 3/8" interchangeable cutting bows

Item	43033
Net Weight	4.6 lb. / 2.1 kg.
Net Dimensions	2.5" x 6.75" x 4.5"
Gross Weight	5.5 lb. / 2.5 kg.
Gross Dimensions	12.6" x 7.5" x 7.3"



43033

PLASTIC CHEESE CUTTER



FEATURES

- Floating wire design allows for a smooth action with all types of cheese

Item	11399
Net Weight	5 lb. / 2.27 kg.
Net Dimensions	14" x 11" x 4"
Gross Weight	6 lb. / 2.73 kg.
Gross Dimensions	4" x 11" x 5"



11399


STAINLESS STEEL CHEESE CUTTER



FEATURES

- Floating wire design allows for a smooth action with all types of cheese

Item	11400
Net Weight	6 lb. / 2.73 kg.
Net Dimensions	14" x 11" x 4"
Gross Weight	8 lb. / 3.64 kg.
Gross Dimensions	14" x 11" x 5"



11400

HEAVY-DUTY CHEESE CUTTER




	20" x 18"	24" x 24"
Item	16625	24573
Net Weight	8.5 lb. / 3.86 kg.	18 lb. / 8.18 kg.
Net Dimensions	20" x 18" x 4"	24" x 24" x 4"
Gross Weight	10 lb. / 4.55 kg.	19 lb. / 8.64 kg.
Gross Dimensions	20" x 18" x 4"	24" x 24" x 4"



16625

CHEESE CUTTER REPLACEMENT PARTS

Item	10059	10060	10061
Description	Cheese Cutter Handle - 1 handle per pack	Cheese Cutter Wires 24" - 12 wires per pack	Cheese Cutter Wires 36" - 12 wires per pack
Item	14793		14791
Description	Pack of 4 rubber feet for 11400 Stainless Steel Cheese Cutter		Cheese Cutter Springs (pair)



Cheese Cutter Wires

Cheese Cutter Handle



Springs-14791



Rubber Feet -14793

CHEESE WIRE CUTTING MACHINE



FEATURES

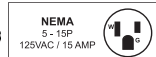
- Built entirely in AISI 304 stainless steel
- Twin push-button machine start-up
- Motor with variable cutting-speed
- Work surface in AISI 304 stainless steel
- Food-grade Plexiglas safety housing

Item	45412
Model	GR-IT-1000-C
Shape Of Cheese	Slice, Cube
Type of Cheese to Use	Semi-hard, Hard Cheeses
Wire Material	Steel
Power	1,300 W
Electrical	120-220V / 60Hz / 1Ph
Cutting Speed	Variable (Engine Frequency Min.: 20Hz, Max: 85Hz)
Net Weight	440 lb. / 200 kg.
Net Dimensions	54.7" x 41" x 59"
Gross Dimensions	58.7" x 45.3" x 63"



Cheese Graters

SANTOS CHEESE SHREDDER/GRATER 02



FEATURES

- Comes with 1 standard disc assembly with 3mm holes
- Stainless steel and sanitary cast aluminum Antimicrobial painted body
- Facilitates cleaning and maintenance (removable housing and disc)
- Suitable for cheese (hard), grating, and shredding (soft) with optional discs.



40951 - standard disc



40619

Item	40619
Model	SANTOS 02
Production	110 lb. / 50 kg. per hour
RPM	1800
Power	650W / 0.87 hp
Amps	5.4 A
Electrical	100-120V / 60Hz / 1Ph
Net Weight	32 lb. / 14.55 kg.
Net Dimensions	16.5" x 10" x 14"
Gross Weight	35 lb. / 15.88 kg.
Gross Dimensions	12" x 18" x 14"



40950



40952



40953



40954



40956 - specific disc for fondue, mozzarella, chocolate



40955 - specific disc parmesan, dried fruits, peanuts (very fine)

OPTIONAL DISCS AVAILABLE UPON REQUEST

- ø2mm holes (40950)
- ø4mm holes (40952)
- ø6mm holes (40953)
- ø8mm holes (40954)
- Specific disc for fondue, mozzarella, chocolate (40956)
- Specific disc for parmesan, dried fruits, peanuts - very fine (40955)

LIGHT-DUTY CHEESE GRATER



FEATURES

- Made of aluminum alloy
- Designed to grate hard cheese for small to medium applications

Item	23991
Model	GR-CN-0559
Production Capacity	88 lb. / 40 kg. per hour
RPM	1440
Power	0.75 hp / 560 W
Amps	5.1 A
Electrical	110V / 60Hz / 1Ph
Pan Size	Ø 7" x 4.8" h
Mouth Dimensions	3 1/8" x 5 5/8"
Net Weight	39 lb. / 17.6 kg.
Net Dimensions	16" x 9" x 16.9"
Gross Weight	40 lb. / 18.18 kg.
Gross Dimensions	19.25" x 13" x 20"



EUROPEAN LIGHT AND MODERATE-DUTY STAINLESS STEEL CHEESE GRATERS



FEATURES

- Allows for easy grating of hard cheese and stale breads
- Designed to be suitable for small to medium applications
- Ironed steel drum, stainless steel basins and hoppers
- 39884 has a brake motor

0.5 & 1HP EUROPEAN LIGHT/MODERATE-DUTY CHEESE GRATERS

Item	21719	11404
Model	GR-IT-0373-M	GR-IT-0746-M
Production Capacity	44 lb. / 20 kg. per hour	88 lb. / 40 kg. per hour
RPM	1670	1670
Power	0.5 hp / 370 W	1 hp / 750 W
Electrical	110V / 60Hz / 1Ph	110V / 60Hz / 1Ph
Microswitch	Yes	Yes
Net Weight	16 lb. / 7.27 kg.	36 lb. / 16.36 kg.
Net Dimensions	10.35" x 11.4" x 11.75"	10.75" x 15.4" x 14.8"
Gross Weight	20 lb. / 9 kg.	43 lb. / 19.55 kg.
Gross Dimensions	12" x 11" x 14"	16" x 13" x 16"



1.5HP EUROPEAN MODERATE-DUTY CHEESE GRATERS

Item	11403	11405	39884
Model	GR-IT-1119	GR-IT-1119-M	GR-IT-1119-B
Product Capacity	132 lb. / 60 kg. per hour	132 lb. / 60 kg. per hour	132 lb. / 60 kg. per hour
RPM	1030	1030	1030
Power	1.5 hp / 1,120 W	1.5 hp / 1,120 W	1.5 hp / 1,120 W
Electrical	110V / 60Hz / 1Ph	110V / 60Hz / 1Ph	110V / 60Hz / 1Ph
Microswitch	No	Yes	Yes
Net Weight	42 lb. / 19 kg.	44 lb. / 20 kg.	44 lb. / 20 kg.
Net Dimensions	10.75" x 15.4" x 14.8"	10.75" x 15.4" x 14.8"	10.75" x 15.4" x 14.8"
Gross Weight	49 lb. / 22.27 kg.	49 lb. / 22.27 kg.	49 lb. / 22.27 kg.
Gross Dimensions	19" x 12" x 20"	19" x 12" x 20"	19" x 12" x 20"



EUROPEAN HEAVY-DUTY CHEESE GRATERS

FEATURES

- Allows for easy grating of hard cheese and stale breads
- Designed to be suitable for small to medium applications and equipped with a microswitch

2HP HEAVY-DUTY CHEESE GRATER



- Comes with a transparent Plexiglas container for a better view of the processed cheese
- Aluminum head and stainless steel drum are easily removed without tools that allows for easy cleaning
- Self cooled motor for high performance and continuous use

Item Number	19921
Model	GR-IT-1491-B
Description	Cheese Grater with Brake Motor
Production Capacity	240 lb. / 109 kg. per hour
RPM	1400
Power	2 hp / 1,490 W
Electrical	240V / 60Hz / 1Ph
Mouth Dimensions	3.75" x 7.5
Net Weight	74 lb. / 33.64 kg.
Net Dimensions	23" x 10.5" x 19"
Gross Weight	86 lb. / 39 kg.
Gross Dimensions	32" x 24" x 20"



CHEESE GRATERS

4HP HEAVY-DUTY CHEESE GRATER



FEATURES

- Large bright finished aluminum grating mouth
- Stainless steel drum
- Brake motor
- High efficiency ventilated motors for continuous operation
- Large plexiglass receiving tray
- Safety microswitches on lever and receiving tray

Item	39498
Model	GR-IT-2983-B
Production Capacity	480 lb. / 218 kg. per hour
RPM	1400
Power	4 hp / 2980 W
Electrical	208V / 60Hz / 3Ph
Mouth Dimensions	6.25" x 11.75"
Net Weight	143 lb. / 65 kg.
Net Dimensions	29.52" x 25.20" x 25.20"
Gross Weight	163 lb. / 74 kg.
Gross Dimensions	34" x 33" x 29"



39498

HYDRAULIC CHEESE GRATERS



FEATURES

- Built entirely in AISI 304 stainless steel
- New fast-extraction system with cogwheel for daily cleaning
- 45403 and 47931 are oversized industrial cheese graters
- Cylinder with pneumatic thrust

Item	45404	47930 NEW!
Model	GR-IT-0300-H	GR-IT-0300-CR800
Production Rate/Hr	441 lb. / 200 kg. per hour 661 lb. / 300 kg. per hour	
Power	5.5 hp / 4,100 W Self-Braking Motor	
Electrical	208V / 60Hz / 3Ph	
Weight	661 lb. / 380 kg.	(Unit + Screen) 661 lb. + 198 lb. / 380 kg. + 90 kg.
Dimensions	76.7" x 31.5" x 47"	
Optional Vibrating Screen Included	NO	YES - 33.6" x 41" x 32"

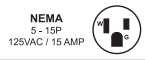


45404

Item	45403	47931 NEW!
Model	GR-IT-1500-H	GR-IT-1500-CR1200
Production Capacity	2646 lb. / 1200 kg. per hour 3307 lb. / 1500 kg. per hour	
Power	20 hp / 1490 W Self-Braking Motor	
Electrical	208V / 60Hz / 3Ph	
Weight	1874 lb. / 850 kg.	(Unit + Screen) 1847 lb. + 308 lb. / 850 kg. + 140 kg.
Dimensions	98.6" x 44" x 53"	
Optional Vibrating Screen Included	NO	YES - 47" x 55.6" x 35"

Food Processors & Discs

TILTING BLENDERS



FEATURES

- Equipped with a stainless steel container, knives and plastic cover
- Supported by a steel frame and anti-skid pads
- Excellent for small to medium sized kitchens
- On/off button and a lock pedal for an easier and more efficient operation
- Deliver a large amount of sauces, soups, ice creams, some dough and even smoothie.
- Has seamless cups

	16 QT / 15 L	26 QT / 25 L
Item	37969	31502
Model	BL-BR-0015	BL-BR-0025
Cup Capacity	16 QT / 15 L	26 QT / 25 L
RPM	3500	3500
Power	1.5 hp / 1,120 W	1.5 hp / 1,120 W
Electrical	110V / 60Hz / 1Ph	110V / 60Hz / 1Ph
Net Weight	41.75 lb. / 19 kg.	45.20 lb. / 20.5 kg.
Net Dimensions	20.75" x 14.25" x 41.75"	20.86" x 16.14" x 46.45"
Gross Weight	80 lb. / 36 kg.	66 lb. / 30 kg.
Gross Dimensions	23" x 16" x 45"	23" x 18" x 49"



IMMERSION BLENDERS WITH ATTACHMENT *Sold Separately*



FEATURES

- Designed to provide reliability and durability for professional kitchens
- Spins up to 12000 RPM and is capable of mixing, blending, and grinding at high speed
- Capable of handling as much as 100 QT
- With variable speed control

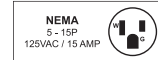
Item	28705
Model	BL-CN-0559
Description	Power head with variable speed control
Capacity	50-100 L / 53-106 QT
RPM	3000-12000 RPM
Power	1 hp / 750 W
Electrical	110V / 60Hz / 1Ph
Motor Dimensions	13" x 4.72" x 4.72"
Net Weight	9 lb. / 4 kg.
Gross Dimensions	23" x 18" x 49"



ATTACHMENT FOR IMMERSION BLENDERS


Item	23838	23839	28703	28704
Description	Short detachable shaft 14 3/4" (377mm)	Medium detachable shaft 17 3/4" (450mm)	Long detachable shaft 21" (530mm)	9 1/2" detachable beater

HEAVY-DUTY FOOD PROCESSOR WITH 5-INCH OPENING AND 5 DISCS



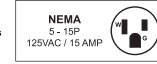
FEATURES

- Easy to use for all types of fruits, and vegetables
- Cover is completely removable for easy cleaning and changing of discs
- High power ventilated motor meets all safety standards
- Wide selections of discs are available



Item	19476
Model	FP-CN-0185
Mouth Opening	5.11" x 2.16"
Disc Speed	270 RPM
Power	0.75 hp / 560 W
Electrical	110V / 60Hz / 1Ph
Net Weight	50.6 lb. / 23 kg.
Net Dimensions	19" x 9" x 19.70"
Gross Weight	55 lb. / 25 kg.
Gross Dimensions	22" x 12" x 23"

EUROPEAN HEAVY-DUTY FOOD PROCESSOR *All discs are sold separately*



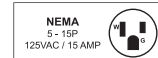
FEATURES

- Easy to use for all types of vegetables, cheese, and many other products
- Hinged lid allows for easy cleaning and changing of disks
- Wide selections of discs are available
- Made of aluminum alloy and stainless steel construction



Item	10927
Model	FP-IT-0300
Mouth Opening	3 1/16" x 6 1/4"
Disc Speed	300 RPM
Power	0.7 hp / 520 W
Electrical	110V / 60Hz / 1Ph
Bin Size	5.75" x 11.75" x 7.5"
Net Weight	54 lb. / 24.55 kg.
Net Dimensions	20" x 11" x 19"
Gross Weight	56 lb. / 25.45 kg.
Gross Dimensions	29" x 14" x 20"

FOOD PROCESSOR WITH 1.5 HP MOTOR AND DISCS *All discs are sold separately*



FEATURES

- Easy to use for all types of vegetables, cheese, and many other products
- Hinged lid allows for easy cleaning and changing of disks
- Wide selections of discs are available
- Made of aluminum alloy and stainless steel construction

Item	44532	Power	1.5 hp / 1,120 W
Model	FP-BR-0014	Electrical	120V / 60Hz / 1Ph
Average Production	400 kg./h	Net Weight	157.6 lb. / 71.5 kg.
Mouth Opening	6"/152mm (Dia.)	Net Dimensions	21" x 26" x 27.6"
Round Throat Size	6"/ 161mm (Dia.)	Gross Weight	218 lb. / 99 kg.
Disc Size	17"/ 429mm (Dia.)	Gross Dimensions	34" x 27" x 34"
RPM	510		



Optional Discs	- 1.5 mm Slicer (Item 44533)	- 3 mm Shredder (Item 44535)
	- 3 mm Slicer (Item 44534)	- 5 mm Shredder (Item 44536)
	- Grater (Item 44538)	- 8 mm Shredder (Item 44537)

SHREDDING DISCS

• For items 10927, 19476

Item	Description
10089	Shredding discs: 2 mm
10090	Shredding discs: 3 mm
22323	Shredding discs: 4 mm
10093	Shredding discs: 7 mm
22324	Shredding discs: 7 mm
10094	Shredding discs: 9mm (mozzarella)



GRATING DISCS

• For Item 10927, 19476

Item	Description
10095	Grating Disc



SLICING DISCS

• For items 10927, 19476

Item	Description
24204	Slicing Disc, curved 1 mm
22325	Slicing Disc, straight 2 mm
10074	Slicing Disc, straight 3 mm
10075	Slicing Disc, straight 4 mm
22326	Slicing Disc, straight 4 mm
10076	Slicing Disc, curved wave 5 mm
22327	Slicing Disc, straight 8 mm
16448	Slicing Disc, straight 8 mm
22328	Slicing Disc, straight 10 mm
22333	Slicing Disc, straight 14 mm



10073



10076



22326



22333

• For items 19476 ONLY

Item	Description
22340	Curve: 2 mm
22341	Curve: 4 mm
22342	Curve: 8 mm
22343	Curve: 10 mm



CUBING / BATON DISCS

For optimal results, the disc must be used with a slicing disc that has the same or similar thickness (mm)

• For Item 10927 ONLY

Item	Description
10123	Cubing Disc 8 mm
10120	Cubing Disc 10 mm
10121	Cubing Disc 14 mm
10122	Cubing Disc 20 mm
10118	Baton Disc 6 mm
10119	Baton Disc 8 mm
10117	Baton Disc 10 mm



Cubing Disc



Baton Strips Disc

CUBING DISCS

For optimal results, the disc must be used with a slicing disc that has the same or similar thickness (mm)

• For items 19476 ONLY

Item	Description
22329	Cubing Disc 8 mm
22330	Cubing Disc 10 mm
22331	Cubing Disc 12 mm
22332	Cubing Disc 20 mm



Unleash Culinary Excellence with the Power of

pacojet 4

From the top chefs' secret helper to an absolute 'must-have', the Pacojet has become indispensable in successful professional kitchens worldwide. Why? This unique cooking system combines unlimited creativity with superb results while saving costs.

A burst of flavor on the tongue:

Pacotizing® increases the surface area of the ingredients many times over, intensifying the aromas.

An explosion of color:

The special processing technique preserves the fresh natural colors of your ingredients.

Velvety-smooth mouthfeel:

Pacotizing® produces ultra-fine, airy textures.

Large Touchscreen:

The large touchscreen provides intuitive user guidance with an animated assistance feature. The user interface is designed for use in professional kitchen environments.

Save Recipe Settings:

Saving and loading settings for preparing your favorite recipes makes your kitchen even more efficient.

Device Settings:

• **The Jet® mode:** Choose between pacotizing® with the classic Pacotize® mode in 4 minutes or the Jet® mode in 90 seconds. The Jet® mode allows you to very quickly prepare certain recipes with a high sugar and fat content (e.g., ice creams). This means you can further increase your productivity. Expanded automatic repeat mode

• **Pacotize® on repeat up to 10 times:** This results in particularly light and creamy consistencies with maximum time efficiency.

• **Work with overpressure or normal pressure:** When using overpressure, the Pacojet works at up to 1bar. This results in a volume expansion of approx. 20–30%. This is ideal for creating foods such as mousses with a creamy-light consistency and for intensifying flavors.



PACOJET 4   PARTS & LABOUR WARRANTY  

NEW FEATURES:

- **Tool Detection** - ensures that the correct tool has been properly attached.
- **Spray Guard Detection** - you can be confident that the spray guard is positioned correctly.
- **Max Capacity Notification** - tells you when the pacotizing® beaker is too full.
- **WIFI Connection:** Connecting the Pacojet via WIFI allows the Pacojet Service Center to detect error sources quickly and easily.
- **Standby:** During prolonged periods of inactivity, the Pacojet switches to energy-saving standby mode
- **Easy Cleaning:** Thanks to the display-guided cleaning program, the device can clean easily at the press of a button and without additional equipment.
- **Exceptionally Quiet** - While providing outstanding results in combination with maximum productivity

Item	47755
Model	PACOJET 4
Beaker Capacity	1L
Maximum Beaker Fill Volume	0.8 L = 10 portions
Power	1,500 W
Electrical	120V / 60Hz / 1Ph
Overpressure	approx. 1 bar
Sound emission	76.4 db (A)
Pacotizing Temperature	-18 to -23 °C / 0 to -9 °F
Net Weight	50 lb. / 22.5 kg.
Net Dimensions	8" x 14" x 19.6"
Gross Weight	51 lb. / 23 kg.
Gross Dimensions	10" x 16" x 21"

PACOJET 4 PLUS INCLUDED ACCESSORIES (1 OF EACH)



Pacotizing® blade



Synthetic Beaker



Beaker Lid (White)



Spray Guard



Protective Outer Beaker



Start guide and safety instructions

PACOJET ACCESSORIES



46702



46701



39675



47855



47741



47854




39674



47851



41698

Item	Item Name	Description	Compatible	Quantity / Case (pcs.)
46702	Pacojet Transparent Synthetic Pacotizing Beaker with Lid - set of 12	For additional pacotizing® beaker requirements	Pacojet 4 Pacojet 2 Plus & legacy models (with Protective Beaker 47854)	Set of 12 NEW!
46701	Pacojet Transparent Synthetic Pacotizing Beaker set of 10 + 1 Chrome Steel Protective Outer Beaker	For additional pacotizing® beaker requirements	Pacojet 2 Plus & legacy models	Set of 10 + 1
39675	Chrome Steel Pacotizing Beakers with Lids	For additional chrome steel pacotizing® beaker requirements	Pacojet 4 (with 47851), Pacojet 2 Plus & legacy models	Set of 4 NEW!
47855	White Beaker Lid 	Stackable Lid for Pacotizing Beaker	All Pacotizing Beakers	1
47741	Pacojet Synthetic Protective Outer Beaker for Synthetic Beakers #46702	The Pacojet Synthetic Protective Outer Beaker is specifically designed for use with synthetic beakers. This protective outer beaker provides an additional layer of durability and safety, safeguarding the inner beaker during the Pacojet process	Pacojet 2 Plus & legacy models	1 NEW!
47854	Protective Beaker For Synthetic Pacotizing Beakers		Pacojet 4	1 NEW!
39674	Protective oUTDORBeaker For Synthetic Pacotizing Beakers	Pacojet Synthetic Protective Outer Beaker for Chrome-Steel Pacotizing® Beaker	Pacojet 2 Plus, Pacojet 2, Pacojet Junior and Pacojet 1	1 NEW!
47851	Synthetic Protective Outer Beaker	Protective outer beaker PJ4 for chrome steel beakers	Pacojet 4	1
41698	Insulating Box for Chrome Steel Pacotizing Beakers with Lids	The practical Insulating Box for 4 pacotizing beakers is a big help to protect your deep-frozen preparations from undesired warmth. Proven very handy to transport deep-frozen pacotizing beakers	Only for Chrome Steel Pacotizing Beakers with Lids (39675)	1 (Fits 4 Beakers)

ANNUAL PREVENTIVE MAINTENANCE

Item	Description	Compatible
39828	Annual preventive maintenance tune-up package	Pacojet 4 / Pacojet 2 Plus

PACOJET ACCESSORIES



47853



47852



47792



47793



41699

Item	Item Name	Description	Compatible	Quantity/Case (pcs.)	
47853	Spray Guard	The splash guard with pre-scraper protects the interior of the Pacojet from dirt	Pacojet 4	1	NEW!
47852	Preliminary Scraper		Pacojet 4	1	NEW!
47792	Pacotizing Blade	Pacotizing® blade for Pacojet 4 /Pacojet 2 Plus	Pacojet 4 / Pacojet 2 Plus	1	NEW!
47793	Tool Coupling	Replacement for existing coupling tool for Pacojet 4 and 2 PLUS; Also useful for using new blades with legacy models	Pacojet 4 / Adapts legacy models (Pacojet 1 & 2)	1	NEW!
41699	Display Protective Foil	Clean the display with a clean, soft, lint-free cloth to remove oil, grime and dust. Particle remnants can cause blisters underneath the protective foil.	Pacojet 2 / Pacojet 2 Plus	1	

CLEANING TAB FOR PACOJET

NEW!

The high-quality Pacojet cleaning tabs are specifically developed for the professional and efficient cleaning of Pacojet devices and are very easy to use.

What Are The Advantages of The Pacojet Cleaning Tabs?

- Dosage and efficiency are perfectly matched to the needs of the Pacojet
- Antibacterial cleaning (non-foaming), which eliminates 99,99 % of bacterial contamination
- Compact and easy to handle
- Support cleaning according to HACCP standards

Why Is A Regular Cleaning of The Pacojet Important?

- Preventing germ infestation of the device and ensuring necessary hygiene standards (HACCP)
- Extending the service life of the Pacojet
- Ensuring high product quality and unadulterated taste experience



48700

Item	48700
Description	Cleaning Tab for Pacojet – 60 pcs per jar
Compatible With	Pacojet 4, Pacojet 2 Plus and all the older models

THE COUPE SET / COUPE SET PLUS*

extend the Pacojet's range of functions to working with fresh, non-frozen foods.

Item	47772 NEW!	46531
Compatiblity	Pacojet 4	Pacojet 2 Plus
Includes	<p>3 Items</p> <ul style="list-style-type: none"> • 2-Blade Cutter: for all purposes • Whipping Disc: Creams, egg whites or mix/foam, milkshakes etc. • Cutter Tong: Lets you safely affix the cutter blades 	<p>4 Items</p> <ul style="list-style-type: none"> • 2-Blade Cutter: For course textures: meat, fish, herbs, vegetables • 4-Blade Cutter: For fine textures: mousses, purees • Whipping Disc: Creams, egg whites or mix/foam, milkshakes etc. • Cutter Tong: Lets you safely affix the cutter blades

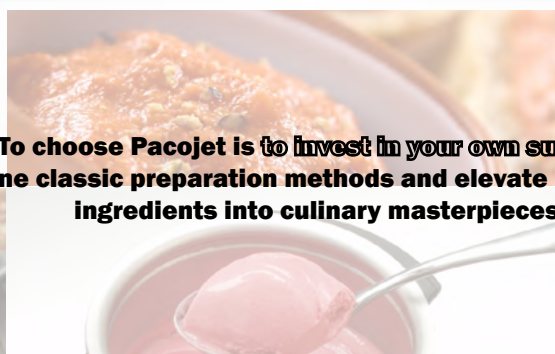



47772



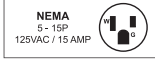
46531

To choose Pacojet is to invest in your own success. Redefine classic preparation methods and elevate market-fresh ingredients into culinary masterpieces



Peelers

GARLIC PEELER




FEATURES

- Simple, safe to use and easy to clean
- Constructed of stainless steel
- Peeling cycle is swift with minimum product waste
- Electrical components are protected inside a sealed box

Item	13442
Model	PE-BR-0004
Description	Garlic Peeler
Capacity	8 lb.
Output	66 lb. /hr.
Power	0.25 hp / 190 W
Electrical	110V / 60Hz / 1Ph
Net Weight	38 lb. / 17.27 kg.
Net Dimensions	13.75" x 13.4" x 21.4"
Gross Weight	45 lb. / 20.4 kg.
Gross Dimensions	17" x 17" x 28"



ONION PEELER



Item	48002
Model	PE-BR-0006
Description	Onion Peeler
Capacity	13 lb.
Output	264 lb. /hr.
Power	0.5 hp / 368 W
Electrical	220V / 60Hz / 1Ph
Net Weight	45 lb. / 20.7 kg.
Net Dimensions	19.3" x 15.4" x 23"
Gross Weight	49.6 lb. / 22.5 kg.
Gross Dimensions	17" x 17" x 28"



POTATO PEELER



FEATURES

- Stainless steel
- Item 20367 is equipped with timer
- Designed to quickly peel potatoes with little waste

	1/2HP Power	1HP Power With Timer
Item	13443	20367
Model	PE-BR-0010	PE-BR-0025
Capacity	22 lb. / 10 kg.	55 lb. / 25 kg.
Output (Approx.)	440 lb. /hr	1100 lb. /hr
Power	0.5 hp / 370 W	1 hp / 750 W
Electrical	110V / 60Hz / 1Ph	110V / 60Hz / 1Ph
Net Weight	53 lb. / 24 kg.	87 lb. / 39.5 kg.
Net Dimensions	22.8" x 18.7" x 28.3"	26.4" x 21.6" x 45.5"
Gross Weight	63 lb. / 28.5 kg.	129 lb. / 58.5 kg.
Gross Dimensions	26.4" x 23" x 30.3"	29.5" x 24.8" x 53"



ELITE HEAVY-DUTY POTATO PEELER & REFUSE BIN *Sold Separately*



FEATURES

- Structured in AISI 304 stainless steel and IP55 plastic box control board protection
- Safety micro switch assembled on the cover and chute
- Floor water discharge, and unbreakable transparent plastic cover
- Has digital and user-friendly control panel

	22lb. Capacity	39.6lb. Capacity
Item	44184	44185
Model	PE-IT-0010	PE-IT-0018
Capacity	22 lb. / 10 kg.	39.6 lb. / 18 kg.
Output (Approx.)	661.4 lb. /hr.	1102.3 lb. /hr.
Potato Peeling Cycle	90-120 sec.	120-150 sec.
Flexible Pipe Feeding	3/4" / 19.05 mm	3/4" / 19.05 mm
Water Temperature	5°C - 20°C / 41°F - 68°F	5°C - 20°C / 41°F - 68°F
Side Discharge Manifold	2" (Dia.)	2" (Dia.)
Lower Discharge Manifold	1.6" (Dia.)	1.6" (Dia.)
RPM	320 RPM	320 RPM
Power	0.75 hp / 550 W	1.2 hp / 900 W
Electrical	115V / 60Hz / 1Ph	115V / 60Hz / 1Ph
Net Weight	88 lb. / 40 kg.	99.2 lb. / 45 kg.
Net Dimensions	20.8" x 26" x 33.5"	20.8" x 26" x 37.4"
Gross Weight	110.2 lb. / 50 kg.	121.3 lb. / 55 kg.
Gross Dimensions	26.4" x 23.6" x 39.4"	26.4" x 23.6" x 43.3"
Optional Item	Refuse Bin (item 64678)	



44184 & 64678
(Sold Separately)

ELITE HEAVY-DUTY POTATO PEELER



FEATURES

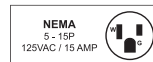
- Ideally suited for restaurants, busy kitchens, and hotels
- Designed to handle 30 lb. of potatoes, and made from AISI 304 stainless steel.
- Features include: safety micro switch, floor water discharge, and a stainless steel cover
- Has a digital and user-friendly control panel

Item	47055
Model	PP-IT-0030
Capacity	66.1 lb. / 30 kg.
Working Capacity	700 potatoes/hour
Discharge Manifold	Lower: ϕ 1.6" / ϕ 40 mm Side: ϕ 2" / ϕ 50 mm
Peeling Cycle	120 - 150 seconds
Water Temperature	5 - 20°C / 41 - 68°F
Flexible Pipe Feeding	3/4" / 19 mm
RPM	240 RPM
Power	1.2 hp / 9,000 W
Electrical	220V / 60Hz / 1Ph
Net Weight	132.3 lb. / 60 kg.
Net Dimensions	21.7" x 31.5" x 35.4"
Gross Weight	150 lb. / 68 kg.
Gross Dimensions	26.4" x 23.2" x 44.1"



Seed Grinders

SANTOS PEPPER (SPICES) GRINDER – WITH DRAWER



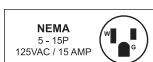
FEATURES

- Sturdy and powerful grinder with drawer
- Constructed with a stainless steel and aluminum body
- Dishwasher safe and easy-to-clean
- Reliable commercial motor with 1800 RPM
- High resistance and the long-lasting horizontal axis grinding discs
- Its plastic drawer is made without bisphenol
- Compatible with coffee and dry spices
- adjusting button to select the grinding size: from very fine to coarse.

Item	46080
Model	SANTOS 01
Production	14 kg. / hour
Drawer Capacity	800 g / 1,8 lb.
Grinding discs	Ø 63.5mm / 2,5"
Material	Stainless steel and aluminum body
RPM	1800
Power	650 W
Amps	5.9 A
Electrical	120V / 60Hz
Net Weight	15 kg. / 33 lb.
Net Dimensions	13" x 10" x 22"
Gross Weight	37 lb / 16.5 kg.
Gross Dimensions	12" x 16" x 23"



SANTOS POPPY SEED GRINDER



FEATURES

- Has grinding adjustment perfect for extra fine to coarse setting
- Induction motor reliable for commercial use
- Plastic drawer has a capacity to hold up to 800 grams, with an average output of 14 kilogram per hour
- Dishwasher safe on all removable parts

Item	44116
Model	Santos 01PV
Production	14 kg./hour
Material	Stainless steel and aluminum body
RPM	1800
Amps	5.9 A
Power	650 W / 0.87 hp
Electrical	110V / 60Hz / 1Ph
Net Weight	31 lb. / 14 kg.
Net Dimensions	13" x 10" x 22"
Gross Weight	36 lb. / 16 kg.
Gross Dimensions	12" x 16" x 23"



Tomato Squeezers

MANUAL TOMATO SQUEEZERS



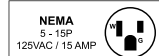
FEATURES

- Enable the extraction of large quantities of tomato puree, separating it from seeds and skin
- The body is made of stainless steel
- Items 31361 & 30105 - Filter cone, funnel and drip pan are made of plastic
- Suitable for light-duty applications

Item	21105	31361	30105
Description	With Stainless Steel Funnel and Drip	With Plastic Funnel and Drip	With Plastic Funnel and Drip
Hopper Opening	2.8"	2"	2"
Tray Dispenser Width	3"	1.5"	5"
Loading Tray Diameter	10"	7.6"	10"
Net Weight	10 lb. / 4.55 kg.	8.5 lb. / 3.86 kg.	10 lb. / 4.6 kg.
Net Dimensions	10.75" x 14.13" x 19.5"	16.75" x 7.63" x 14.25"	13.8" x 22" x 19"
Gross Weight	12 lb. / 5.45 kg.	9 lb. / 4 kg.	11 lb. / 5.12 kg.
Gross Dimensions	16" x 14" x 10"	13" x 8" x 8"	13" x 21" x 18.6"



LIGHT-DUTY ELECTRIC TOMATO SQUEEZER WITH PLASTIC COVER



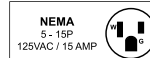
FEATURES

- Powerful motor, filter, and stainless steel hopper
- Ideal for light-duty applications
- Easily separates the skin and seed to make the perfect tomato puree

Item	11001
Model	TS-IT-0134
Worm RPM	110
Power	0.33 hp / 250 W
Electrical	110V / 60Hz / 1Ph
Net Weight	11 lb. / 5 kg.
Net Dimensions	20" x 6" x 14"
Gross Weight	11 lb. / 5kg.
Gross Dimensions	19" x 13.5" x 8"



MEDIUM-DUTY ELECTRIC TOMATO SQUEEZER



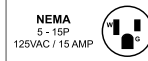
FEATURES

- Perfect for medium to large production.
- Tinned cast iron body, auger, stainless steel hopper, collector, base, and filter
- Easy to disassemble for quick and easy cleaning

Item	41418	41420
Model	TS-IT-0150	TS-IT-0080
RPM	192	96
Power	0.40 hp / 300 W	0.57 hp / 430 W
Electrical	120V / 60Hz / 1Ph	120V / 60Hz / 1Ph
Net Weight	23.1 lb. / 10.5 kg.	36.3 lb. / 16 kg.
Net Dimensions	22.5" x 12" x 15.12"	26" x 10.50" x 20"
Gross Weight	27 lb. / 12 kg.	44 lb. / 17.5 kg.
Gross Dimensions	20" x 11" x 12"	23" x 17" x 15"



HEAVY-DUTY ELECTRIC TOMATO SQUEEZER



FEATURES

- Suitable for tomato sauce, jams and fruit juice
- Propeller in acetal resin which is suitable for food contact and antifriction
- Filter cone, drip pan, anti-spray guard and big capacity funnel are entirely built in stainless steel AISI 304
- Towing pin in steel and nylon 6.6
- Body in cast iron treated for food use with epoxy powder baked at 300°C
- The oil used is "Long Life" and suitable for occasional food contact; it doesn't need any replenishing or replacement
- Axial reduction unit with oil-bath metal gears (nylon 6.6 gears are used for art. 18901)
- Protection class IPX5
- Cooling fan, fan cover and tight switch-condenser box are made in plastic material (fan cover in stainless steel for art. 18903)
- Continuous duty, electric induction motors



18901



18902



18903

Item	18901	18902	18903
Model	TS-IT-0110-S	TS-IT-0110-M	TS-IT-0110-L
Power	0.3 hp	0.4 hp	0.8 hp
Electrical	115V / 60Hz / 1Ph	115V / 60Hz / 1Ph	115V / 60Hz / 1Ph
Worm RPM	110	110	110
Net Weight	20 lb. / 9 kg.	31 lb. / 14 kg.	40 lb. / 18.18 kg.
Net Dimensions	20.5" x 9.5" x 14"	27" x 12" x 13"	28" x 11.5" x 17"
Gross Weight	21 lb. / 21 kg.	37 lb. / 16.82 kg.	43 lb. / 19.55 kg.
Gross Dimensions	16" x 9" x 11"	21" x 12" x 13"	21" x 12" x 13"

MEAT GRINDER ATTACHMENTS FOR TOMATO SQUEEZER



Item	Description
44019	#5 Meat Grinder Attachment for 18901
20170	# 12 Meat Grinder Attachment for 18902 and 18903 Tomato Squeezer
20169	# 22 Meat Grinder Attachment for 18902 and 18903 Tomato Squeezer
15232	# 12 Meat Grinder Attachment for 41418 Tomato Squeezer



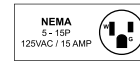
15232

20169

44019

Display Warmer Merchandisers

THREE-BULB FREESTANDING HEAT LAMP *Tray sold separately*



FEATURES

- Perfect for banquet halls, buffets, and restaurants
- Durable infrared bulb (250 watts each)
- Aluminum reflector with ventilation holes
- Warming up the tray within minutes

Item	41787
Model	FW-CN-0825
Base To Bulb Height	15.2"
Power	250 W (per bulb)
Amps	2.27 A
Electrical	110V / 60Hz / 1Ph
Net Weight	6.2 lb. / 2.8 kg.
Net Dimensions	31" x 13" x 24"
Gross Weight	8.8 lb. / 4 kg.
Gross Dimensions	31.4" x 13.6" x 9.8"
Optional Item	13" x 21" x 2.25" Food tray (Item 27181)



HEAT LAMP WITH 250-WATT BULB. *Tray sold separately*



FEATURES


- Ventilated Aluminum Reflectors
- Warm up the tray within 5 minutes

Item	21637	46572
Model	FW-CN-0533	FW-CN-0533-B
Color	Stainless Steel	Black
Base To Bulb	Default Height: 15" Max Height: 21"	
Power	500 W (2 x 250 W)	
Amps	4.5 A	
Electrical	110V / 60Hz / 1Ph	
Net Weight	6 lb. / 2.7 kg.	
Gross Weight	10 lb. / 4.5 kg.	
Gross Dimensions	23" x 13" x 28"	
Optional Item	13" x 21" x 2.25" Food tray (Item 27181)	



21637 & 27181
(Sold Separately)

HEAT LAMP WITH TRAY AND 275-WATT INFRARED BULB



FEATURES

- Infrared bulb, a removable tray and perforated oil tray for easy cleaning
- Polished stainless steel construction

	Single Bulb Heat Lamp	Double Bulb Heat Lamp
Item	39602	39601
Model	FW-CN-0736	FW- CN-0936
Power	275 W	275 W
Amps	2.5 A	2.5 A
Electrical	110V / 60Hz	110V / 60Hz
Base to Bulb	13.75"	13.75"
Net Weight	12 lb. / 5.5 kg.	14 lb. / 6 kg.
Net Dimensions	15.7" x 13.25" x 23.05"	23.75" x 13.25" x 23.05"
Gross Weight	14 lb. / 6.4 kg.	16 lb. / 7 kg.
Gross Dimensions	18" x 16" x 25"	26" x 16" x 24"



DISPLAY WARMER MERCHANDISERS

CHIP DUMP



FEATURES

- Designed to keep food warm while waiting for it to be served
- Simply switch the unit on and the element will start heating up, and provide consistent heating

	Countertop	Floor Standing
Item	23574	43260
Model	FW-CN-0902	FW-CN-0032-F
Base To Bulb	14.75"	12"
Power	850 W	200 W
Amps	7 A	1.8 A
Electrical	120V / 60Hz / 1Ph	110V / 60Hz / 1Ph
Net Weight	18 lb. / 8.16 kg.	83.75 lb. / 38 kg.
Net Dimensions (DWH)	22.25" x 13.25" x 19.75"	30.75" x 15.75" x 48.75"
Gross Weight	26 lb. / 11.79 kg.	114.64 lb. / 52 kg.
Gross Dimensions	24" x 15" x 22"	19.7" x 35.4" x 42"



OVERHEAD STRIP WARMER



FEATURES

- Great addition to any commercial kitchen that wants to keep plated food hot and ready to serve

	24"	36"	48"	60"
Item	46687	46640	46697	46698
Model	FW-CN-0001-B	FW-CN-0002-B	FW-CN-0003-B	FW-CN-0004-B
Heating Source	Electrical Heating Element			
Power	500 W	850 W	1,200 W	1,550 W
Amps	4.2 A	7 A	10 A	13 A
Electrical	120V / 60Hz / 1Ph			
Net Weight	6 lb. / 2.8 kg.	8.4 lb. / 3.8 kg.	10.6 lb. / 4.8 kg.	13 lb. / 5.9 kg.
Net Dimensions (DWH) (including brackets)	6" x 25.7" x 3.9"	6" x 37.7" x 3.9"	6" x 49.8" x 3.9"	6" x 61.8" x 3.9"
Gross Weight	8 lb. / 3.5 kg.	10.6 lb. / 4.8 kg.	13.7 lb. / 6.2 kg.	15.9 lb. / 7.2 kg.
Gross Dimensions	8.7" x 26.7" x 5.5"	8.7" x 38.9" x 5.5"	8.7" x 50.7" x 5.5"	8.7" x 62.9" x 5.5"



HOT PLATE FOOD WARMER



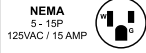
FEATURES

- Stainless steel construction
- Fits one standard 1/1 GN pan or any heat-resistant cookware
- Even heating surface
- Temperature range: 40 - 100°C / 104 - 212°F

Item	20180
Model	FW-CN-0450
Material	Stainless steel
Temperature Range	40 - 100°C / 104 - 212°F
Power	450 W
Amps	4 A
Electrical	110V / 60Hz / 1Ph
Net Weight	8.9 lb. / 4.05 kg.
Net Dimensions	20.9" x 12.8" x 3"
Gross Weight	10.8 lb. / 4.9 kg.
Gross Dimensions	23.2" x 16.3" x 19"



COUNTERTOP CHIP WARMER



FEATURES

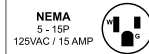
- Ideal for small to medium size food operation who wants to keep their French fries or potato wedges warm and at perfect serving temperature
- Salt shaker included

Item	43452
Model	FW-CN-0300-C
Temperature Range	45° - 75°C / 113° - 167°F
Power	300 W
Amps	2.7 A
Electrical	110V / 60Hz
Net Weight	69.4 lb. / 31.5 kg.
Net Dimensions	26.77" x 27.55" x 31.75"
Gross Weight	80.5 lb. / 36.5 kg.
Gross Dimensions	30" x 30" x 35"



43452

SELF SERVICE HEATED DISPLAY CASES



FEATURES

- Interior lighting and curved glass
- Great for delis, grocery stores, and cafes
- Waterproof grade: IPX4

	66L Single Shelf	100L Dual Shelf
Item	43120	43121
Model	FW-CN-0066-C	FW-CN-0100-C
Capacity	66L / 2.3 cu.ft.	100L / 3.5 L
Temperature Range	30° - 85°C / 86° - 185°F	30° - 85°C / 86° - 185°F
Power	520 W	550 W
Amps	4.5 A	4.7 A
Electrical	115V / 60Hz / 1Ph	115V / 60Hz / 1Ph
Net Weight	39.9 lb. / 18.1 kg.	56.4 lb. / 25.6 kg.
Net Dimensions (DWH)	17" x 22" x 20.4"	18.4" x 24.6" x 25.6"
Gross Weight	44 lb. / 20 kg.	61.7 lb. / 28 kg.
Gross Dimensions	19.68" x 24.60" x 22"	20.4" x 27" x 27.3"

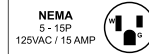


43120



43121

35L/50L CAPACITY COUNTERTOP DISPLAY WARMER WITH FRONT AND REAR GLASS DOORS



FEATURES

- Non-adjustable chrome plated shelf
- Adjustable temperature controller
- Stainless steel construction
- Constructed with front and rear doors

	22" Wide / 35L - 1 Front / 1 rear hinged door	22" Wide / 50L - 2 Front / 2 rear hinged doors
Item	41869	41871
Model	DW-CN-0035	DW-CN-0050
Capacity	35L	50L
Temperature Range	30 - 90°C / 86-194°F	30 - 90°C / 86-194°F
Power	800 W	800 W
Amps	7.3 A	7.3 A
Electrical	110V / 60Hz / 1Ph	110V / 60Hz / 1Ph
Net Weight	26 lb. / 11.8 kg.	30.2 lb. / 13.7 kg.
Net Dimensions	21.8" x 14.2" x 12.2"	21.8" x 14.2" x 14.8"
Gross Weight	42 lb. / 19 kg.	47 lb. / 21.3 kg.
Gross Dimensions	24.6" x 17.4" x 14.3"	24.6" x 17.4" x 16.8"

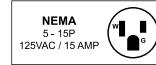


41869



41871

80L/115L CAPACITY COUNTERTOP DISPLAY WARMER WITH FRONT AND REAR GLASS DOORS



FEATURES

- Removable fixed chrome plated shelves included
- Stainless steel construction with front and rear hinged glass doors
- Adjustable temperature controller
- Interior LED lighting

	2 Front / 2 Rear Hinged Doors	3 Front / 3 Rear Hinged Doors
Item	41872	41873
Model	DW-CN-0080-L	DW-CN-0115-L
Capacity	80 L	115 L
Grade Of Waterproof	IPX4	IPX4
Temperature Range	30° - 90°C / 86° - 194°F	30° - 90°C / 86° - 194°F
Lamp Power	2.6 W	2.6 W
Power	1,000 W	1,300 W
Amps	9 A	12 A
Electrical	110V / 60Hz / 1Ph	110V / 60Hz / 1Ph
Wire Shelf Size	13.25" x 23.75"	13.25" x 23.75"
Interior Dimensions	27" x 14.63" x 9.5"	27" x 14.63" x 14.5"
Net Weight	35.7 lb. / 16.2 kg.	43.4 lb. / 19.7 kg.
Net Dimensions	15.75" x 27.63" x 14.5"	15.75" x 27.63" x 19.5"
Gross Dimensions	30.8" x 20" x 17"	30.8" x 19" x 22"

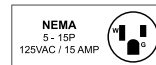


41872



41873

COUNTERTOP DISPLAY WARMER WITH FRONT CURVE GLASS



FEATURES

- Removable fixed chrome plated shelves included
- Stainless steel construction with hinged glass door
- Temperature Range: 30° - 90°C / 86° - 194°F
- Adjustable temperature controller

	1 rear hinged door	2 rear hinged doors
Item	41868	41870
Model	DW-CN-0025-L	DW-CN-0045-L
Capacity	25 L	45 L
Grade Of Waterproof	IPX4	IPX4
Temperature Range	30° - 90°C / 86° - 194°F	30° - 90°C / 86° - 194°F
Power	800 W	800 W
Amps	7.2 A	7.2 A
Electrical	110V / 60Hz / 1Ph	110V / 60Hz / 1Ph
Net Weight	26.5 lb. / 12 kg.	31 lb. / 14 kg.
Net Dimensions (DWH)	15" x 22" x 12"	15" x 22" x 15"
Gross Weight	33 lb. / 15 kg.	37 lb. / 16.8 kg.
Gross Dimensions	25" x 18" x 15"	25" x 18" x 17"

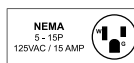


41868



41870

ELITE SERIES HOT DISPLAY SHOWCASE



FEATURES

- Adjustable temperature controller
- Temperature display
- Adjustable chrome plated shelves
- Back doors
- Front top light box with decals



40002



40001

	Elite Series 26" wide with 4 cu.ft. capacity	Elite Series 26" wide with 5 cu.ft. capacity
Item	40002	40001
Model	DW-CN-0107	DW-CN-0137
Capacity	3.78 cu.ft. / 107L	4.84 cu.ft. / 137 L
Temperature Range	30°C to 90°C / 86°F to 194°F	30°C to 90°C / 86°F to 194°F
Lamp Power	11 W	11 W
Power	986 W	1,050 W
Amps	9 A	9.5 A
Electrical	110V / 60Hz / 1Ph	110V / 60Hz / 1Ph
Net Weight	49.6 lb. / 22.4 kg.	59.5 lb. / 26.9 kg.
Net Dimensions (WDH)	25.5" x 19" x 25.9"	25.5" x 19.2" x 30.9"
Gross Weight	50.5 lb. / 22.9 kg.	63 lb. / 28.6 kg.
Gross Dimensions (WDH)	29" x 21.1" x 29"	28" x 21" x 33"

25-INCH RECTANGULAR DISPLAY WARMER




FEATURES

- Specially designed for displaying food while keeping consistent temperature
- Equipped with a temperature control & opens from back

Item	26086
Model	DW-CN-0641
Display Layers	4
Temperature	30° - 85°C / 86° - 185°F
Power	1,000 W
Amps	9 A
Electrical	110V / 60Hz / 1Ph
Shelf Size	11.75" x 22"
Inner Dimensions (DWH)	13.25" x 22.75" x 14.5"
Net Weight	41.8 lb. / 18.9 kg.
Net Dimensions (DWH)	13.25" x 25.25" x 20.75"
Gross Weight	52 lb. / 23.6 kg.
Gross Dimensions	18" x 24" x 30"



14-INCH DISPLAY WARMER WITH CURVED GLASS



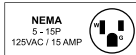
FEATURES

- Specially designed for displaying food while keeping consistent temperature
- Equipped with a temperature control
- Opens from back

Item	21829
Model	DW-CN-0349
Exterior Lights	Interior: Halogen x1 / Exterior: Incandescent x 2
Temperature	30° - 85°C / 86° - 185°F
Power	850 W
Amps	7.7 A
Electrical	110V / 60Hz / 1Ph
Net Weight	36.52 lb. / 16.6 kg.
Net Dimensions (DWH)	17.75" x 13.75" x 20.25"
Gross Weight	50 lb. / 22.7 kg.
Gross Dimensions	23" x 20" x 24"



26-INCH CURVED GLASS DISPLAY WARMER



FEATURES

- Specially designed for displaying food while keeping consistent temperature
- Equipped with a temperature control
- Opens from back

Item	21479
Model	DW-CN-0660
Temperature	30° - 85°C / 86° - 185°F
Lights	Interior: Fluorescent x 1 / Exterior: Incandescent x 2
Power	1,200 W
Amps	11 A
Electrical	110 V / 60Hz / 1Ph
Shelf Sizes	10.25" x 25" and 12.75" x 25"
Pans Size (DWH)	13.75" x 9.75" x 1.5"
Net Weight	59.4 lb. / 27 kg.
Net Dimensions (DWH)	19" x 26" x 23.5"
Gross Weight	90 lb. / 40.8 kg.
Gross Dimensions	25" x 32" x 30"



18 INCH DISPLAY WARMER



FEATURES

- Acrylic display
- Adjustable thermostat
- Temperatures from 80°F to above 150°F
- Single-door Option-Operator Serve (Power Cord on Control/Door Side)
- 2-door Pass-through Option (Recommended for Self-Customer Serve)
- Total height of available shelf space 23"
- Unit comes with 4 shelves (additional shelf available)
- Best when operated on an individual branch circuit
- 6" power cord length

Item	39853
Model	FW-US-690-25-2
Temperature Range	26.7°C to above 65.6°C / 80°F to above 150°F
Power	640 W
Amps	5.3 A
Electrical	120V / 60Hz / 1Ph
Net Dimensions	18" x 18" x 34"
Gross Weight	63 lb. / 28.6 kg.
Gross Dimensions	26" x 26" x 45"



ELITE SERIES PIZZA DISPLAY WARMER



FEATURES

- Water reservoir for humidity control
- Eye-catching hot and fresh pizza display
- A 4-Tier circle rack that can hold 18" pizzas
- Adjustable temperature controller

Item	41468
Model	DW-CN-0457-SS
Maximum Pizza Size	18" Diameter
Temperature	30°C to 90°C / 86°F to 194°F
Interior Lights	11 W
Power	1,700 W
Amps	15.5 A
Electrical	110V / 60Hz / 1Ph
Net Weight	70.4 lb. / 31.9 kg.
Net Dimensions (DWH)	23.6" x 23.6" x 27.6"
Gross Weight	77 lb. / 34.9 kg.
Gross Dimensions	27" x 28" x 29.5"
Optional Accessory	Item 44070: Pretzel Hangers for 41468 (Sold Separately)



44070

41468 with item 44070
Pretzel Hanger Accessory (Sold Separately)

44-INCH COUNTERTOP DISPLAY WARMER



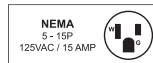
FEATURES

- Keep food a perfect serving temperature for hours
- Stainless steel construction and designed for maximum product visibility
- Ideal product for your busy buffet, cafeteria, or delis
- Pans included

Item	43119
Model	DW-CN-0006
Capacity	68 L
Temperature Range	30° - 90°C / 86° - 194°F
Grade of Waterproof	IPX4
Power	800 W
Amps	7 A
Electrical	110V / 60Hz / 1Ph
Net Weight	35 lb. / 16 kg.
Net Dimensions (DWH)	16.5" x 44" x 13.2"
Gross Weight	55 lb. / 25 kg.
Gross Dimensions	19" x 47" x 15"



**SQUARE GLASS COUNTERTOP
DISPLAY WARMER**



FEATURES

- Brilliant Internal LED illumination on top
- Adjustable temperature controller
- Temperature display
- Adjustable chrome plated shelves
- Front flat glass
- Sliding doors



47425



47426



47427

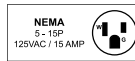


47428

	28" wide with 3.11 cu.ft. capacity	35" wide with 3.95 cu.ft. capacity	48" wide with 5.54 cu.ft. capacity	60" wide with 7 cu.ft. capacity
Item	47425	47426	47427	47428
Model	DW-CN-0120-5	DW-CN-0160-5	DW-CN-0202-5	DW-CN-0252-5
Capacity	4.2 cu.ft. / 120 L	5.7 cu.ft. / 160 L	7.1 cu.ft. / 202 L	8.9 cu.ft. / 252 L
Temperature Range	30 to 90°C / 86 to 194°F	30 to 90°C / 86 to 194°F	30 to 90°C / 86 to 194°F	30 to 90°C / 86 to 194°F
Power	1650 W	1650 W	1650 W	1650 W
Amps	15 A	15 A	15 A	15 A
Electrical	110V / 60Hz / 1Ph	110V / 60Hz / 1Ph	110V / 60Hz / 1Ph	110V / 60Hz / 1Ph
Number of Doors	2 Sliding Doors	2 Sliding Doors	2 Sliding Doors	2 Sliding Doors
Number of Shelves	3	3	3	3
Net Weight	84.9 lb. / 38.5 kg.	103.6 lb. / 47 kg.	132.3 lb. / 60 kg.	163.1 lb. / 74 kg.
Net Dimensions (WDH)	26.7" x 22.4" x 27"	33.7" x 22.4" x 27"	48" x 23.1" x 27"	60" x 22.4" x 27"
Gross Weight	91.5 lb. / 41.5 kg.	110.2 lb. / 50 kg.	138.9 lb. / 63 kg.	172 lb. / 78 kg.
Gross Dimensions (WDH)	29.5" x 24.7" x 28.8"	36.5" x 24.7" x 28.8"	50.8" x 24.7" x 28.9"	62.8" x 36.5" x 28.9"

See page 471 for matching Refrigerated models

ELITE SERIES HOT FOOD MERCHANDISERS WITH FRONT AND BACK DOORS



FEATURES

- Brilliant Internal LED illumination on top
- Adjustable temperature controller
- Adjustable chrome plated shelves
- Front and rear doors
- Available upper storage
- Water tray included to add humidity to the cabinet



44437



40003

	13" wide with 3 cu.ft. capacity	26" wide with 3.4 cu.ft. capacity
Item	44437	40003
Model	DW-CN-0076	DW-CN-0096
Capacity	2.7 cu.ft. / 76 L	3.4 cu.ft. / 96 L
Temperature Range	30 - 90°C / 86° - 194°F	30° - 90°C / 86 - 194°F
Lamp Power	1.44W X 3	1.44W X 3
Power	800 W	980 W
Amps	7 A	9 A
Electrical	110V / 60Hz / 1Ph	110V / 60Hz / 1Ph
Net Weight	46.7 lb. / 21 kg.	96 lb. / 43.5 kg.
Net Dimensions (WDH)	13.17" x 19.54" x 26"	25.75" x 19.8" x 26.2"
Gross Dimensions	21.69" x 16" x 27.36"	29.1" x 21.7" x 27.4"



39999



44438

	36" wide with 5 cu.ft. capacity	47" wide with 6.6 cu.ft. capacity
Item	39999	44438
Model	DW-CN-0136	DW-CN-0186
Capacity	4.8 cu.ft. / 136 L	6.6 cu.ft. / 186 L
Temperature Range	30- 90°C / 86 - 194°F	30 - 90°C / 86 - 194°F
Lamp Power	1.44W X 3	1.44W X 3
Power	1,020 W	1,800 W
Amps	9 A	16.3 A
Electrical	110V / 60Hz / 1Ph	110V / 60Hz / 1Ph
Net Weight	136 lb. / 61.7 kg.	117.9 lb. / 53.5 kg.
Net Dimensions (WDH)	35" x 18.8" x 26.2"	47.4" x 19.38" x 26"
Gross Dimensions	38.3" x 22" x 28"	21.69" x 50.3" x 27.36"

HOT FOOD MERCHANDISERS WITH FRONT AND BACK DOORS



FEATURES

- Designed with adjustable trays and glass on all sides
- Equipped with a thermostat monitor for consistent temperatures
- Water tray included to add humidity to the cabinet
- Opens front and back

	27" Wide	35.5" Wide	47" Wide
Item	21749	21570	21571
Model	DW-CN-0686	DW-CN-0902	DW-CN-1194
Capacity	2.8 cu.ft. / 80L	4.6 cu.ft. / 130L	290L / 10.2 Cu.ft.
Exterior Lights	incandescent x 2	incandescent x 2	incandescent x 2
Interior Lights	fluorescent x 2	fluorescent x 2	fluorescent x 2
Power	1,340 W	1,500 W	1,500 W
Amps	12 A	13.6 A	13.6 A
Electrical	110V / 60Hz / 1Ph	110V / 60Hz / 1Ph	110V / 60Hz / 1Ph
Temperature	30-85 °C / 86-185 °F	30-85 °C / 86-185 °F	30-85 °C / 86-185 °F
Net Weight	81.4 lb. / 36.9 kg.	110 lb. / 49.8 kg.	167 lb. / 75.7 kg.
Net Dimensions (WDH)	27" x 17" x 25"	35.5" x 1 8.75" x 23.5"	47" x 19" x 32"
Gross Weight	110 lb. / 49.8 kg.	140 lb. / 63.5 kg.	213 lb. / 96.6 kg.
Gross Dimensions	32" x 23" x 31"	40" x 24" x 29"	52" x 26" x 36"



21749

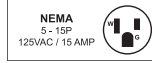


21570




21571

HEATED PASS-THROUGH STATION



FEATURES

- Pass through station perfect for fast-food restaurants
- Eye-catching internal LED lighting
- Temperatures display
- Digital adjustable temperature controller
- Comes with chrome-plated shelves



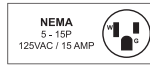
FRONT



BACK

	27" Wide	32" Wide	34" Wide	48" Wide	50" Wide
Item	47510	43465	47511	47512	47513
Model	DW-CN-0065	DW-CN-0085	DW-CN-0102	DW-CN-0121	DW-CN-0138
Capacity	2.29 cu.ft. / 65 L	3 cu.ft. / 85 L	3.6 cu.ft. / 102 L	4.27 cu.ft. / 121 L	4.87 cu.ft. / 138 L
Temperature Range	30 to 90°C / 86 to 194°F	30 to 90°C / 86 to 194°F	30 to 90°C / 86 to 194°F	30 to 90°C / 86 to 194°F	30 to 90°C / 86 to 194°F
Power	1,800 W	1,800 W	1,800 W	1,800 W	1,800 W
Amps	15 A	15 A	15 A	15 A	15A
Electrical	120V / 60Hz / 1Ph	120V / 60Hz / 1Ph	120V / 60Hz / 1Ph	120V / 60Hz / 1Ph	120V / 60Hz / 1Ph
Net Weight	72.75 lb. / 33 kg.	90.4 lb. / 41 kg.	108 lb. / 49 kg.	121.2 lb. / 55 kg.	143.3 lb. / 65 kg.
Net Dimensions	23.6" x 27.8" x 27.2"	31.5" x 27.8" x 27.2"	37.5" x 27.8" x 27.2"	43.5" x 27.8" x 27.2"	49.6" x 27.8" x 27.2"
Gross Weight	79 lb. / 36 kg.	99 lb. / 45 kg.	119 lb. / 54 kg	128 lb. / 58 kg	156.5 lb. / 71 kg.
Gross Dimensions	26.2" x 30.2" x 29"	34.1" x 30.2" x 27.8"	40.1" x 30.1" x 29"	46.1" x 30.1" x 29"	52.2" x 30.1" x 29"

48" COUNTERTOP FOOD DISPLAY CASE WITH 7 CU.FT. CAPACITY



FEATURES

- Perfect for bakeries, coffee shops, or any business selling baked goods
- Eye-catching internal LED lighting
- Temperatures display
- Front curved glass
- Digital adjustable temperature controller
- Comes with chrome-plated shelves
- Easy access to sliding rear doors

Item	47456
Model	DW-CN-0202-E
Capacity	7 cu.ft. / 202 L
Temperature Range	30 to 82.2°C / 86 to 180°F
Power	1,800W
Amps	15.7 A
Electrical	115V / 60Hz / 1Ph
Number of Doors	1 Sliding Door
Number of Shelves	3
Net Weight	124 lb. / 56.2 kg.
Net Dimensions	48" x 22.4" x 26.4"
Gross Weight	130 lb. / 59 kg.
Gross Dimensions	50.8" x 25.5" x 29.6"



41456

68-INCH HEATED FLOOR DISPLAY WARMER



FEATURES

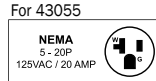
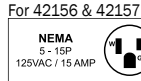
- Eye catching internal LED lighting
- Front curved glass
- Digital adjustable temperature controller
- Comes with chrome plated shelves
- Easy access to sliding rear doors

Item	39537
Model	DW-CN-0220
Capacity	220 L / 7.8 cu.ft.
Storage Temperature	30°C to 90°C / 86°F to 194°F
Power	1,650 W
Electrical	220V / 60Hz / 1Ph
Net Weight	189.6 lb. / 86 kg.
Net Dimensions (WDH)	19.4" x 23.6" x 68.6"
Gross Weight	212 lb. / 96 kg.
Gross Dimensions	26" x 22" x 76"



Food Displays & Tables

BAIN MARIE



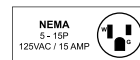
FEATURES

- Constructed with high quality stainless steel
- Provide high-efficiency performance
- Equipped with a thermostat
- All include glass sneeze guard, clear lids, and half-size pans
- Can accommodate full-size pans in lieu of two half-size pans
- Ideal for restaurants, hotels, banquet halls, and cafeterias



	3 (Half-Size) Pans Capacity	4 (Half-Size) Pans Capacity	5 (Half-Size) Pans Capacity
Item	42156	42157	43055
Model	FW-CN-0905	FW-CN-1170	FW-CN-1435
Power	1,500 W	1,500 W	1,800 W
Pan Capacity	1/2-size x 3"D	1/2-size x 4"D	1/2-size x 4"D
Temperature Range	30-85° C / 86-185° F	30-85° C / 86-185° F	30-85° C / 86-185° F
Electrical	110V / 60Hz / 1Ph	110V / 60Hz / 1Ph	110V / 60Hz / 1Ph
Net Weight	29 lb. / 13.2 kg.	35.7 lb. / 16.2 kg.	44 lb. / 20 kg.
Gross Weight	34 lb. / 15.4 kg.	64 lb. / 29 kg.	51 lb. / 23 kg.
Net Dimensions (DWH)	13.78" x 36" x 12.40"	13.78" x 46" x 12.40"	13.78" x 56.50" x 12.40"
Gross Dimensions	17" x 39" x 11"	17" x 50" x 10"	16" x 60" x 11"

STEAM TABLE/DISPLAY WARMERS WITH 1210L CAPACITY



FEATURES

- Equipped with integrated lighting, sneeze guard, and shelving
- Use the shelves for additional storage (utensils, glassware, etc)
- Casters (2 with brakes and 2 without) for easy mobility
- Worktop, side walls, and body are made up of all stainless steel
- Ideal for buffet and catering services

Item	44506
Model	DW-CN-1210
Capacity	1210L, (3) 1/1 GN Pans
Power	1,450 W
Amps	13A
Temperature Range	30 to 90°C / 86 to 194°F
Electrical	110V / 60Hz / 1Ph
Net Weight	176 lb. / 80Kg.
Net Dimensions	48" x 30" x 54"
Gross Weight	222.7 lb. / 101Kg.
Gross Dimensions	52" x 33.7" x 44"



ELECTRIC STEAM TABLE WITH CUTTING BOARD *Pans sold separately*



For 46648

NEMA LB-30P
250VAC / 30 AMP



For 46647, 46574

NEMA 6-20P
250VAC / 20 AMP



For 44646

NEMA 6-15P
250VAC / 15 AMP



FEATURES

- Perfect for buffet and catering services
- With a durable stainless steel construction
- Has a convenient undershelf where you could store extra serving utensils, food pans, or any other kitchen tools that you need
- Polycarbonate cutting board as an extra work space in case you need to fill out food pans or plates



	2-Pan Size Capacity	3-Pan Size Capacity
Item	46646	46574
Model	FW-CN-002-H	FW-CN-0003-H
Max. Temperature	Approximately 100°C / 212°F	
Power	1,500 W - 2,000 W	2,250 W - 3,000 W
Electrical	208-240V / 60Hz / 1Ph	208-240V / 60Hz / 1Ph
Number Of Pans*	2	3
Pan Size	20.78" x 12.8" x 6"	20.78" x 12.8" x 6"
Undershelf Size	27.6" x 18" x 2"	42" x 18" x 2"
Cutting Board Size	30" x 7.9" x 0.5"	44" x 7.9" x 0.5"
Net Weight	75 lb. / 34kg.	99 lb. / 45 kg.
Net Dimensions (WDH)	30" x 30" x 34"	44" x 30" x 34"
Gross Weight	101 lb. / 46 kg.	132 lb. / 60 kg.
Gross Dimensions	34" x 25" x 20"	48" x 25" x 20"

OPTIONAL ITEMS

Optional (Sold Separately)	Item 47017: Overshelf Item Item 47021: Sneeze Guard Item 80907: Spillage Pan	Item 47018: Overshelf Item 47022: Sneeze Guard Item 80907: Spillage Pan
----------------------------	--	---

	4-Pan Size Capacity	5-Pan Size Capacity
Item	46647	46648
Model	FW-CN-0004-DH	FW-CN-0005-FH
Max. Temperature	Approximately 100°C / 212°F	
Power	3,000 W - 4,000 W	3,750 W - 5,000W
Electrical	208-240V / 60Hz / 1Ph	208-240V / 60Hz / 1Ph
Number Of Pans*	4	5
Pan Size	20.78" x 12.8" x 6"	20.78" x 12.8" x 6"
Undershelf Size	56" x 18" x 2"	69.7" x 18" x 2"
Cutting Board Size	58" x 7.6" x 0.5"	72" x 7.9" x 0.5"
Net Weight	128 lb. / 58 kg.	150 lb. / 68 kg.
Net Dimensions (WDH)	58" x 30" x 34"	72" x 30" x 34"
Gross Weight	165 lb. / 75 kg.	194 lb. / 88 kg.
Gross Dimensions	61" x 25" x 20"	75" x 25" x 20"

OPTIONAL ITEMS

Optional (Sold Separately)	Item 47019: Overshelf Item 47023: Sneeze Guard Item 80907: Spillage Pan	Item 47020: Overshelf Item 47024: Sneeze Guard Item 80907: Spillage Pan
----------------------------	---	---

OPEN WELL GAS STEAM TABLES WITH CUTTING BOARD *Pans sold separately*



FEATURES

- Perfect for buffet and catering services
- With a durable stainless steel construction
- Has a convenient undershelf where you could store extra serving utensils, food pans, or any other kitchen tools that you need
- Polycarbonate cutting board as an extra work space in case you need to fill out food pans or plates



47342 / 47362



47343 / 47363



47344 / 47364



47345 / 47365

	2-Pan Size Capacity	3-Pan Size Capacity	4-Pan Size Capacity	5-Pan Size Capacity
Item	47342	47343	47344	47345
Model	FW-CN-0002-NG	FW-CN-0003-NG	FW-CN-0004-NG	FW-CN-0005-NG
Gas Type	Natural	Natural	Natural	Natural
BTU	7000	10,500	14,000	17,500
Max. Temperature	95°C / 203°F			
Number Of Pans*	2	3	4	5
Pan Size	20.78" x 12.8" x 6" Full Size Pan	20.78" x 12.8" x 6" Full Size Pan	20.78" x 12.8" x 6" Full Size Pan	20.78" x 12.8" x 6" Full Size Pan
Undershelf Size	27.6" x 18.2" x 2"	41.7" x 18.2" x 2"	55.7" x 18.2" x 2"	69.7" x 18.2" x 2"
Cutting Board Size	34" x 7.9" x 0.5"	44.1" x 7.9" x 0.5"	58.1" x 7.9" x 0.5"	72" x 7.9" x 0.5"
Net Weight	75 lb. / 34 kg.	99.2 lb. / 45 kg.	127.9 lb. / 58 kg.	149.9 lb. / 68 kg.
Net Dimensions	30" x 30.4" x 34.4"	44.1" x 30.4" x 34.4"	58.1" x 30.4" x 34.4"	72" x 30.4" x 34.4"
Gross Weight	101.4 lb. / 46 kg.	132.3 lb. / 60 kg.	165.3 lb. / 75 kg.	194 lb. / 88 kg.
Gross Dimensions	33.9" x 25.2" x 20.5"	47.6" x 25.2" x 20.5"	61.4" x 25.2" x 20.5"	75.2" x 25.2" x 20.5"

OPTIONAL ITEMS

Optional (Sold Separately)	Item 47017: Overshelf Item 47021: Sneeze Guard Item 80907: Spillage Pan	Item 47018: Overshelf Item 47022: Sneeze Guard Item 80907: Spillage Pan	Item 47019: Overshelf Item 47023: Sneeze Guard Item 80907: Spillage Pan	Item 47020: Overshelf Item 47024: Sneeze Guard Item 80907: Spillage Pan
-----------------------------------	---	---	---	---

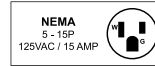
	2-Pan Size Capacity	3-Pan Size Capacity	4-Pan Size Capacity	5-Pan Size Capacity
Item	47362	47363	47364	47365
Model	FW-CN-0002-LP	FW-CN-0003-LP	FW-CN-0004-LP	FW-CN-0005-LP
Gas Type	Propane	Propane	Propane	Propane
BTU	7000	10,500	14,000	17,500
Max. Temperature	95°C / 203°F			
Number Of Pans*	2	3	4	5
Pan Size	20.78" x 12.8" x 6" Full Size Pan	20.78" x 12.8" x 6" Full Size Pan	20.78" x 12.8" x 6" Full Size Pan	20.78" x 12.8" x 6" Full Size Pan
Undershelf Size	27.6" x 18.2" x 2"	41.7" x 18.2" x 2"	55.7" x 18.2" x 2"	69.7" x 18.2" x 2"
Cutting Board Size	34" x 7.9" x 0.5"	44.1" x 7.9" x 0.5"	58.1" x 7.9" x 0.5"	72" x 7.9" x 0.5"
Net Weight	75 lb. / 34 kg.	99.2 lb. / 45 kg.	127.9 lb. / 58 kg.	149.9 lb. / 68 kg.
Net Dimensions	30" x 30.4" x 34.4"	44.1" x 30.4" x 34.4"	58.1" x 30.4" x 34.4"	72" x 30.4" x 34.4"
Gross Weight	101.4 lb. / 46 kg.	132.3 lb. / 60 kg.	165.3 lb. / 75 kg.	194 lb. / 88 kg.
Gross Dimensions	33.9" x 25.2" x 20.5"	47.6" x 25.2" x 20.5"	61.4" x 25.2" x 20.5"	75.2" x 25.2" x 20.5"

OPTIONAL ITEMS

Optional (Sold Separately)	Item 47017 Overshelf Item 47021 Sneeze Guard Item 80907: Spillage Pan	Item 47018 Overshelf Item 47022 Sneeze Guard Item 80907: Spillage Pan	Item 47019 Overshelf Item 47023 Sneeze Guard Item 80907: Spillage Pan	Item 47020 Overshelf Item 47024 Sneeze Guard Item 80907: Spillage Pan
-----------------------------------	---	---	---	---

Food Warmer Equipment

SINGLE CHAMBER FOOD WARMER WITH 23L CAPACITY



FEATURES

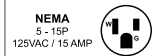
- Easy to clean and maintain
- Equipped with an adjustable thermostat which ranges from 30-90°C
- Front spigot allows for quick and safe changing of water
- Exterior body is constructed of high quality material for lasting beauty and durability

Item	19076
Model	FW-CN-0023
Capacity	23 L / 24 QT
Power	1,200 W
Electrical	120V / 60Hz / 1Ph
Net Weight	17 lb. / 7.7 kg.
Net Dimensions	22.75" x 13.5" x 9.5"
Gross Weight	18 lb. / 8.2 kg.
Gross Dimensions	24" x 14" x 12"



19076

DOUBLE CHAMBER FOOD WARMER WITH 8L PER CONTAINER CAPACITY



FEATURES


- Easy to clean and maintain
- Equipped with an adjustable thermostat which ranges from 30-90°C
- Front spigot allows for quick and safe changing of water
- Exterior body is constructed of high quality material for lasting beauty and durability

Item	19077
Model	FW-CN-0016
Capacity	8 Liters / 8.45 QT per Container
Power	1,200 W
Electrical	120V / 60Hz / 1Ph
Net Weight	24 lb. / 10.8 kg.
Net Dimensions	24.25" x 14.5" x 12"
Gross Weight	26 lb. / 11.8 kg.
Gross Dimensions	25" x 16" x 22"



19077

TRIPLE WELL WARMER WITH 3.8L PER CONTAINER CAPACITY



FEATURES

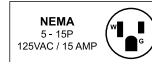
- Easy to clean and maintain
- Equipped with an adjustable thermostat which ranges from 30-90°C
- Exterior body is constructed of high quality material for lasting beauty and durability

Item	11390
Model	FW-TW-0012
Capacity	3.8 L / 4 QT per Container
Power	1,200 W
Electrical	120V / 60Hz / 1Ph
Net Weight	24 lb. / 10.8 kg.
Net Dimensions	21.65" x 13.75" x 12"
Gross Weight	25 lb. / 11.3 kg.
Gross Dimensions	26" x 17" x 16"



11390

60 CUPS COMMERCIAL RICE COOKER/WARMER



FEATURES

- Durable: will last through constant, vigorous use
- Fast: Cooks up to 60 cups of rice in under 60 minutes
- Freshness: The hinged locking lid keeps the cooked rice fresh for hours
- Easy to Clean: the nonstick inner pot is easy to remove for quick cleaning

Item	39454
Model	CE-CN-0005
Cooking Temperature	0°C to 157°C / 32°F to 314.6°F
Warming Temperature	71°C to 75°C / 159.8°F to 167°F
Power	1,550 W
Electrical	110V / 60Hz / 1Ph
Rice Capacity	5.4L/30 cups of uncooked rice 13L/60 cups of cooked rice
Net Weight	17.6 lb. / 7.9 kg.
Net Dimensions	19.3" x 15" x 13.4"
Gross Weight	23 lb. / 10.4 kg.
Gross Dimensions	18" x 18" x 15"



96-CUP CAPACITY COMMERCIAL RICE WARMER *Rice bowl is not included*



FEATURES

- Keeps rice warm and fresh up to 48 hours
- The aluminum, non-stick inner cooking pot warms up to 20L of cooked rice
- Comes with spoon ladle

Item	43423
Model	CE-CN-0020-R
Warming Temperature	71° - 75°C / 159.8° - 167°F
Power	103 W
Electrical	110V / 60Hz / 1Ph
Rice Capacity	20 L / 18 QT - 96 cups cooked rice
Net Weight	18 lb. / 8.20 kg.
Net Dimensions	18.9" x 15" x 15"
Gross Weight	21 lb. / 9.55 kg.
Gross Dimensions	18" x 18" x 16"



FREESTANDING NARROW DRAWER WARMERS



FEATURES

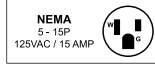
- Designed specifically for deep countertops
- Unique slim design allows you to free-up usable counter space
- Fits a full size food pan of size 12" x 20" x 6" (food pan included)
- Long Lasting: Full stainless-steel construction

Item	47546	48884	47547
Model	FW-CN-0001	FW-CN-0002	FW-CN-0003
Number of Drawers	1	2	3
Pan Size	12" x 20" x 6"	12" x 20" x 6"	12" x 20" x 6"
Temperature Range	26.7 to 104.4°C / 80 to 220°F		
Power	450 W	900 W	1350 W
Amps	3.75 A	7.5 A	11.25 A
Electrical	110-120V / 60Hz / 1Ph	110-120V / 60Hz / 1Ph	110-120V / 60Hz / 1Ph
Net Weight	91 lb. / 41.3 kg.	120 lb. / 54.4 kg.	195 lb. / 88.5 kg.
Net Dimensions	20.3" x 29" x 14.9"	20.3" x 29" x 24.9"	20.3" x 29" x 33.6"
Gross Weight	125 lb. / 56.7 kg.	171 lb. / 77.6 kg.	224 lb. / 101.6 kg.
Gross Dimensions	21.3" x 32.5" x 16.7"	21.3" x 32.5" x 25.4"	21.3" x 32.5" x 16.7"



Sauce Warmers

COUNTERTOP STAINLESS STEEL SAUCE WARMERS



WITH INNER POT AND LADLE



FEATURES

- Stainless steel interior and exterior
- Non-skid rubber feet
- Power on/off switch
- Item 44310 comes with 3.5 QT inner pot, lid, and ladle

Item	44310
Model	FW-CN-0004
Capacity	3.5 QT / 3.3 L
Power	500 W
Electrical	120 V / 60 Hz / 1Ph
Net Weight	8.15 lb. / 3.7 kg.
Net Dimensions	9.1" x 11.8" x 11.3"
Gross Weight	10.1 lb. / 4.6 kg.
Gross Dimensions	11.8" x 19.29" x 15.4"



44310

WITH SPOUT AND PUMP (DOES NOT COME WITH INNER POT)



FEATURES

- Stainless steel interior and exterior
- With heated spout ensures product remain hot from start to finish
- Power on/off switch
- Non-skid rubber feet

Item	44311
Model	FW-CN-0004-S
Capacity	3.5 QT / 3.3 L
Power	550 W
Electrical	120 V / 60 Hz / 1Ph
Net Weight	8.15 lb. / 3.7 kg.
Net Dimensions	9.1" x 16.5" x 16.1"
Gross Weight	10.1 lb. / 4.6 kg.
Gross Dimensions	11.8" x 19.29" x 15.4"
Optional Item	Inner pot (Item 68744)



44311

WITH SPOUT AND PUMP / 500W



FEATURES

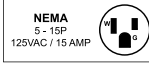
- Stainless steel interior and exterior
- Power on/off switch
- Non-skid rubber feet

Item	44312
Model	FW-CN-0004-P
Capacity	3.5 QT / 3.3 L
Power	500 W
Electrical	120 V / 60 Hz / 1Ph
Net Weight	5.7 lb. / 2.6 kg.
Net Dimensions	8.1" x 16.5" x 16"
Gross Weight	8 lb. / 3.6 kg.
Gross Dimensions	11.8" x 19.29" x 15.4"
Optional Item	Inner pot (Item 68744)



44312

**SINGLE/DOUBLE/TRIPLE/QUADRUPLE
STAINLESS STEEL SAUCE BOTTLE WARMERS**



FEATURES

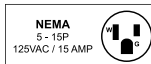
- Keeps your toppings and sauces at optimal temperature for your customers
- Comes with sauce bottle(s)
- Replacements sauce bottles available (sold separately, item 65019)

	Single	Double
Item	44177	44178
Model	FW-CN-1601	FW-CN-1602
QTY of Bottle	1	2
Temperature Range	45°C/ 60°C/ 75°C/ 90°C/ 113°F/ 140°F/ 167°F/ 194°F	45°C/ 60°C/ 75°C/ 90°C/ 113°F/ 140°F/ 167°F/ 194°F
Power	200 W	400 W
Electrical	120V / 60Hz / 1Ph	120V / 60Hz / 1Ph
Net Weight	5.51 lb. / 2.5 kg.	9.26 lb. / 4.2 kg.
Net Dimensions	7.34" x 6.57" x 12.77"	7.34" x 12.08" x 12.77"
Gross Weight	6.61 lb. / 3 kg.	10.58 lb. / 4.8 kg.
Gross Dimensions	10.04" x 9.25" x 14.76"	14.76" x 10.04" x 14.76"



	Triple	Quadruple
Item	44179	44180
Model	FW- CN-1603	FW- CN-1604
QTY of Bottle	3	4
Temperature Range	45°C/ 60°C/ 75°C/ 90°C 113°F/ 140°F/ 167°F/ 194°F	45°C/ 60°C/ 75°C/ 90°C 113°F/ 140°F/ 167°F/ 194°F
Power	600W	800W
Electrical	120V / 60Hz / 1Ph	120V / 60Hz / 1Ph
Net Weight	13.22 lb. / 6.0 kg.	16.75 lb. / 7.6 kg.
Net Dimensions	7.34" x 17.60" x 12.77"	7.34" x 23.11" x 12.77"
Gross Weight	14.99 lb. / 6.8 kg.	18.52 lb. / 8.4 kg.
Gross Dimensions	20.27" x 10.03" x 14.76"	25.79" x 10.03" x 14.76"

**SINGLE/DOUBLE/TRIPLE
STAINLESS STEEL POT WARMERS**



FEATURES

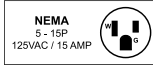
- Designed for easy use with just a flick of a switch
- Inserts are separate from the machine, which makes it very easy to clean
- Temperature is controlled by an adjustable dial which ranges from 45° - 90°C



	Single	Double	Triple
Item	44181	44182	44183
Model	FW- CN-0251	FW-CN-0252	FW-CN-0253
Pot Size	2.5L	2.5L	2.5L
Temperature Range	45°C/ 60°C/ 75°C/ 90°C/ 113°F/ 140°F/ 167°F/194°F	45°C/ 60°C/ 75°C/ 90°C/ 113°F/ 140°F/ 167°F/194°F	45°C/ 60°C/ 75°C/ 90°C/ 113°F/ 140°F/ 167°F/194°F
Power	200W	400W	600W
Electrical	120V/ 60Hz / 1Ph	120V/ 60Hz / 1Ph	120V/ 60Hz / 1Ph
Net Weight	10.58 lb. /4.8 kg.	18.74 lb. / 8.5 kg.	27.12 lb. / 12.3 kg.
Net Dimensions	11.02" x 8.15" x 9.03"	11.02" x 16.26" x 11.00"	11.02" x 24.37" x 11.07"
Gross Weight	12.35 lb. / 5.6 kg.	20.50 lb. / 9.3 kg.	29.10 lb. / 13.2 kg.
Gross Dimensions	11.61" x 10.83" x 13.19"	18.90" x 11.61" x 13.19"	26.97" x 11.61" x 13.19"

Soup Warmers

6 QT SOUP KETTLE WITH METAL LID



FEATURES

- Exterior body is constructed of high quality material for lasting beauty and durability
- Easy to clean and maintain

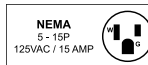
Item	41079	41080
Model	FW-CN-0006-S	FW-CN-0006
Description	Stainless Steel	Black powder coated
Capacity	6 QT / 5.7 L	
Temperature Range	30° to 90°C / 86°C to 194°F	
Power	300 W	
Amps	2.7 A	
Electrical	110V / 60Hz / 1Ph	
Net Weight	7.48 lb. / 3.4 kg.	
Net Dimensions	10.12" dia. x 14.5" H	
Gross Weight	9 lb. / 4 kg.	
Gross Dimensions	12" x 12" x 16"	



41079

41080

10.6 QT SOUP KETTLE WITH METAL LID



FEATURES

- Specifically designed for stews, soups, and other liquid based foods
- Exterior body is designed and constructed of powder coated steel for a cast, frontier kettle appearance
- Easy to clean and maintain
- Include soup cards

Item	19073	19074*
Model	FW-CN-0010	FW-CN-0010-S
Description	Black powder coated	Stainless Steel
Capacity	10.6 QT / 10 L	
Power	400W	
Amps	3.6 A	
Electrical	110V / 60Hz / 1Ph	
Net Weight	10 lb. / 4.5 kg.	
Net Dimensions	12.5" dia. x 14.5" H	
Gross Weight	12 lb. / 5.4 kg.	
Gross Dimensions	14" x 14" x 16"	




19073



19074

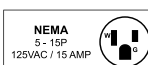
10.6 QT SOUP KETTLE WITH CLEAR LID



Item	19072
Model	FW-CN-0010-P
Description	Black powder coated soup kettle with clear plastic lid
Capacity	10.6 QT / 10 L
Power	400 W
Amps	3.6 A
Electrical	110V / 60Hz / 1Ph
Net Weight	10 lb. / 4.5 kg.
Net Dimensions	12.5" dia. x 14.5" H
Gross Weight	11 lb. / 5 kg.
Gross Dimensions	14" x 14" x 16"



13.7 QT SOUP KETTLE WITH METAL LID




FEATURES

- Specifically designed for stews, soups, and other liquid based foods
- Exterior body is designed and constructed of powder coated steel for a cast, frontier kettle appearance

Item	19075
Model	FW-CN-0013
Description	Soup Kettle
Capacity	13.7 QT / 13 L
Temperature Range	30° to 90°C / 86°C to 194°F
Power	600 W
Amps	5.4 A
Electrical	110V / 60Hz / 1Ph
Net Weight	13 lb. / 5.9 kg.
Net Dimensions	14.5" dia. x 15.5" H
Gross Weight	16 lb. / 7.3 kg.
Gross Dimensions	17" x 17" x 17"



11 QT WHITE RETRO SOUP WARMER/RETHEMALIZER



FEATURES

- Spot welded handles for portability
- Machine with 1,400W heater for a quick warming
- Easy Access control panel for desired setting
- Heavy-duty exterior body ensures unit remains consistently cool while operating
- Front access dials for easy temperature setting

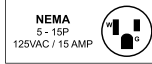
Item	44392	44426	46708*
Model	FW-TW-5000-B	FW-TW-5000-R	FW-TW-5000W
Color	Black	Red	White
Capacity	11 QT / 10.4 L		
Temperature Range	0° to 100°C / 86°C to 212°F		
Power	1,400 W		
Amps	12 A		
Electrical	120V / 60Hz / 1Ph		
Net Weight	21 lb. / 9.5 kg.		
Net Dimensions	16" x 13.25" x 17"		
Gross Weight	22 lb. / 10 kg.		
Gross Dimensions	15" x 15" x 17.75"		



Band Saws



STANDARD TABLETOP BAND SAWS



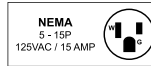
FEATURES

- Manufactured in cast aluminum with stainless steel tables
- Fine cutting accuracy and ease of use, along with rotation speed of 1420/min
- Ideal for small to medium applications
- Not applicable for fish
- Operational noise level below or equal to 85 dB

Item	19457	19458
Model	BS-CN-1651	BS-CN-2000
Blade Length	65"	78.75"
Cutting Capacity (HxW)	6.75" x 8.25"	7.5" x 12"
Power	0.87 hp / 650 W	1.5 hp / 1,120 W
Electrical	110V / 60Hz / 1Ph	110V / 60Hz / 1Ph
Net Weight	88.2 lb. / 40 kg.	137.8 lb. / 62.5 kg.
Net Dimensions	20.5" x 18.5" x 32.3"	23.2" x 22.4" x 40.9"
Gross Weight	102.5 lb. / 46.5 kg.	172lb. / 78 kg.
Gross Dimensions	23.2" x 22" x 36.2"	25.2" x 24" x 45.7"



STANDARD TABLETOP BAND SAWS



FEATURES

- Stainless Steel AISI 304 work surface
- Stainless Steel AISI 304 portioning device
- Polished Aluminum Meat Pusher
- Die-cast aluminum pulleys for a maximum adherence of the saw blade
- Microswitch to the door
- Adjustable tension grip with spring and indicator of position
- Designed for professional use.
- Ideal for butcher shops, hotels, restaurant kitchens, and supermarkets
- Perfect for cutting both fresh and frozen meat/fish and bones
- Durable structure is constructed with high quality powder-painted aluminum
- Easy to clean and safe to use



Item	45559	45506	45507
Model	BS-IT-1524	BS-IT-1829-M	BS-IT-1829-L
Blade Length	60"	72"	72"
Cutting Capacity (H*W)	7.48" x 7.28"	10.6" x 8.3"	10.6" x 8.3"
Power	1.1 hp / 900 W	1.2 hp / 900 W	1.2 hp / 900 W
Electrical	110V / 60Hz / 1Ph	120V / 60Hz / 1Ph	120V / 60Hz / 1Ph
Net Weight	68.3 lb. / 31 kg.	71.7 lb. / 32.5 kg.	79.4 lb. / 36 kg.
Gross Weight	75.9 lb. / 34 kg.	110 lb. / 50 kg.	88.2 lb. / 40 kg.
Dimensions	18.1" x 16.9" x 28.7"	20.9" x 18.1" x 35"	21.3" x 18.5" x 35"
Gross Dimensions	31.5" x 17.7" x 15.7"	26" x 20" x 40"	36.2" x 18.1" x 16.5"
Optional Accessories	41245 - Meat Pusher	45619 - Meat Pusher	45619 - Meat Pusher


TABLETOP BAND SAW WITH SLIDING STAINLESS STEEL TABLE AND PAINTED BODY *Not applicable for fish*



FEATURES

- Comes with sliding stainless steel table, a cut regulator, and a pushing lever

Item	10274
Model	BS-BR-1880
Blade Length	74"
Cutting Capacity (H*W)	10" x 8.5"
Power	0.5 hp / 370 W
Electrical	110V / 60Hz / 1Ph
Net Weight	77 lb. / 35 kg.
Net Dimensions	19.7" x 25.2" x 38.6"
Gross Weight	131 lb. / 59.55 kg.
Gross Dimensions	32" x 27" x 42"



Pushing Lever & Gate



Sliding Table

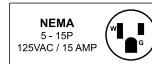


Blade Tension Regulator



10274

1-HP TABLETOP BAND SAW *Not applicable for fish*



FEATURES

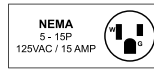
- Sliding table on a four wheel carriage base which allows for ease in cutting

Item	10270
Model	BS-VE-1981-E
Blade Length	78"
Cutting Capacity (H*W)	7.75" x 7.5"
Power	1 hp / 750 W
Electrical	110V / 60Hz / 1Ph
Net Weight	248 lb. / 112.73 kg.
Net Dimensions	20" x 28" x 41"
Gross Weight	290 lb. / 131.5 kg.
Gross Dimensions	26" x 32" x 46"



10270

65" TABLETOP BAND SAW



FEATURES

- Manufactured all stainless steel
- An essential addition to any butcher establishment

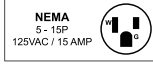
Item	46785
Model	BS-CN-1651-T
Blade Length	65"
Cutting Capacity (WH)	8.6" x 14"
Power	1 hp
Electrical	110V / 60Hz / 1Ph
Net Weight	89.5 lb. 40.6 kg.
Net Dimensions	18.4" x 18.3" x 34.5"
Gross Weight	126 lb. 57.2 kg.
Gross Dimensions	21.6" x 20.5" x 40"
Compatible Blade	Item 10321



46785

BAND SAWS

FLOOR BAND SAWS



FEATURES

- Made of stainless steel
- An essential addition to any butcher establishment

Item	46786	46787
Model	BS-CN-2020	BS-CN-2400
Blade Length	79.5" 2020 mm	94.5" 2400 mm
Cutting Capacity (WH)	11" x 18.5"	13" x 25"
Power	2 hp	2.95 hp
Electrical	220V / 60Hz / 3Ph	220V / 60Hz / 3Ph
Net Weight	265.5 lb. / 120.4 kg.	311 lb. / 141 kg.
Net Dimensions	23.5" x 26.5" x 62"	31.5" x 29" x 68"
Gross Weight	341 lb. / 154.6 kg.	409 lb. / 185.5 kg.
Gross Dimensions	27 x 30" x 67.7"	34.4" x 32" x 73"
Compatible Blade	Item 16860	Item 10411



2-HP FLOOR BAND SAW *Item 10271 is not applicable for fish*



FEATURES

- Fabricated in steel with electrostatic oven paint, complete with an aluminum head
- Stainless steel table has a four-wheel base that slides on rails
- Equipped with adjustable legs
- Easy to disassemble for quick cleaning and maintenance.

	Aluminum Body With Stainless Steel Tray	All Stainless Steel
Item	10271	45978
Model	BS-VE-2489-E	BS-VE-2489-ES
Blade Length	98"	98"
Cutting Capacity (WH)	12" x 10.5"	10.8" x 13.38"
Power	2 hp / 1,500 W	2 hp / 1,500 W
Electrical	220V / 60Hz / 1Ph	220V / 60Hz / 1Ph
Net Weight	346 lb. / 157.27 kg.	313 lb. /140 kg.
Net Dimensions	36" x 40" x 72"	17.7" x 18.89" x 61.4"
Gross Weight	400 lb. / 181.82 kg.	308.64 lb. /140 kg.
Gross Dimensions	48" x 40" x 75"	17.7" x 18.89" x 61.4"



3- HP FLOOR BAND SAW *Item 10272/18943 are not applicable for fish*



FEATURES

- Fabricated in steel with electrostatic oven paint, complete with an aluminum head
- Stainless steel table has a four-wheel base that slides on rails
- Equipped with adjustable legs and blade saw Dimensions of 0.78" x 12.6"
- Easy to disassemble for quick cleaning and maintenance.

	Aluminum Body with Stainless Steel Tray/11 Amps	Aluminum Body with Stainless Steel Tray/9 Amps	All Stainless Steel / 5/9 Amps
Item	10272	18943	45979
Model	BS-VE-3200-S	BS-VE-3200-T	BS-VE-3200-SS
Blade Length	126"	126"	126"
Cutting Capacity (WH)	15" x 18"	15" x 18"	15" x 18"
Power	3 hp / 2,240 W	3 hp / 2,240 W	3 hp / 2,240 W
Electrical	220V / 60Hz / 1Ph	220V / 60Hz / 3Ph	220V / 60Hz / 3Ph
Net Weight	374 lb. / 170 kg.	374 lb. / 170 kg.	419 lb. / 190 kg.
Net Dimensions	43.6" x 47.6" x 87.5"	43.6" x 47.6" x 87.5"	41.4" x 36" x 75.6"
Gross Weight	400 lb. / 181.4 kg.	415 lb. / 188.64 kg.	419 lb. / 190 kg.
Gross Dimensions	40" x 54" x 96"	40" x 54" x 96"	22.4" x 18.9" x 66.7"



10272

FLOOR BAND SAWS WITH AN EXTRA BLADE



FEATURES

- Made of stainless steel and comes with on extra blade
- An essential addition to any butcher establishment

	20237	20236
Model	BS-BR-2820-SS	BS-BR-3150-SS
Blade Length	111"	124"
Cutting Capacity (WH)	10" x 12.75"	12.25" x 14.125"
Power	2 hp	3 hp
Electrical	230V / 60Hz / 1Ph	230V / 60Hz / 1Ph
Consumption	1,470 W / hour	2,200 W / hour
Net Weight	240 lb. / 108.9 kg.	264 lb. / 119.7 kg.
Net Dimensions	38.6" x 36.3" x 73.6"	36.3" x 42.1" x 72.9"
Gross Weight	339 lb. / 153.8 kg.	407 lb. / 184.6 kg.
Gross Dimensions	44.9" x 43.7" x 81.9"	49.2" x 47.6" x 81.9"



20237

20236



Band Saw Blades

OMCAN OUTLASTS COMPETITIVE BLADES BY 4 TO 6 TIMES

Premium quality, precision tooth-set blade is designed to minimize resistance and bone drag-cuts faster, cooler, and straighter. Omcan band saw blades outlasts competitive blades by 4 - 6 times. Closely held tooth tolerances, strong matched welds, and uniform heat-treating eliminate scoring, reduce vibration, and provide consistent blade performance, thinner tooth-set

reduces waste and bone dust by up to 30%. Heat treating process hardens each blade without discoloration. Sturdy blade maintains optimum cutting strength for dependable straight cutting. Cool and clean-cutting teeth provide extended blade life. Fewer blade changes, faster cutting, and better labor cost. Width of blade: 5/8"

Biro Band Saw Blade Reference				
Model	Blade Length	222 Blade	322 Blade	422 Blade
Model 11	78"	10278	10334	10407
Model 22	91"	10290	10344	10410
Model 22 SSH	91"	10290	10344	10410
1433	108"	10298	10358	10419
3334SS-4003	124"	10304	10374	10427
3334SS-4003FH	124"	10304	10374	10427
3334SS	124"	10304	10374	10427
44SS	135	10307	10383	10430

Omcan Band Saw Blade Reference					
Item	Model	Blade Length	222 Blade	322 Blade	422 Blade
19457	BS-CN-1651	65"	10280	10321	10402
19458	BS-CN-2000	78"	10286	10334	10407
45506	BS-IT-1829-M	72"	10284	10328	10404
10274	BS-BR-1880	74"	-----	10330	10405
10270	BS-VE-1981-E	78"	10286	10334	10407
10271	BS-VE-2489-E	98"	10294	10351	10413
10272	BS-VE-3200-S	126"	10305	10377	10428

422 BAND SAW BLADE *4-teeth per inch general/frozen use*

Item	Description
10399	422 60" Band Saw Blade
10401	422 64" Band Saw Blade
10402	422 65" Band Saw Blade
10403	422 66" Band Saw Blade
10404	422 72" Band Saw Blade
10405	422 74" Band Saw Blade
10407	422 78" Band Saw Blade
10408	422 79" Band Saw Blade
16860	422 80" Band Saw Blade
10409	422 81" Band Saw Blade
10410	422 91" Band Saw Blade
10411	422 95" Band Saw Blade
10412	422 96" Band Saw Blade
10413	422 98" Band Saw Blade
10414	422 100" Band Saw Blade

Item	Description
10415	422 102" Band Saw Blade
10416	422 103" Band Saw Blade
10417	422 105" Band Saw Blade
10418	422 106" Band Saw Blade
10419	422 108" Band Saw Blade
10420	422 110" Band Saw Blade
10421	422 112" Band Saw Blade
10422	422 114" Band Saw Blade
10423	422 115" Band Saw Blade
10424	422 116" Band Saw Blade
10425	422 118" Band Saw Blade
10426	422 122" Band Saw Blade
10427	422 124" Band Saw Blade
10428	422 126" Band Saw Blade
10429	422 128" Band Saw Blade
10430	422 135" Band Saw Blade
10431	422 142" Band Saw Blade



322 BAND SAW BLADE *3-teeth per inch general use*

Item	Description
10316	322 60" Band Saw Blade
10317	322 61" Band Saw Blade
10318	322 62" Band Saw Blade
10319	322 63" Band Saw Blade
10320	322 64" Band Saw Blade
10321	322 65" Band Saw Blade
10322	322 66" Band Saw Blade
10323	322 67" Band Saw Blade
10324	322 68" Band Saw Blade
10325	322 69" Band Saw Blade
10326	322 70" Band Saw Blade
10327	322 71" Band Saw Blade
10328	322 72" Band Saw Blade
10329	322 73" Band Saw Blade
10330	322 74" Band Saw Blade
10331	322 75" Band Saw Blade
10332	322 76" Band Saw Blade
10333	322 77" Band Saw Blade
10334	322 78" Band Saw Blade
10335	322 79" Band Saw Blade
10336	322 80" Band Saw Blade
10337	322 81" Band Saw Blade
10338	322 82" Band Saw Blade
10339	322 84" Band Saw Blade
10341	322 88" Band Saw Blade
10342	322 89" Band Saw Blade
10343	322 90" Band Saw Blade
10344	322 91" Band Saw Blade
10345	322 92" Band Saw Blade
10346	322 93" Band Saw Blade
10347	322 94" Band Saw Blade
10348	322 95" Band Saw Blade
10349	322 96" Band Saw Blade
10350	322 97" Band Saw Blade
10351	322 98" Band Saw Blade

Item	Description
10352	322 100" Band Saw Blade
16859	322 101" Band Saw Blade
10353	322 102" Band Saw Blade
10354	322 104" Band Saw Blade
10355	322 105" Band Saw Blade
10356	322 106" Band Saw Blade
10357	322 107" Band Saw Blade
10358	322 108" Band Saw Blade
10360	322 110" Band Saw Blade
10362	322 112" Band Saw Blade
10363	322 113" Band Saw Blade
10364	322 114" Band Saw Blade
10365	322 115" Band Saw Blade
10366	322 116" Band Saw Blade
10367	322 117" Band Saw Blade
10368	322 118" Band Saw Blade
10369	322 119" Band Saw Blade
10370	322 120" Band Saw Blade
10371	322 121" Band Saw Blade
10372	322 122" Band Saw Blade
10373	322 123" Band Saw Blade
10374	322 124" Band Saw Blade
10375	322 125" Band Saw Blade
10377	322 126" Band Saw Blade
10378	322 127" Band Saw Blade
10379	322 128" Band Saw Blade
10380	322 132" Band Saw Blade
10382	322 134" Band Saw Blade
10383	322 135" Band Saw Blade
10387	322 142" Band Saw Blade
10389	322 148" Band Saw Blade
10390	322 154" Band Saw Blade
10391	322 164" Band Saw Blade
17075	322 165" Band Saw Blade



222 BAND SAW BLADE *2-teeth per inch scallop boneless use*

Item	Description
10278	222 63" Band Saw Blade-Boneless
10279	222 64" Band Saw Blade-Boneless
10280	222 65" Band Saw Blade-Boneless
10281	222 66" Band Saw Blade-Boneless
10282	222 68" Band Saw Blade-Boneless
10283	222 69" Band Saw Blade-Boneless
10284	222 72" Band Saw Blade-Boneless
10285	222 77" Band Saw Blade-Boneless
10286	222 78" Band Saw Blade-Boneless
10288	222 81" Band Saw Blade-Boneless
10290	222 91" Band Saw Blade-Boneless
10291	222 93" Band Saw Blade-Boneless
10293	222 96" Band Saw Blade-Boneless

Item	Description
10294	222 98" Band Saw Blade-Boneless
10296	222 104" Band Saw Blade-Boneless
10298	222 108" Band Saw Blade-Boneless
10299	222 112" Band Saw Blade-Boneless
10301	222 118" Band Saw Blade-Boneless
10302	222 120" Band Saw Blade-Boneless
10303	222 122" Band Saw Blade-Boneless
10304	222 124" Band Saw Blade-Boneless
10305	222 126" Band Saw Blade-Boneless
10306	222 128" Band Saw Blade-Boneless
10307	222 135" Band Saw Blade-Boneless
10308	222 142" Band Saw Blade-Boneless
10310	222 148" Band Saw Blade-Boneless





**Known for
Reliability
Since 1921**

**Omcans Is The Authorized Distributor Of Biro®
Which Produces Quality Meat Processing Equipment.**

We carry a full line of meat equipment which includes:
Meat Saws, Meat Tenderizers, Mixer-Grinders, Tabletop Grinders/Mincers,
Floor Model Grinders/Mincers, Meat Room/Deli Slicers, Horizontal Slicers,
Vacuum Tumblers, Poultry Cutters, Frozen Block Chippers, And Patty/Food Formers.

Service is available from locations worldwide. we can custom design
and build any of our meat equipment to meet the demanding needs of
today's meat processors



**Available In Canada Only.
Please call 1-800-465-0234 for further details, and for machine configuration**

BIRO SAW



FEATURES

- Provide reliability and durability to the food processing industry
- True blade alignment allows for excellent blade tracking, giving dependable straight cutting year after year

**BIRO 1.5 HP - MEAT SAW WITH 12" DIAMETER SAW BLADE WHEEL-
STANDARD ALUMINUM HEAD**



Model	Model 22
Finish	Stainless steel, nickel, cast aluminum
Motors	1.5 hp, 1 or 3 phase
Switch	Toggle type standard, thermal overload, waterproof, magnetic available at extra cost.
Blade	5/8" x 91"
Cutting Clearance	12 1/2" H x 11" W
Extra Cost Modifications	Stationary front stainless steel table
Net Dimensions	29" x 20 1/2" x 61 3/8"
Gross Weight	342 lb. (approx.) / 155.45 kg.
Gross Dimensions	32" x 40" x 41"



**BIRO 1.5 HP - MEAT SAW WITH 12" DIAMETER SAW BLADE WHEEL-
STAINLESS STEEL HEAD**



Model	Model 22 SS
Finish	Stainless steel body, stainless steel head and door optional
Motors	1.5 hp, 1 or 3 phase
Switch	Toggle type standard, thermal overload, waterproof, magnetic available at extra cost.
Blade	5/8" x 91"
Cutting Clearance	12 1/2" H x 11" W
Extra Cost Modifications	Stationary front stainless steel table
Net Dimensions	29" x 20 1/2" x 61 3/8"
Gross Weight	362 lb. (approx) / 164.55 kg.
Gross Dimensions	32" x 40" x 41"



BIRO 1.5 HP - MEAT SAW WITH 12" DIAMETER SAW BLADE WHEEL- STANDARD ALUMINUM HEAD



Model	Model 1433
Finish	Stainless steel, nickel
Head Structure	Stainless steel
Motors	3 hp, 3 phase totally enclosed
Switch	Watertight magnetic starter with thermal overload and under voltage protection
Blade And Speed	5/8" x 108", 3550 fpm, higher speed at no cost
Cutting Clearance	14 1/4" H x 13"W
Meat Carriage	Stainless steel, EZ Flow System 23 1/2" L x 15 1/2"W
Extra Modifications	Stationary front table, optional motor voltages
Net Dimensions	31 3/4" x 35" x 68 1/2"
Gross Weight	478 lb. / 217.27 kg.
Gross Dimensions	48" x 37" x 40"



BIRO 2 HP 16" MEAT SAW WITH FIXED HEAD STRUCTURE "ORIGINAL STANDARD"



Model	Model 3334SS
Finish	Stainless steel, nickel
Head structure	Cast aluminum, movable, ratchet tension
Motors	2 hp, 60 Hz, 3 Phase totally enclosed, 1 phase available
Switch	General purpose, thermal overload
Blade and speed	5/8" x 124", 3200 fpm, higher speed at no cost
Cutting Clearance	15 1/2" H x 15 1/2"W
Meat carriage	Stainless steel, 15 1/2" x 23 1/2"
Extra	Stationary front table, optional motor voltages
Modifications	3 and 5 hp Watertight switch, lower removable saw wheel, stainless steel head and door (movable), double saw guide bar, left hand feed with S.S. head, low profile S.S. head structure, water jet, double flange blade wheels, double flange blade wheels, (lower removable), narrow guides, stationary front table, split platter, fast blade change
Gross Weight	538 lb. / 244.55 kg.
Gross Dimensions	38 1/2" x 36 1/2" x 71 3/4"



BIRO 3 HP 16" MEAT SAW WITH MOVABLE CAST ALUMINUM HEAD STRUCTURE



Model	Model 3334SS-4003
Finish	Stainless steel, nickel
Head Structure	Cast Aluminum, movable ratchet tension
Motors	3 hp, 3 phase totally enclosed, 1 phase available
Switch	Watertight magnetic starter with thermal overload and under voltage protection
Blade And Speed	5/8" x 124", 4000 fpm, higher speed at no cost
Cutting Clearance	15 1/2" H x 15 1/2"W
Meat Carriage	Stainless steel, EZ Flow System 25 9/16" L x 15 1/2"W
Extra Modifications	Cord and plug, double flange wheels, lower removable wheels, split rear platter, stainless steel head,
Gross Weight	564 lb. / 256.36 kg.
GrossDimensions	38 1/2" x 36 1/2" x 70 3/4"



Please call for pricing. To find out more about the complete Biro® line of products, please visit us at WWW.OMCAN.COM or call **1-800-465-0234**

Only Available In Canada

BIRO 3 HP - MEAT SAW WITH FIXED STAINLESS STEEL HEAD STRUCTURE



Model	Model 3334SS-4003FH
Finish	Stainless steel, nickel
Head Structure	Cast Aluminum, movable ratchet tension
Motors	3 hp, 3 phase totally enclosed
Switch	Watertight magnetic starter with thermal overload and under voltage protection
Blade And Speed	5/8" x 124", 4000 fpm, higher speed at no cost
Cutting Clearance	15 1/2" H x 15 1/2"W
Meat Carriage	Stainless steel, EZ Flow System 25 9/16" L x 15 1/2"W
Extra Modifications	Cord and plug, double flange wheels, lower removable wheels, split rear platter, stainless steel head,
Gross Weight	564 lb. / 256.36 kg.
Gross Dimensions	38 1/2" x 36 1/2" x 70 3/4"



BIRO 3 HP 18" MEAT SAW WITH STAINLESS STEEL FIXED HEAD



Model	Model 44SSFH
Finish	Stainless steel, nickel
Head And Door	Stainless steel fixed head, removable head door.
Motors	3 hp, 50 or 60 Hz, 3 Phase open
Switch	Watertight magnetic starter with thermal overload and
under voltage protection	5/8" x 124", 4000 fpm, higher speed at no cost
Blade And Speed	Std. 4000 feet (1219 m) per minute approx. Higher blade speed available depending on product to be cut.
Cutting Clearance	17 1/8" H x 17 5/32"W
Meat Carriage	Stainless steel EZ-flow movement with eight stainless steel bearings.
Extra Modifications	Power cord and plug, double movable saw guide bar, stainless steel saw blade wheels, stainless steel saw blade wheels, 1" (25.4 Mm) cast saw blade, accepts 1" (25.4 Mm) wide saw blade, longer ss hex adjustable legs – 2" (51 mm) increments, left hand feed (left to right) available for all listed designs, narrow upper and table guides for
Net Dimensions	38 1/2" x 34 3/4" x 78 3/4"
Gross Weight	700 lb. / 318.18 kg.
Gross Dimensions	54" x 45" x 83"



Please call for pricing. To find out more about the complete Biro® line of products, please visit us at WWW.OMCAN.COM or call 1-800-465-0234

Only Available In Canada

BIRO MIXER GRINDER



BIRO 2-HP AUTO FEED MIXER GRINDER

Plate and knife not included



Model	Model Mini-22
Finish	Stainless steel frame, enclosure, hopper, lid, bowl, ring and auger.
Motors	Auger-2 hp (1,500 W) / 208V / 60 Hz / 1Ph or 3 Ph Mixer-1 hp (750 W), 208V / 50 Hz or 60 Hz / 1Ph or 3 Ph
Drive Systems	Double-reduction, direct-drive, gear motor (both auger & mixer).
bowl type	Size 22, uses size 22 plate and knives
Hopper Capacity	Up to 45 lb.
Output Capacity	Up to 22 lb. (10 kg.) / minute, 1/8"(3.5 mm) plate.
Standard Equipment	Spurt guard, grinder stand w/locking swivelcasters, 10' cord and plug, safety interlock on lid.
Options	Pneumatic footswitch, stainless steel casters, size 22 knives and plate
Net Dimensions	35" x 25.25" x 52"
Gross Weight	530 lb. / 240.4 kg.
Gross Dimensions	44" x 30" x 61"



BIRO 3-HP AUTO FEED MIXER GRINDER

Plate and knife not included



Model	Model Mini-32
Finish	Stainless steel hopper, frame lid, and paddle. Tinned bowl, ring, and auger
Motors	Auger-3 hp, 208V, 60 Hz, 3 phase, 50 Hz, 1 phase, available
Drive Systems	Auger-single reductions chain drive, Mixer double reduction gear drive
Bowl Type	Size 32, uses size 32 plate and knives
Hopper Capacity	Up to 50 lb.
Output Capacity	Up to 68 lb. / minute
Standard Equipment	No inlet (solid tub), removable for easier cleaning, spurt guard, ring wrench, grinder stand with locking swivel casters, operating and safety manual.
Options	Size 32 knives and plates, pneumatic foot switch, stainless steel casters, 200 volt motor.
Net Dimensions	39" x 59" x 57.5"
Gross Weight	540 lb. / 245.45 kg.
Gross Dimensions	48" x 31" x 60"



Please call for pricing. To find out more about the complete Biro® line of products, please visit us at WWW.OMCAN.COM or call 1-800-465-0234

Only Available In Canada

BIRO - MIXER GRINDERS

BIRO 3-HP AUTO FEED MIXER GRINDER

Plate and knife not included



Model	Model AFMG24	
Finish	Stainless steel hopper, frame lid, and paddle. Tinned bowl, ring, and auger	
Motors	Standard: 5 hp, 208V, 60 Hz, 3 Phase	Optional (Extra cost): 7 1/2 hp, 208V, 60 Hz, 3 Phase 5 hp, 220V, 60 Hz, 1 Phase
Drive Systems	Tandem single reduction of oil bath speed reducers with heavy-duty mechanical clutch	
Bowl Type	Size 32, uses size 32 plate and knives	
Hopper Capacity	Up to 140 lb.	
Output Capacity	Up to 68 lb. / minute	
Standard Equipment	Splash guard, ring wrench, 8' cord, and plug on 3 phase only, no inlet hopper (solid tub), stainless steel 2nd grind paddle with hook, ring wrench, receptacle for pneumatic footswitch, operating and safety manual.	
Options	Size 32 plate and knife, pneumatic or electric footswitch, stainless steel bowl, ring, and auger (enterprise or unger), adjustable legs and casters, 7.5hp motor, meat lug holder, right or left feed inlet with connections for tandem systems.	
Net Dimensions	40 1/2" x 21 3/4" x 59 1/4"	
Gross Weight	5 hp: 669 lb. /304 kg. 7-1/2 hp: 725 lb. /329.55 kg.	
Gross Dimensions	47" x 35" x 61"	



BIRO 7 1/2-HP ERGONOMIC AUTO FEED MIXER GRINDER WITH SIZE 32 BOWL

Plate and knife not included



Model	Model EMG-32	
Finish	Stainless steel hopper, frame lid, and paddle. Tinned bowl, ring, and auger	
Motors	Auger: 7 1/2 hp 208V, 60 Hz, 3 Phase Mixer: 3/4 hp, 208 V 60 Hz, 3 Phase	
Drive systems	Auger-single reduction chain drive	Mixer-double reduction chain drive
Bowl type	Size 32, uses size 32 plate and knives	
Hopper capacity	Up to 150 lb.	
Output capacity	Up to 80 lb. / minute first grind. Up to 56 lb. / minute second grind	
Standard Equipment	No inlet (solid tub) hopper, spurt guard, ring wrench, pneumatic footswitch, 11' cord and plug, reversible paddles, meat cart less lugs, locking swivel casters with prevents additive, bowl nut wrench, operating and safety manual.	
Options	Size 32 plate and knife, electric foot, switch, 35° right and left side hopper inlet with connections for tandem operations, stainless steel bowl and ring (enterprise or unger).	
Net Dimensions	52" x 29" x 52"	
Gross Weight	920 lb. / 418.18 kg.	
Gross Dimensions	61" x 40" x 62"	



Please call for pricing. To find out more about the complete Biro® line of products, please visit us at WWW.OMCAN.COM or call 1-800-465-0234

Only Available In Canada

BIRO 7 1/2 HP AUTO FEED MIXER GRINDER WITH SIZE 48 BOWL

*Plate and knife not included*

Model	Model AFMG-48
Finish	Stainless steel hopper, frame lid, and paddle. Tinned bowl, ring, and auger
Motors	Auger: 7 1/2 hp 208V, 60 Hz, 3 Phase. Mixer: 1 3/4 hp, 208 V 60 Hz, 3 Phase
Drive Systems	Auger-single reduction chain drive. Mixer -direct drive
Bowl Type	Size 48, uses size 32 plate and knives
Hopper Capacity	Up to 200 lb.
Output Capacity	Up to 65 lb. /minute
Standard Equipment	Splash guard, ring wrench, 10' cord and plug, locking swivel casters with Prevenz™ additive, right side or no inlet hopper
Options	Size 32 plate and knife, 10 hp auger motor, electric or pneumatic footswitch, stainless steel ring, auger, and bowl. Accessory cleaning and storage rack, extra long stainless steel legs, connecting horn and seal for tandem operations. Left inside hopper.
Net Dimensions	27" x 25" x 54 7/8"
Gross Weight	875 lb. / 397.73 kg.
Gross Dimensions	50" x 35" x 64"



BIRO 7 1/2 HP AUTO FEED MIXER GRINDER WITH SIZE 52 BOWL

*Plate and knife not included*

Model	Model AFMG-52
Finish	Stainless steel hopper, frame lid, and paddle. Tinned bowl, ring, and auger
Motors	Auger: 7 1/2 hp 208V, 60 Hz, 3 Phase. Mixer: 1 3/4 hp, 208 V 60 Hz, 3 Phase (Other voltages call factory)
Drive Systems	Auger-single reduction chain drive. Mixer -direct drive
Bowl Type	Size 52, uses size 52 plate and knives
Switch	Watertight magnetic switch system with thermal overload protection. Magnetic safety interlocks on hopper lid, includes 12' 6-4 power cord.
Hopper Capacity	Up to 200 lb.
Output Capacity	Up to 110 lb. /minute
Standard Equipment	Splash guard, ring wrench, 10' cord and plug, locking swivel casters with Prevenz™ additive, right side or no inlet hopper
Options	Size 52 plate and knife, 10 hp auger motor, electric or pneumatic footswitch, stainless steel ring, auger, and bowl. Accessory cleaning and storage rack, extra long stainless steel legs, connecting horn and seal for tandem operations. Left inside hopper.
Net Dimensions	27" x 25" x 54 7/8"
Gross Weight	905 lb. /411.36 kg.
Gross Dimensions	50" x 35" x 64"



Please call for pricing. To find out more about the complete Biro® line of products, please visit us at WWW.OMCAN.COM or call 1-800-465-0234

Only Available In Canada

BIRO - MIXER GRINDERS

BIRO 10 HP AUTO FEED MIXER GRINDER WITH SIZE 52 BOWL

Plate and knife not included



Model	Model AFMG-52-4
Finish	Stainless steel hopper, frame lid, and paddle. Tinned bowl, ring, and auger
Motors	Auger 10 hp totally enclosed motor. Mixer 5HP totally enclosed (Call for other voltages)
Drive Systems	Auger-single reduction chain drive (35 pitch-4 row) roller drive chain with tapered roller bearings; Mixer -double reduction gear box and open face gear drive.
Bowl Type	Size 52, uses size 52 plate and knives
Switch	Watertight magnetic switch system with thermal overload protection. Magnetic safety interlocks on hopper lid, includes 12' 6-4 power cord.
Hopper Capacity	Up to 400 lb.
Output Capacity	Up to 110 lb. / minute
Standard Equipment	35 Degree right hand inlet, stainless steel 2nd grind paddle with center arm, adjustable legs with casters, spurt guard and ring wrench.
Options	Size 52 plate and knife, electrical or pneumatic footswitch, left hand 35 degree side inlet, left or right 90 degree straight side inlet, hopper with no inlet, connections for tandem operations, continuous feed lid, stainless steel bowl, ring and auger (enterprise or unger).
Net Dimensions	40 13/64" x 32 7/8" x 71 15/16"
Gross Weight	1440 lb. / 654.55 kg.
Gross Dimensions	60" x 44" x 70"



BIRO 15 HP AUTO FEED MIXER GRINDER WITH SIZE 56 BOWL *Plate and knife not included*

Model	Model AFMG-56-4
Finish	Stainless steel hopper, frame lid, and paddle. Tinned bowl, ring, and auger
Motors	Auger: 15 hp 208V, 60 Hz, 3 Phase Mixer: 3/4 hp, 208 V 60 Hz, 3 Phase
Drive Systems	Auger-single reduction synchronous drive belt. Mixer -double reduction synchronous drive belt.
Bowl Type	Size 56, uses size 56 plate and knives
Hopper Capacity	Up to 400 lb.
Output Capacity	Up to 200 lb. /minute
Standard Equipment	No inlet (solid tub) hopper, gas cylinder to assist lid opening, spurt guard, ring wrench, S.S. bowl, ring auger, operating and safety manual.
Options	Size 56 knife and plate, electrical or pneumatic footswitch, cast iron hot tin dipped bowl, ring and auger, rod style grated lid for continuous feed, locking swivel casters, 90° straight or 35° angle, right or left inlet with connections for tandem operations, casters.
Net Dimensions	59 5/16" x 35 7/8" x 57 5/16"
Gross Weight	2060 lb. / 936.36 kg.
Gross Dimensions	67" x 48" x 76"



Please call for pricing. To find out more about the complete Biro® line of products, please visit us at WWW.OMCAN.COM or call 1-800-465-0234

Only Available In Canada

BIRO 20 HP AUTO FEED MIXER GRINDER WITH SIZE 56 BOWL

Plate and knife not included



Model	Model AFMG-56-MKIII
Finish	Stainless steel hopper, frame, bowl, ring, auger and paddles
Motors	Auger: 20 hp 208V, 60 Hz, 3 Phase Mixer: 5 hp, 208 V 60 Hz, 3 Phase
Drive Systems	Auger-single reduction synchronous drive belt. Mixer -double reduction synchronous drive belt.
Bowl Type	Size 56, uses size 56 plate and knives
Hopper Capacity	Up to 800 lb.
Output Capacity	Up to 250 lb. /minute
Standard Equipment	No inlet (solid tub) hopper, pneumatic lid opener regulated to 45 Psi, spurt guard, ring wrench, operating and safety manual.
Options	Size 56 knives and plates, cast iron hot tin-dipped bowl, ring and auger, rod style grated lid for continuous feed, locking swivel casters, 90° straight right or left inlet with connections for tandem operations.
Net Dimensions	61 5/8" x 53" x 74 1/2"
Gross Weight	2526 lb. / 1148.18 kg.
Gross Dimensions	73" x 65" x 82"

**BIRO 1 HP MANUAL FEED GRINDER WITH SIZE 22 BOWL**

Plate and knife not included



Model	Model 822SS
Finish	High polish stainless steel case, tinned bowl, ring, and worm
Motors	1 hp (750 W), 115/230V, 60Hz 1 or 3 Phase open standard;
Switch	Toggle activator with magnetic contactor
Feed Pan	Stainless steel standard 20" L x 13" W x 2.5" D
Transmission	High torque drive, 95% efficient
Bowl Type	size 22, straight side
Capacity	12-16 lb. / minute.
Standard Equipment	Meat stomper, 6' cord and plug, 115 volt.
Options	Size 22 plate and knife
Net Dimensions	23.4" x 13" x 20.25"
Gross Weight	121 lb. / 54.9 kg.
Gross Dimensions	16" x 28.5" x 24"



Please call for pricing. To find out more about the complete Biro® line of products, please visit us at WWW.OMCAN.COM or call 1-800-465-0234

Only Available In Canada

BIRO 1 HP MANUAL FEED GRINDER WITH SIZE 22 BOWL



Plate and knife not included

Model	Model 922SS
Finish	High polish stainless steel case, tinned bowl, ring and worm.
Motors	1 hp, 115/230V, 60 Hz, 1 or 3 Phase totally enclosed standard
Switch	Toggle
Feed Pan	Stainless steel standard 20" L x 13" W x 2 1/2" D
Transmission	High torque drive, 95 % efficient.
Bowl Type	Size 22
Capacity	10-16 lb. per minute
Standard Equipment	Meat stomper, 6' cord and plug, 115 volt.
Options	Size 22 plate and knife
Net Dimensions	28 1/4" x 15 1/2" x 22"
Gross Weight	148 lb. /67.27 kg.
Gross Dimensions	18" x 31" x 27"



BIRO 2 HP MANUAL FEED GRINDER WITH SIZE 42 BOWL



Plate and knife not included

Model	Model 6642
Finish	High polish stainless steel case, tinned bowl, ring, and worm
Motors	2 hp, 1 or 3 Phase standard
Switch	Waterproof push-button with magnetic contactor
Feed Pan	Stainless steel standard, removable, 39" x 20" x 4 3/4"
Transmission	Biro built, double reduction steel gear type oil bath
Bowl Type	Size 42, flared, uses size 32 knife and plate
Capacity	Up to 41 lb. / minute
Legs	4" standard, 22" available at extra cost
Standard Equipment	Splash guard, bowl guard, meat stomper, ring wrench
Options	Size 32/42 knife and plate (specify plate hole size required), power cord less plug, longer 22" (55.5 cm) aluminum legs,
solid stomper.	28 1/4" x 15 1/2" x 22"
Net Dimensions	39" x 22" x 26.6"
Gross Weight	280 lb. (for 1); 260 lb. (for 3 ph)
Gross Dimensions	25" x 45" x 31"



Please call for pricing. To find out more about the complete Biro® line of products, please visit us at WWW.OMCAN.COM or call 1-800-465-0234

Only Available In Canada

BIRO 3 HP MANUAL FEED GRINDER WITH SIZE 45 BOWL*Plate and knife not included*

Model	Model 346SS
Finish	Stainless steel case, tray and guard, tinned bowl, ring, and worm
Motors	3 hp, various voltages, 60 Hz, 1 Phase or 3 Phase
Switch	Magnetic type with thermal overload and under voltage protection
Feed Pan	Left hand feed, removable 45" x 24" x 7 1/4"
Transmission	Heavy-duty roller chain drive
Bowl Type	Size 45, straight chute type, uses size 32 knife and plate
Capacity	25-40 lb. /minute
Standard Equipment	11" (280 Mm) aluminum legs, spurt guard, stomper, ring wrench, bowl guard on feed pan
Options	Size 32 knife and plate, longer legs, power cord, 220/380-50-3, 220-50-1, stainless steel bowl assembly (enterprise or unger), solid stomper, right hand feed pan.
Net Dimensions	45" x 24" x 45"
Gross Weight	432 lb. (for 1); 435 lb. (for 3 ph)
Gross Dimensions	30" x 59" x 41"

**BIRO 5 HP OR 7 HP MANUAL FEED GRINDER WITH SIZE 48 OR 52 BOWL***Plate and knife not included*

Model	Model 548SS, 7548SS, 552SS, 7552SS HHP
Finish	Stainless steel case, tray, and guard, tinned bowl, ring, and worm
Motors	5, or 7 1/2 hp, various voltages, 60 Hz, 1 Phase (5 hp only) or 3 Phase
Switch	Magnetic type with thermal overload and under voltage protection.
Feed Pan	Left hand feed, removable, 52" L x 29" W x 9"D
Transmission	Heavy-duty roller chain drive.
Bowl Type	Size-48 or 52 flared, uses size 32 or 52 knife and plate.
Capacity	1500 to 6000 lb. hour
Standard Equipment	Aluminum legs (see schematic), spurt guard, stomper, ring wrench, bowl guard on feed pan, operating and safety manual.
Options	Size 32 knife and plate, longer legs aluminum or steel with cross bracing, various motors (see chart), solid stomper, connections for mixer grinder systems, right hand.
Net Dimensions	55" x 29" x 42 3/4"
Gross Weight	502 lb. (5488SS) 517 lb. (7548SS, 552SS) 527 lb. (7552SS)
Gross Dimensions	18" x 31" x 27"



Please call for pricing. To find out more about the complete Biro® line of products, please visit us at WWW.OMCAN.COM or call **1-800-465-0234**

Only Available In Canada

BIRO 10 HP OR 15 HP MANUAL FEED GRINDER WITH SIZE 56 BOWL

Plate and knife not included



Model	Model 1056SS, 1556SS HHP
Finish	Stainless steel case, tray, and guard, tinned bowl, ring, and worm
Motors	10 or 15 hp, various voltages, 60 Hz, 3 Phase,
Switch	Magnetic type with thermal overload and under voltage protection.
Feed Pan	Left hand feed, removable, 52" L x 29" W x 9"D
Transmission	Heavy-duty roller chain drive.
Bowl Type	Size-56 flared, uses size 56 knife and plate.
Capacity	7500 lb. hour
Standard Equipment	Aluminum legs (see schematic), spurt guard, stomper, ring wrench, bowl guard on feed pan, operating and safety manual.
Options	Size 32 knife and plate, longer legs aluminum or steel with cross bracing, various motors (see chart), solid stomper, connections for mixer grinder systems, right hand.
Gross Weight	703 lb. (1056SS) 706 lb. (1556SS)
Dimensions	58 3/4" x 29" x 42 3/4"



BIRO VACUUM MARINATING TUMBLERS



BIRO VACUUM MARINATING TUMBLERS WITH 40-LB CAPACITY STAINLESS STEEL DRUMS



Model	Model VTS-41	Model VTS-42
Finish	Stainless steel frame, except wheels and lid gasket	
Drum Motors	1/25 hp, 115V, 60 Hz, 1 Phase.	
Vacuum Pump	Remote Pump 1/8 hp, (138W) with filter on hose	Self-Contained Pump 1/8 hp, (138W) with external filter on case
Capacity	40 lb. capacity stainless steel drum	
Standard Equipment	6' cord and 3 prong plug for 115V / 60Hz / 1Ph	5' cord and 3 prong plug for 115-60-1, 5' cord and 3 prong plug for 220V/60/1 and 220V/50/1
Options	50 Hz motor for 42, variable speed motor available	
Net Dimensions	30" x 15 1/4" x 18 1/2"	
Gross Weight	58 lb. carton #1 37 lb. carton #2	70 Lb. carton #1 20 lb. carton #2
Gross Dimensions	carton 1: 19" x 35" x 12" carton 2: 16" x 16" x 19"	carton 1: 19" x 35" x 12" carton 2: 16" x 16" x 19"



VTS-42



Please call for pricing. To find out more about the complete Biro® line of products, please visit us at WWW.OMCAN.COM or call **1-800-465-0234**

Only Available In Canada

BIRO - VACUUM MARINATING TUMBLERS

50 HZ MOTOR FOR 44, VARIABLE SPEED MOTOR, 40 LB STAINLESS STEEL DRUM



Model	Model VTS-43	Model VTS-44
Finish	Stainless steel frame, except wheels and lid gasket	
Drum Motors	1/25 hp, 115V, 60 Hz, 1 Phase.	
Vacuum Pump	Remote Pump 1/8 hp, (138W) with filter on hose	Self-Contained Pump 1/8 hp, (138W) with external filter on case
Capacity	Twin 20 lb. capacity stainless steel drums	
Standard Equipment	6' cord and 3 prong plug for 115V / 60Hz / 1Ph	5' cord and 3 prong plug for 115-60-1, 5' cord and 3 prong plug for 220V/60/1 and 220V/50/1
Options	50 Hz motor for 44, variable speed motor, 40 lb stainless steel drum	
Net Dimensions	30" x 15 1/4" x 18 1/2"	
Gross Weight	63 lb. / 28.64 kg. (carton 1), 18 lb. / 8.18 kg. (carton 2), 20 lb. / 9 kg. (carton 3)	78 lb. / 35.45 kg. (carton 1), 21 lb. / 9.55 kg. (carton 2)
Gross Dimensions	37" x 20" x 12" (carton 1), 13" x 10" x 12" (carton 2), 15" x 15" x 22" (carton 3)	37" x 20" x 12" (carton 1), 15" x 15" x 22" (carton 2)



BIRO VACUUM MARINATING TUMBLERS WITH 100-LB CAPACITY STAINLESS STEEL DRUMS



Item	20366
Model	Model VTS100
Finish	Stainless steel frame, drum and case
Drum Motors	3/4 hp Variable Speed, 115V, 60Hz, 1 Phase
Vacuum Pump	3/4 hp, 115 V, 60 Hz, 1 Phase. External trap with filter
Drum Capacity	100 lb. approx.
Standard Equipment	5" Locking swivel casters, drain cap wrench, external moisture trap with removal tool, internal in-line filter, 1 extra filter element, 8' cord and plug 115v, 8' cord no plug 220v, 4 adjustable, quick release toggle clamps on lid, silicone lid gasket, operating and safety manual
Net Dimensions	54" x 26" x 46"
Gross Weight	640 lb. / 290.91 kg.
Gross Dimensions	72" x 42" x 53"



BIRO VACUUM MARINATING TUMBLERS WITH 500-LB CAPACITY STAINLESS STEEL DRUMS



Item	20249
Model	Model VTS500
Finish	Stainless steel frame, drum and case
Drum Motors	3/4 hp Variable Speed, 115V, 60Hz, 1 Phase
Vacuum Pump	3/4 hp, 115 V, 60 Hz, 1 Phase. External trap with filter
Drum Capacity	500 lb. approx.
Standard Equipment	5" Locking swivel casters, drain cap wrench, external moisture trap with removal tool, internal in-line filter, 1 extra filter element, 8' cord and plug 115v, 8' cord no plug 220v, 4 adjustable, quick release toggle clamps on lid, silicone lid gasket, operating and safety manual
Net Dimensions	73 1/4" x 30" x 50"
Gross Weight	833 lb. / 378.64 kg.
Gross Dimensions	96" x 42" x 57"



Please call for pricing. To find out more about the complete Biro® line of products, please visit us at WWW.OMCAN.COM or call 1-800-465-0234

Only Available In Canada

BIRO HORIZONTAL SLICER WITH MECHANICAL THICKNESS ADJUSTMENTS



Model	Model 109PCM
Electrical	2 hp, 208/ 220/440 volts, 60 Hz, 3 Phase, 1,500 W, 220/380/4V, 50 Hz, 3Ph, 10'cord no plug. Must specify exact voltage prior to ordering.
Finish	Stainless steel frame and skin. Lexan chamber lids.
Chamber Size	9"H x 10" W x 30" L
Safety	Magnetic interlocks on all doors, brake motor, locking casters, OSHA lockout power switch
Blades	Stainless steel curved sickle type. Two blades supplied with each machine, one smooth or serrated blade on the machine and whichever one you want extra.
Blade Speed	Up to 170 cuts per minute
Controller	Main on off, run or jog, push button start,
emergency "E" stop	Aluminum legs (see schematic), spurt guard, stomper, ring wrench, bowl guard on feed pan, operating and safety manual.
Cut Thickness	1/16" plus minimum or 1 1/8" maximum
Standard Equipment	5"Dia. total-lock swivel casters with Prevenz™, operating manual, 15' cord no plug
Net Dimensions	79 11/16" x 33 1/2" x 49"
Gross Weight	944 lb. / 429 kg.
Gross Dimensions	85" x 40" x 60"



BIRO HORIZONTAL SLICER (ELECTRONIC PROGRAM)



Model	Model 109PC
Electrical	3 hp, 208/ 220/440 volts, 60 Hz, 3 Phase, 2,200 W, 220/380/415V, 10'cord no plug. Must specify exact voltage prior to ordering.
Finish	Stainless steel frame and skin. Lexan chamber lids.
Chamber Size	9"H x 10" W x 30" L
Safety	Magnetic interlocks on all doors, brake motor, locking casters, OSHA lockout power switch
Blades	Stainless steel curved sickle type. Two blades supplied with each machine, one smooth or serrated blade on the machine and whichever one you want extra.
Blade Speed	Up to 180 cuts per minute
Controller	Electronic, splash proof, user friendly keypad in English or metric, programmable up to 7 programs, automatic transport return
Cut Thickness	1/16" plus minimum or 30" maximum
Standard Equipment	5"Dia. total-lock swivel casters with Prevenz™, operating manual, 15' cord no plug
Net Dimensions	77" x 33 1/2" x 36 1/2"
Gross Weight	1015 lb. / 461.36 kg.
Gross Dimensions	85" x 40" x 60"



Shown with conveyor



Please call for pricing. To find out more about the complete Biro® line of products, please visit us at WWW.OMCAN.COM or call 1-800-465-0234

Only Available In Canada

BIRO PRO-9 SERIES TENDERIZERS *Optional strip cutter cradles*



Model	PRO-9 SD - 1/2 hp	PRO-9 HD - 1/2 hp	PRO-9 HD - 3/4 hp
Finish	Stainless steel, cast aluminum		
Hopper Cover	Lexan or stainless steel		
Motors	1/2 hp or 3/4 hp, 1 or 3 phase open type,		
Switch	On/Off Toggle type with cover safety switch		
Transmission	SD (standard duty) Adjustable V belt; HD 9 (heavy-duty) High Torque Drive		
Cutting Groups	Stainless steel with stainless steel pacers and combs		
No Cost Options	140 RPM roller speed is available on heavy-duty units only upon request		
Extra Cost Options	For SD and HD units scoring rollers and star rollers		
Net Dimensions	13" x 16.5" x 16"	13" x 16.5" x 16"	13" x 16.5" x 16"
Gross Weight	74 lb. / 33.64 kg.	75 lb. / 34 kg.	78 lb. / 35.45 kg.
Gross Dimensions	20" x 20" x 20"	20" x 20" x 20"	20" x 20" x 20"




Standard Cube Steak
Tenderizing/ Knitting

OPTIONAL CUTTING CRADLE ASSEMBLIES *Stir Fry/Stew Cutter Blade Spacing: 1/4", 3/8" x 9/16", 3/4", 1", 1 1/4", 1 9/16", and 2"*

Item	Descriptions	Cover Type	PRO-9 SD - 1/2 hp	PRO-9 HD - 1/2 hp	PRO-9 HD - 3/4 hp
TA3130-50	Cutlet (tenderizing) cradle	SS	EC	EC	EC
TA3130-9A	1/4"/6.3 Stew-strip cradle	L	NA	EC	EC
TA3130-5A	3/8"/9.5 Stew-strip cradle	L	NA	EC	EC
TA3130-4A	9/16"/14.3 Stew-strip cradle	L	EC	EC	EC
TA3130-1A	3/4"/19.1 Stew-strip cradle	L	EC	EC	EC
TA3130-14A	7/8"/22.2 Stew-strip cradle	L	EC	EC	EC
TA3130-2A	1"/25.4 Stew-strip cradle	L	EC	EC	EC
TA3130-3A	1-1/4"/31.7 Stew-strip cradle	L	EC	EC	EC
TA3130-7A	1-9/16"/39.7 Stew-strip cradle	L	EC	EC	EC
TA3130-8A	2"/50.8 Stew-strip cradle	L	EC	EC	EC
TA3130-36	Star blade roller cradle	L	EC	EC	EC
TA3130-20	Scoring cradle, 0" roller gap	L	EC	EC	EC
TA3130-21	Scoring cradle, 1/16"/1.6 roller gap	L	EC	EC	EC
TA3130-22	Scoring cradle, 1/8"/3.2 roller gap	L	EC	EC	EC
TA3130-23	Scoring cradle, 3/16"/4.8 roller gap	L	EC	EC	EC
TA3130-24	Scoring cradle, 1/4"/6.4 roller gap	L	EC	EC	EC

EC = Extra Cost **L** = Lexan **NA** = Not Available **SS** = Stainless Steel

Optional Cradle Assemblies:



BIRO CHIPPER



Item	18915
Model	Model FBC-4800SS
Finish	Stainless steel construction
Motors	5 hp, 208/220, 440-60-3, 220/380-415-50-3
Switch	Magnetic type with low voltage and overload protection
Feed Pan	Oil bath with heavy-duty bronze gear lifted directly to motor.
Standard Equipment	Polyethylene product receptacle, product receptacle dolly, floor bolt down locator chocks, operating and safety manual.
Net Dimensions	46" x 24" x 51"
Gross Weight	610 lb. / 277.27 kg.
Gross Dimensions	54" x 45" x 38"




BIRO PATTY FORMER



FEATURES

- Key feature is the design of the Mold (die) in the drum
- Operator can select product Weight by changing the drum die depth (thickness) up to 3/4" (19mm)
- Do not need different die cups and plates each time you want to change Weight
- Compact, have a small foot print, and are easy to clean-up
- Reliable, versatile and are a real value-added profit center all their own
- 1 single round hole drum mold included. *Contact us for other drum molds*



Item	46729	21659	31558
Model	F1000	F2000PLUSB	F4000PLUSB
Finish	Stainless steel body, hopper, hopper cover	Anodized polished aluminum body with stainless steel enclosures	
Product	Protein		
Motor	0.5 hp, 115V, 60 Hz 1 Ph	1HP, 115V 60 Hz 1 Ph	
Production	1300 Single shape/hour	1000-3500 Single shapes/hour	4000 Single shapes/hour
Shape Size	1" to 4 3/4"		
Hopper Size	4.2 gallons / 16 L	6.6 gallons / 25 L	
Net Dimensions	22.8" x 20.5" x 23.3"	24" (43" with conveyor) x 23" x 28" (35" with extended hopper)	
Gross Weight	168 lb. / 76.2 kg.	173 lb. / 78.64 kg.	
Gross Dimensions	30" x 27" x 29"	27" x 30" x 40"	

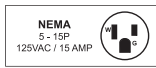


Please call for pricing. To find out more about the complete Biro® line of products, please visit us at WWW.OMCAN.COM or call 1-800-465-0234

Only Available In Canada

Bowl Cutters

EUROPEAN BOWL CUTTERS



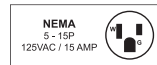
FEATURES

- Ideal for mincing, chopping and pureeing a variety of foods
- Cleaning is quick and simple
- All bowls are made of stainless steel
- 3, 4, 6, 9 QT models are made of die-cast and extruded aluminum, and have a safety microswitch on the lid
- With variable speed control



	3 QT	4 QT	6 QT	9 QT
Item	10830	47261	47269	47083
Model	FP-IT-0003	FP-IT-0004-VT	FP-IT-0006-VT	FP-IT-0009-VT
Capacity	3.0 QT	4 L / 4 QT	6 L / 6 QT	9 L / 9 QT
Power	0.4 hp / 2,900 W	0.5 hp / 350 W	0.5 hp / 350 W	1 hp / 700 W
Electrical	110V / 60Hz / 1Ph	110 V / 60Hz / 1Ph	110 V / 60Hz / 1Ph	110 V / 60Hz / 1Ph
RPM	1,400 RPM	600 - 2800 RPM	600 - 2800 RPM	600 - 2800 RPM
Net Weight	28 lb. / 12.73 kg.	29.8 lb. / 13.5 kg.	32 lb. / 14.5 kg.	50.7 lb. / 23 kg.
Net Dimensions	21" x 10" x 11.5"	18" x 11.7" x 11.8"	18" x 12" x 14.3"	22" x 13.7" x 16.5"
Gross Weight	29 lb. / 13.18 kg.	35.3 lb. / 16 kg.	37.5 lb. / 17 kg.	57.3 lb. / 26 kg.
Gross Dimensions	19" x 15" x 15"	11.8" x 19.9" x 14.6"	11.8" x 19.9" x 17"	14.4" x 23.6" x 19"

6L & 9L CAPACITY BOWL CUTTERS *Not recommended to make a large batch of hummus*



FEATURES

- Made of high quality stainless steel with polished surface
- Equipped with a 1-HP motor with variable speed control
- Comes with a safety switch
- Easy to clean

	6 QT Capacity	9.5 QT Capacity
Item	23545	23546
Model	FP-CN-0006	FP-CN-0009
Capacity	4.22 - 6.35 QT / 4 - 6 L	6.35 - 9.50 QT / 6 - 9 L
Power	1 HP / 750 W	1 hp / 750 W
Electrical	110V / 60Hz / 1Ph	110V / 60Hz / 1Ph
RPM	1,100 - 2,800	1,100 - 2,800
Net Weight	42 lb. / 19 kg.	44 lb. / 20 kg.
Net Dimensions	15" x 11" x 15"	18.50" x 11.41" x 17"
Gross Weight	46 lb. / 20.86 kg.	49 lb. / 22 kg.
Gross Dimensions	23" x 15" x 18"	23" x 16" x 19"



BOWL CUTTERS

12L/12QT BOWL CUTTER PROCESSOR



FEATURES

- Made of high quality stainless steel with a polished surface
- Equipped with a 1-HP motor with adjustable speed
- Comes with a safety switch
- Stainless steel bowl
- Easy to clean and no tools required
- With variable speed control

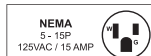
Item	47507
Model	FP-CN-0012
Capacity	12 L / 3 gal
Bowl Size	Φ253 x 250 mm
Bowl Capacity	5.6
RPM	986 ~ 2470
Power	2.68 hp / 2,000 W
Electrical	110V / 60Hz / 1Ph
Net Weight	48 lb. / 21.8 kg.
Net Dimensions	12.4" x 20.6" x 19.3"
Gross Weight	52 lb. / 23.6 kg.
Gross Dimensions	15.2" x 22.4" x 20.9"



47507

*Note: This unit is not designed for hummus.

10L CAPACITY BOWL CUTTER



FEATURES

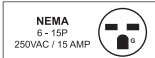
- Ideally for chopping and emulsification of meats and vegetables
- Enclosed gear drive offers optimal power and consistent performance
- Body is anodized aluminum and the bowl is stainless steel
- Equipped with a shut-off micro-switch for added safety
- Not recommended to make a large batch of hummus
- With variable speed control

Item	47191
Model	FP-CN-0010
Capacity	10 L / 3 gal
Productivity	218 kg./h
RPM	1450
Power	1 hp / 750 W
Amps	6.8 A
Electrical	110V / 60Hz / 1Ph
Bowl Dimensions	18.1" Diameter x 3.3" Depth
Net Weight	110.2 lb. / 50 kg.
Net Dimensions	30" x 20.3" x 17.8"
Gross Weight	144.4 lb. / 65.5 kg.
Gross Dimensions	33.6" x 23.7" x 23.7"



47191

15-LITER BOWL CUTTER



FEATURES

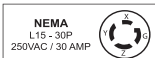
- 7" touchscreen indicating knife speed, temperature, elapsed time, Amps time
- Variable cutting speed: variable 750 - 3000 RPM + 4 programmed speeds
- Emergency stop button
- Programmable automatic stop triggered by elapsed time or temperature limit
- Removable 3-knife head, optionally with 6 knives
- Strong, all stainless steel construction, solid s/s bowl and lid
- Adjustable, anti-vibration machine feet

Item	46215
Model	FP-ES-0015
Bowl Volume	15 L / 4 gal
Mixture Bowl Capacity (Approx.)	Soft Meat: 9 - 26 lb / 4 -12 kg. Tough Meat: 9 - 18 lb / 4 - 8 kg.
RPM	750-3000 RPM
Power	3 hp / 2,300 W
Amps	12.5 A
Electrical	225V / 60Hz / 1Ph
Net Weight	364 lb. / 165 kg.
Net Dimensions	25" x 36" x 22"
Gross Weight	425.4 lb. / 193 kg.
Gross Dimensions	40" x 31" x 30"
Optional Items	6-knife head, Single phase motor (1 speed-2.5 hp)



46215

30-LITER BOWL CUTTER



FEATURES

- 7" touchscreen indicating knife speed, temperature, elapsed time, Amps time
- Variable cutting speed: variable 750 - 3000 RPM + 4 programmed speeds
- Emergency stop button
- Adjustable, anti-vibration machine feet
- Programmable automatic stop triggered by elapsed time or temperature limit
- Removable 3-knife head, optionally with 6 knives
- Knife lid assisted with pneumatic piston, automatic stop of the knives when opening lid watertight electric cabinet
- Strong, all stainless steel construction, solid s/s bowl and lid.

Item	46216
Model	FP-ES-0030
Bowl Volume	30 L / 8 gal
Mixture Bowl Capacity (Approx.)	Soft Meat: 11 - 48 lb.5 - 22 kg. Tough Meat: 11 - 33 lb. / 5 - 15 kg.
Knife Speed	750-3000 RPM
Power	7.5 hp / 5,600 W
Amps	13.2 A
Electrical	208V / 60Hz / 3Ph
Net Weight	728 lb. / 330 kg.
Net Dimensions	37" x 41" x 62" (open lid)
Gross Weight	881.8 lb. / 400 kg.
Gross Dimensions	46.5" x 41" x 52"
Optional Items	6-knife head, Single phase motor (1 speed-2.5 hp)



46216

BOWL CUTTERS

30-LITER BOWL CUTTER



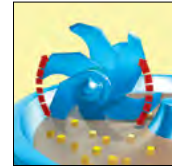
FEATURES

Standard

- 2 independent motors (bracket knife and bowl) & Two 2 speed motors
- With variable speed control
- 6 knife head and compensating rings to use for 3-knife head
- Anti-noise lid
- All stainless steel
- Water resistant switchboard



Front lid



Optional slow knife mixing speed in 2 directions



Standard removable 6 and 3-knife head

Item	10879
Model	FP-ES-0050
Bowl Volume	50 L / 13 gal
Mixture Bowl Capacity (Approx.)	81.5 lb. / 37 kg.
Bowl Power	0.7-1.5 hp / 500-1,120 W
Bowl Speed	11/21 RPM
RPM	2,200 / 4,300 RPM
Power	12-15 hp / 9,000-11,000 W
Amps	43.2 A
Electrical	220V / 60Hz / 3Ph
Net Weight	1322.75 lb. / 601.25 kg.
Net Dimensions	46.4" x 49.2" x 47.2
Gross Weight	1650 lb. / 750 kg.
Gross Dimensions	47" x 50" x 48"
Optional Item	Slow knife mixing speed in 2 directions



10879

80-LITER BOWL CUTTER



FEATURES

Standard

- 2 independent motors (bracket knife and bowl) & Two 2 speed motors
- With variable speed control
- 6 knife head and compensating rings to use for 3-knife head
- Anti-noise lid
- All stainless steel
- Water resistant switchboard



Front lid



Optional slow knife mixing speed in 2 directions



Standard removable 6 and 3-knife head



Optional motorized unloader

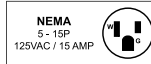
Item	10880
Model	FP-ES-0080
Bowl Volume	80 L / 21 gal
Mixture Bowl Capacity (Approx.)	143.3 lb. / 65 kg.
Bowl Power	2-3.4 hp / 1,500-2,500 W
Bowl Speed	11/21 RPM
Knife Speed	2200 / 4300 RPM
Power	14.3-20.4HP / 10,700-15,200 W
Electrical	220V / 60Hz / 3Ph
Net Weight	2425 lb. / 1102.27 kg.
Net Dimensions	57" x 82.3" x 50"
Gross Weight	2860 lb. / 1300 kg.
Gross Dimensions	60" x 83" x 50"
Optional Item	Slow knife mixing speed in 2 directions, Extracting arm with motorized disc to unload to a trolley



10880

Dehydrators, Marinators & Tenderizers

VACUUM TUMBLER MEAT MARINATOR



FEATURES

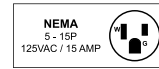
- Made of high quality stainless steel
- Automatically set to reset mode when the machine is overloaded
- Maximum marinating time of 30 minutes
- Excellent sealability, oil and corrosion resistance
- 5-10 kg. of meat at a time
- Comes with 4 universal casters for easy mobility

Item	41514
Model	MM-CN-0040
Output	5-10 kg. / Load
Power	0.25 hp
Electrical	110V / 60Hz / 1Ph
Net Weight	110 lb. / 50 kg.
Gross Weight	132 lb. / 60 kg.
Net Dimensions	39" x 17.5" x 34"
Gross Dimensions	42.5" x 21.7" x 37"



41514

STAINLESS STEEL FOOD DEHYDRATOR WITH 10 RACKS



FEATURES

- Popular choice amongst modern kitchens in order to produce naturally preserved quality foods
- racks are chrome plated

Item	43222
Model	CE-CN-0010-D
Thermostat Control	29° to 71°C / 85 to 160°F
Number of Racks	10 Chrome-Plated Racks
Shelf Size	16" x 14.25" / 406.4 x 361.95 mm
Power	1000 W
Electrical	120V / 60Hz / 1Ph
Net Weight	30.4 lb. / 13.8 kg.
Gross Weight	35 lb. / 15.9 kg.
Net Dimensions	16.5" x 20" x 17"
Gross Dimensions	20.5" x 23" x 20"
Optional Item	10925 (Additional rack)



43222

STAINLESS STEEL FOOD DEHYDRATOR WITH DIGITAL CONTROL



FEATURES

- Food Dehydrator is perfect for making your healthy vegetable chips, fruit, snacks, meat jerky and bread crumbs.

	12 Trays	16 Trays
Item	47446	47557
Model	CE-CN-0012-E	CE-CN-0016-E
Number of Trays	12 trays	16 trays
Time	0 - 24 hr adjustable	0 - 24 hr adjustable
Temperature Range	30 to 90°C / 86 to 194°F	30 to 90°C / 86 to 194°F
Tray Material	SUS304 Stainless Steel - Aluminum Handle	SUS304 Stainless Steel - Aluminum Handle
Material	0.6 - 0.8 mm SUS201 Stainless Steel - Double Layer Body	0.6 - 0.8 mm SUS201 Stainless Steel - Double Layer Body
Operating Noise	45 - 50 dB	50 - 55 dB
Drying Tray Dimensions	15.7" x 15" with additional crumb tray	15.7" x 15" with additional crumb tray
Power	1000 W	1500 W
Electrical	120V / 60Hz / 1Ph	120V / 60Hz / 1Ph
Net Weight	55 lb. / 25 kg.	66.1 lb. / 30 kg.
Net Dimensions	18.5" x 22.4" x 22.4"	18.5" x 22.4" x 28"
Gross Weight	59.5 lb. / 27 kg.	71.7 lb. / 32.5 kg.



47446



47557

16 RACKS STAINLESS STEEL FOOD DEHYDRATOR



FEATURES

- Durable and stainless steel body construction
- Strong air convection ensures fast moisture evaporation
- High capacity and easy cleaning food-grade removal trays
- User-friendly design with simple operation
- Built-in safety overheating protection
- Removable door makes it easy to add and remove trays
- The convenient 12 hour timer ensures that each batch has the perfect amount of drying time.
- Adjustable Temperature 86-167 control allows drying a wide variety of foods.

Item	47042
Model	CE-CN-0016-D
Number of Racks	16 Chrome-Plated Racks
Thermostat Control	30 to 75°C / 86 to 167°F
Material	Stainless Steel
Power	1,000 W
Electrical	120V / 60Hz / 1Ph
Shelf Size	16" x 14.3"
Net Weight	41.4 lb. / 18.8 kg.
Net Dimensions (DWH)	17.1" x 20.8" x 23"
Gross Weight	45.6 lb. / 20.7 kg.
Gross Dimensions (DWH)	21.7" x 22.8" x 26"
Optional Item	Additional Rack #10925



STAINLESS STEEL MANUAL MEAT TENDERIZER



FEATURES

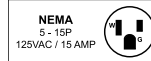
- Easy way to tenderize boneless meat and save your cooking time
- Easy to clean

Item	44507
Description	Die casting aluminum manual meat tenderizer/jerky slicer with plastic base (Mouth Opening: 5" x 1")
Net Weight	10 lb. / 4.5 kg.
Net Dimensions	12" x 9" x 18"
Gross Weight	11.7 lb. / 5 kg.
Gross Dimensions	14" x 7" x 18.5"



44507

NEEDLE MEAT TENDERIZER WITH CIRCULAR BASE



FEATURES

- Durable stainless steel construction
- Ideal for butcher shops, restaurants, supermarkets and meat plants
- Item 11059 comes with 378 stainless steel blades and safety guard

	Manual	Electric
Item	11060	11059
Model	-	MT-CA-0150
Description	Needle manual meat tenderizer with 18" dia. circular base	Electric needle meat tenderizer with 27" dia. circular base.
Clearance	4.5"	4.5"
Speed	-	60 strokes/minute
Motor Power	-	3/4 hp
Electrical	-	115V/60Hz / 1Ph
Net Weight	-	185 lb. /84 kg.
Net Dimensions	18" x 18" x 37" (Handle included)	23" x 27" x 31"
Gross Dimensions	20" x 24" x 42"	31" x 31" x 32"



11060



11059

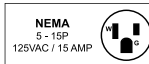
MANUAL MEAT CLAMP TENDERIZER



Item	38038
Description	Aluminum Body, ABS Rollers, Cast Iron Handle, and Plastic Cover
Mouth Opening	4" (width), meat thickness up to 1/2"
Weight	9.8" x 7.9" x 3.5"
Dimensions	3.7 lb. / 1.7 kg.



ELECTRIC MEAT TENDERIZER



FEATURES

- Equipped with safety switch and will turn off the machine as soon as its cover is lifted
- Suitable to process boneless refrigerated beef/cattle
- Manufactured of polished aluminum, stainless steel and long life food grade plastic materials

Item	17847	Amps	110V / 60Hz / 1Ph
Model	MT-BR-0400	Electrical	110V / 60Hz / 1Ph
Production	400 kg./h	Net Weight	59.4 lb. / 27 kg.
Oil Capacity	250 mL	Gross Weight	63.8 lb. / 29 kg.
Consumption	3,700 W/h	Net Dimensions	8.66" x 18.5" x 20.86"
Power	0.5 hp / 3,700 W	Gross Dimensions	9" x 20" x 21"
Optional Item	Item 45410 - 10 mm Strip Cutter Cradle Item 45411 - 12 mm Strip Cutter Cradle		



17847



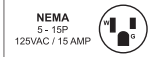
45410



45411

Fish Scalers

FISH SCALERS AND ACCESSORIES



FEATURES

- Scale fish quickly and efficiently
- Heavy-duty sealed motor, 5' flexible steel, reinforced drive shaft with anti-slip finish, and corrosion resistant, well guarded scaling head
- Equipped Diamond Tooth Head is used for the majority of fish (snapper, sea bass, whitefish)

Item	45357
Model	FS-US-0246
RPM	3450
Power	0.33 hp / 250 W
Electrical	110V / 60Hz / 1Ph
Net Weight	35 lb. / 15.87 kg.
Gross Weight	37 lb. / 16.78 kg.
Gross Dimensions	20" x 20" x 12"
Optional Item	(Item 80637) Wall Mount Stainless Steel Fish Scaler Holder, (Item 37571) Six Flute Tool, (37570) Eight Flute Tool

OPTIONAL ITEMS



Here, Fishy, fishy!

You've landed such a catch! Did you know that Omcan has fish cabinets specifically designed for curing, smoking and drying fish with natural pH control? The units reproduce a series of microclimates that are ideal for curing, smoking, and dry aging.

[VIEW OUR PRODUCTS ON PAGE 291](#)

Meat Grinders



STAINLESS STEEL MANUAL MEAT GRINDERS



FEATURES

- Made of stainless steel, prevents it from rust, allows for easy cleaning, and offer supreme durability
- Comes with machine plate (4.8mm hole size) and three stuffing tube

Item	44418	44419	44420
Description	#10 Manual Meat Grinder	#22 Manual Meat Grinder	#32 Manual Meat Grinder
Working Capacity (lb.) Per Min.	2 - 3 lb. / 1 - 1.5 kg.	3 - 4 lb. / 1.5 - 2 kg.	5 - 6 lb. / 2 - 2.5 kg.
Machine Plate Size	3/16" / 4.8mm	3/16" / 4.8mm	3/16" / 4.8mm
Throat Opening	3.86 x 4.25"	4.02" x 5.12"	5.2" x 6.22"
Diameter Of Opening	2.75"	3.2"	4"
Sausage spouts	1/2", 3/4", 7/8"	1/2", 3/4", 7/8"	1/2", 3/4", 7/8"
Inside Diameter	1.5" x 2"	2.16" x 2"	2.16" x 3"
Dimensions (Body)	9" x 4.5" x 5.5"	9.25" x 5" x 7.28"	11.22" x 6.3" x 8"
Net Weight	8 lb. / 3.5 kg.	11 lb. / 5 kg.	18 lb. / 8 kg.
Net Dimensions	12.6" x 7" x 7"	12.6" x 5" x 7"	14" x 6.3" x 8"
Gross Weight	9 lb. / 4 kg.	12 lb. / 5.6 kg.	18 lb. / 8.3 kg.
Gross Dimensions	9.6" x 5.1" x 6.1"	10" x 5.7" x 8"	12" x 7.3" x 8.5"



CAST IRON MANUAL MEAT GRINDERS



FEATURES

- Made of cast iron, which allows for easy cleaning, and offer supreme durability
- Comes with machine plate (4.8mm hole size) and sausage spouts



Item	21792	23541	23542	11014
Description	#10 Clamp Style Manual Meat Grinder Light-duty, plated	#12 Manual Meat Grinder Light-duty, plated	#22 Manual Meat Grinder Light-duty, plated	#32 Manual Meat Grinder Light-duty, plated
Machine Plate Size	3/16" (4.8mm)	3/16" (4.8mm)	3/16" (4.8mm)	3/16" (4.8mm)
Gross Weight	9 lb. / 4 kg.	8 lb. / 3.6 kg.	15 lb. / 6.8 kg.	25 lb. / 11.3 kg.
Gross Dimensions	5" x 8.5" x 6.25"	5" x 8.5" x 6.25"	6.25" x 10.25" x 7.5"	7" x 13" x 8.25"

RESIDENTIAL ELITE SERIES GRINDERS



FEATURES

- Quality at an economical price
- Both come with 3/16 plate and a knife
- Ideal for home use

	#8 Light-Duty Meat Grinder	#12 Moderate-Duty Meat Grinder
Item	11029	41419
Model	MG-IT-0008	MG-IT-0012
Motor Size	370 W	440 W
RPM	150	100
Power	0.45 hp / 340 W	0.6 hp / 450 W
Electrical	110V / 60Hz / 1Ph	110V / 60Hz / 1Ph
Net Weight	25 lb. / 11.36 kg.	27 lb. / 12.27 kg.
Net Dimensions	18.30" x 8.07" x 15.75"	19.29" x 9.49" x 15.35"
Gross Weight	27 lb. / 12.27 kg.	29 lb. / 13.18 kg.
Gross Dimensions	26" x 20" x 20"	26" x 20" x 20"
Additional Information	-	CSA Approved



11029



41419

#8 ECONOMIC STAINLESS STEEL MEAT GRINDER



FEATURES

- Powerful motor can grind up to 240 - 260 lb. of meat per hour
- Durable construction with stainless steel knife, head ring, auger, and meat pan
- Permanently lubricated motor with improved grease formulation to reduce noise
- Long-lasting metal gears with roller bearings that ensure smooth and reliable operation.
- Built-in circuit breaker
- Comes with 2 stainless steel cutting plates for coarse and fine grinding

Item Number	47777
Model	MG-CN-0008-E
Hub Size	#8
Usage	Light Duty
Power	0.4 hp/ 300 W
Electrical	120V / 60Hz / 1Ph
Transportation Type	Gear-Driven
Capacity	240 - 260 lb. / 109 - 118 kg. per hour
Includes	4.5 mm + 10 mm plates & 1 sausage spouts + 1 meat stomper
RPM	180 RPM
Meat Tray Size	10.07" x 6.89" x 1.89"
Net Weight	17.63 lb. / 8 kg.
Net Dimensions (DWH)	15.6" x 6.38" x 13.66"
Gross Weight	20.5 lb. / 9.3 kg.
Gross Dimensions (DWH)	15.5" x 14" x 11.8"



#12 LIGHT-DUTY MEAT GRINDER



FEATURES

- # 12 heavy-duty aluminum grinder head
- Equipped with a reverse switch
- Durable die-cast meat tray
- 3 Stainless steel machine plates 3/16"/5mm(fine), 5/16"/8mm (medium), 3/8"/10mm(coarse)
- Comes with a meat pusher and sausage spouts - 12mm, 17mm, 20mm
- Built-in circuit breaker to prevent overload
- Designed for portability and convenience. Ideal for home use

Item	21640
Model	MG-CN-0010
Throat Opening	2" approx.
Power	0.5 hp / 370 W
Electrical	110V / 60Hz / 1Ph
Net Weight	13.6 lb. / 6.18 kg.
Net Dimensions	16.25" x 8" x 13.5"
Gross Weight	15.5 lb. / 7 kg.
Gross Dimensions	18" x 10" x 18"



21640

#12 ECONOMICAL STAINLESS STEEL MEAT GRINDER



FEATURES

- Stainless steel construction
- Comes with 3 spouts (15mm, 20mm, 23mm), and 2 machine plates (6mm, 8mm)
- Maximum horsepower of 0.87 hp with a nominal power of 0.40 hp

Item	23580
Model	MG-CN-0012-S
Throat Opening	2" approx.
Power	0.87 hp / 650 W
Electrical	110V / 60Hz / 1Ph
Net Weight	59 lb. / 27 kg.
Net Dimensions	17.62" x 7.62" x 13.37"
Gross Weight	64 lb. / 30 kg.
Gross Dimensions	19" x 13" x 17"



#12 STAINLESS STEEL MEAT GRINDER WITH REVERSE SWITCH



FEATURES


- Made of polished aluminum, and ideal for restaurants or small butcher operations
- Equipped with a reverse switch and 200 RPM motor
- Comes with European stainless steel pan, stomper, three additional spouts (14mm, 20mm, 22mm), and an extra machine plate (8 mm and 4.8 mm)

Item	21720
Model	MG-CN-0012-E
Throat Opening	2" / 50.8 mm approx.
Power	1.0 hp / 750 W
Electrical	110V / 60Hz / 1Ph
Net Weight	55 lb. / 25 kg.
Net Dimensions	18" x 10.75" x 18.25"
Gross Weight	63 lb. / 28.6 kg.
Gross Dimensions	21.5" x 14" x 17"



21720

#12 EUROPEAN MEAT GRINDER



FEATURES


- Manufactured with a polished aluminum body and stainless steel hopper
- Comes with 3/16" plate and European-style knife
- Ideally suited for restaurants or small butcher operations



11051

Item	11051
Model	MG-IT-0012-C
Throat Opening	2" approx
Power	1.0 hp / 750 W
Electrical	110V / 60Hz / 1Ph
Net Weight	42 lb. / 19 kg.
Net Dimensions	16.25" x 8" x 17.5"
Gross Weight	43 lb. / 19.5 kg.
Gross Dimensions	17.5" x 9.5" x 17.5"

22 ECONOMICAL STAINLESS STEEL MEAT GRINDER



FEATURES

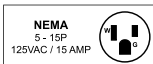
- Stainless steel construction
- Comes with European-style Knife, 3 spouts (15 mm, 20 mm, 23 mm), and 2 machine plates (6 mm, 8 mm)
- Maximum horsepower of 1.50 hp with a nominal power of 0.91 hp

Item	23626
Model	MG-CN-0022-S
Throat Opening	2" approx.
Power	1.50 hp / 1120 W
Electrical	110V / 60Hz / 1Ph
Net Weight	80 lb. / 36.36 kg.
Net Dimensions	22.5" x 9" x 16.25"
Gross Weight	96 lb. / 43.64 kg.
Gross Dimensions	24" x 14" x 19"



23626

#22 EUROPEAN MEAT GRINDER



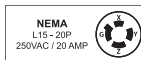
FEATURES

- Manufactured with a polished aluminum body and stainless steel hopper
- Comes with 3/16" plate and European-style knife
- Ideally suited for restaurants or small butcher operations

Item	11053
Model	MG-IT-0022-C
Throat Opening	2" approx
Power	1.5 hp / 1120 W
Electrical	110V / 60Hz / 1Ph
Net Weight	50 lb. / 22.73 kg.
Net Dimensions	17" x 9" x 20"
Gross Weight	54.5 lb. / 24.77 kg.
Gross Dimensions	19.5" x 12" x 20.5"
Optional Attachment	Tomato Attachment (10103)



TABLETOP MEAT GRINDER WITH 1.5 HP MOTOR



FEATURES

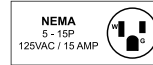
- Large filling tray with hand protection
- High quality knives & plates (made of special carbon steel of the highest strength and durability)
- Extraordinarily robust motor-gear unit
- High performance and energy efficiency, quieter and less heat generation
- Overheating protection
- Rugged gearbox made of steel, with oil bath
- Automatic safety switch

Item	46204
Model	MG-ES-0022
Working Capacity (lb.) Per Min.	13 lb. / 6 kg.
Tray Capacity	0.35 cu.ft. / 10 L
Tray Dimensions	13" x 21" (DW)
Diameter of Grinder Plate	83 mm
Single Cutting System	(2) Plates, Hole Diameter 4.5 & 7.8 mm, (1) Cutting Knife
Operating Relative Humidity	20 - 99%
Operating Temperature	5 - 40°C / 40 - 100°F
Noise Level a 1M	60 dB(A)
Power	1.5 hp / 1100 W
Amps	4.3 A
Electrical	208V / 60Hz / 3Ph
Net Weight	130 lb. / 59 kg.
Net Dimensions	23.7" x 12.2" x 18.2"
Gross Dimensions	28" x 14" x 20"



MEAT GRINDERS

22 2-HORSEPOWER MODERATE-DUTY MEAT GRINDER



FEATURES

- Hopper opening of 2 1/2"; RPM of 1750 (motor), and 150 (worm)
- Comes with 3 mm and 5 mm #22 machine plates
- Ideally designed for butcher shops, food stores, and restaurants

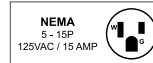
Item	11067
Model	MG-BR-0022
Throat Opening	1 5/8"
Power	2 hp / 1470 W
Electrical	110V / 60Hz / 1Ph
Net Weight	89.76 lb. / 40.80 kg.
Net Dimensions	28" x 13" x 24.75"
Gross Weight	105 lb. / 47.73 kg.
Gross Dimensions	21.5" x 33.5" x 22.5"



11067

Note: Unit comes with its own 3 mm and 5 mm machine plates. Not compatible with other plates

COMMERCIAL ELITE SERIES GRINDERS



FEATURES

- Quality at an economical price
- Comes with 5/16" plate and a knife
- Offering the performance required in small butcher shops and delis
- Both have 100 RPM

#22 MODERATE-DUTY ELITE MEAT GRINDER



Item	41421
Model	MG-IT-0022
Throat Opening	2" approx
Power	0.68 hp / 500 W
Electrical	110V / 60Hz / 1Ph
Net Weight	40 lb. / 18.18 kg.
Net Dimensions	19.88" x 9.45" x 15.75"
Gross Weight	44 lb. / 20 kg.
Gross Dimensions	23" x 27" x 15"



41421

#32 HEAVY-DUTY ELITE MEAT GRINDER



Item	11013
Model	MG-IT-0032
Throat Opening	2" approx.
Power	1.5 hp / 1,120 W
Electrical	110V / 60Hz / 1Ph
Net Weight	62 lb. / 28 kg.
Net Dimensions	22.44" x 11" x 17"
Gross Weight	65 lb. / 29 kg.
Gross Dimensions	23" x 17" x 15"



11013

#32 MEDIUM-DUTY STAINLESS STEEL MEAT GRINDER



FEATURES

- Powerful motor can grind up to 720 - 750 lb. of meat per hour
- Durable construction with stainless steel knife, head ring, auger, and meat pan
- Permanently lubricated motor with improved grease formulation to reduce noise
- Long-lasting metal gears with roller bearings that ensure smooth and reliable operation.
- Micro safety switch for meat tray
- Built-in circuit breaker
- Comes with 2 stainless steel cutting plates for coarse and fine grinding

Item	48888
Model	MG-CN-0032-E
Hub size	#32
Usage	Medium Duty
Power	1.5 hp/ 1,100 W
Electrical	120V / 60Hz / 1Ph
Drive System	Gear-Driven
Capacity	720 - 750 lb. / 326.6 - 340 kg. per hour
Includes	4.5 mm + 10 mm plates & 3 sausage spouts + 1 meat stomper
Outlet Speed	110 RPM or 150 RPM
Micro safety switch for meat tray	YES
Meat Tray Size	15.5" x 11" x 3"
Net Weight	65.7 lb./ 30 kg.
Net Dimensions (DWH)	25.8" x 12.2" x 19.2"
Gross Weight	71.5 lb./ 32.4 kg.
Gross Dimensions (DWH)	26" x 16.6" x 16.8"



48888

#32 STAINLESS STEEL MEAT GRINDER



FEATURES

- Great value with a proven record of dependability and performance
- Made of high quality stainless steel and produces 600 kg. (1320 lb.) of meat per hour
- Equipped with a safety micro switch, larger tray, hand protection
- High performance 1/4" plate and European-style knife
- Ideal for any restaurant, deli or small butcher shop

Item	39714
Model	MG-IT-0032-C
Throat Opening	2.75" / 69.85 mm
Power	3 hp / 2,200 W
Electrical	220V/ 60 Hz / 1Ph
Net Weight	114 lb. / 52 kg.
Net Dimensions	22.5" X 11.8" X 22"
Gross Weight	121 lb. / 55 kg.
Gross Dimensions	24.4" x 16.9" x 25.6"



39714

HAMBURGER PRESS ATTACHMENT

FEATURES

- 20 patties (4" Dia. wide x 0.75" thick) per minute
- Easily convert your meat grinder into patty maker

Item	24027
Description	Material ABS, 4 tubes includes adaptors: #10, #12, #22, and #32 grinders



24027

TOMATO ATTACHMENT FOR ELITE MEAT GRINDERS



Item	10160	
Description	Tomato Attachment for #12 Elite Series Meat Grinder (41419) and #22 Elite Series Meat Grinder (41421) & # 32 Elite Series Meat Grinder (11013)	
Gross Weight	17 lb. / 7.73 kg.	
Gross Dimensions	15" x 11" x 13"	
Item	10102	10103
Description	Tomato Attachment for #12 European Stainless Steel Meat Grinders (11051)	Tomato Attachment for #22 European Stainless Steel Meat Grinders (11053)
Gross Weight	4 lb. / 1.82 kg.	7 lb. / 3.18 kg.
Gross Dimensions	12" x 12" x 12"	12" x 12" x 12"



Tomato Attachment For Elite Series Meat Grinder



10102



10103

PLASTIC GRINDER SPOUTS

Item	Description	Item	Description
10045	10mm for # 8	10018	20mm for # 22
10046	20mm for # 8	10019	30mm for # 22
10009	10mm for # 12	10026	10mm for # 32
10010	20mm for # 12	10027	20mm for # 32
10017	10mm for # 22	10028	30mm for # 32



Plastic Spouts

STAINLESS STEEL GRINDER SPOUTS

Item	Description	Item	Description
10011	10mm for # 12, 8.75"L	10023	30mm for # 22, 8.75"L
10012	17mm for # 12, 8.75"L	10029	10mm for # 32, 8.75"L
10013	30mm for # 12, 8.75"L	10031	17mm for # 32, 8.75"L
10020	10mm for # 22, 8.75"L	10033	30mm for # 32, 8.75"L
10022	17mm for # 22, 8.75"L		



Stainless Steel Grinder Spouts

MACHINE KNIVES

MACHINE KNIVES - HARD STEEL

Item	Description
11076	#8 Hard Steel
11080	#12 Hard Steel
11081	#22 Hard Steel
11082	#32 Hard Steel
11083	#52 Hard Steel
11084	#56 Hard Steel

EUROPEAN STYLE

MACHINE KNIVES - HARD STEEL

Item	Description
11077	#12 Hard Steel
11078	#22 Hard Steel
11079	#32 Hard Steel



Machine Knife - Hard Steel



Machine Knife - European Style



Machine Knife - Carbon Steel

MACHINE KNIVES - CARBON STEEL

Item	Description
11070	#8 Carbon Steel
11071	#12 Carbon Steel
11072	#22 Carbon Steel
43570	#32 Carbon Steel

D2 MACHINE KNIVES

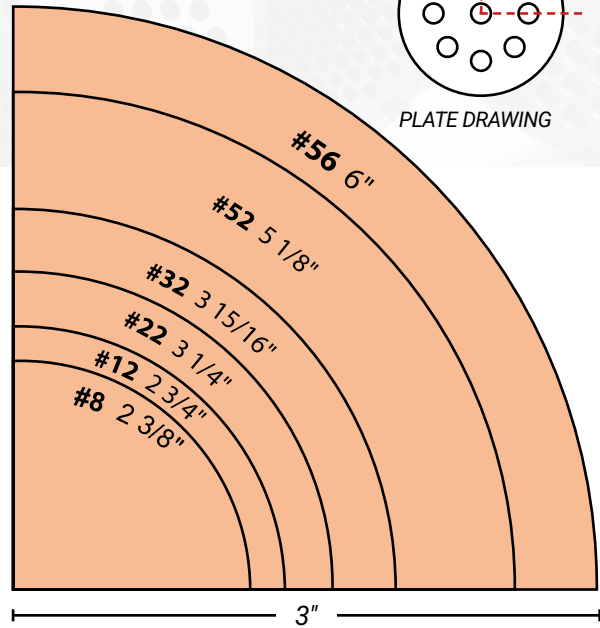
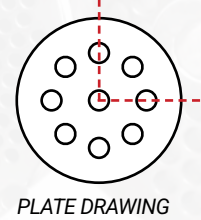
Item	Description
11074	#52 Hard Steel-Deluxe
17060	#56 Hard Steel-Deluxe



D2 Machine Knife

Meat Grinder Plates

MACHINE PLATE PARTIAL SIZE CHART (ACTUAL SIZE)



#12 MEAT GRINDER PLATES



European Style Machine Plates With Hub

European Style Machine Plates Without Hub



Hard Steel Plates With Hub

Carbon Machine Plate Without Hub

#12 CARBON STEEL MACHINE PLATE WITHOUT HUB

Item	Description
11235	Carbon steel #12 machine plate, hubless, 3.5mm (1/8") - one notch/ round
11236	Carbon steel #12 machine plate, hubless, 4.5mm (3/16") - one notch/ round
11237	Carbon steel #12 machine plate, hubless, 6mm (1/4") - one notch/ round
11238	Carbon steel #12 machine plate, hubless, 8mm (5/16") - one notch/ round
11239	Carbon steel #12 machine plate, hubless, 10mm (3/8") - one notch/ round

#12 EUROPEAN STYLE STAINLESS STEEL MACHINE PLATES WITHOUT HUB

Item	Description
11213	European Style #12 stainless steel plate, hubless, 3.2mm (1/8") - one notch/ round
11214	European Style #12 stainless steel plate, hubless, 4.8mm (3/16") - one notch/ round
11215	European Style #12 stainless steel plate, hubless, 6mm (1/4") - one notch/ round
11216	European Style #12 stainless steel plate, hubless, 8mm (5/16") - one notch/ round
11217	European Style #12 stainless steel plate, hubless, 10mm (3/8") - one notch/ round
11218	European Style #12 stainless steel plate, hubless, 12mm (1/2") - one notch/ round
11219	European Style #12 stainless steel plate, hubless, 18mm (3/4") - one notch/ round

Item	Description
11240	Carbon steel #12 machine plate, hubless, 12mm (1/2") - one notch/ round
11241	Carbon steel #12 machine plate, hubless, 14mm (9/16") - one notch/ round
11242	Carbon steel #12 machine plate, hubless, 16mm (5/8") - one notch/ round
11243	Carbon steel #12 machine plate, hubless, 18mm (3/4") - one notch/ round
11244	Carbon steel #12 machine plate, hubless, 20mm (13/16") - one notch/ round
17065	Carbon steel #12 machine plate, hubless, 25mm (1") - one notch/ round

#12 EUROPEAN STYLE STAINLESS STEEL MACHINE PLATES WITH HUB

Not compatible with these meat grinders: 21640, 21720, 41419, and 11046

Item	Description
11192	European Style #12 stainless steel plate with hub, 3.2mm (1/8") - one notch/ round
11193	European Style #12 stainless steel plate with hub, 4.8mm (3/16") - one notch/ round
11194	European Style #12 stainless steel plate with hub, 6mm (1/4") - one notch/ round
11195	European Style #12 stainless steel plate with hub, 8mm (5/16") - one notch/ round
11196	European Style #12 stainless steel plate with hub, 10mm (3/8") - one notch/ round
11197	European Style #12 stainless steel plate with hub, 12mm (1/2") - one notch/ round
11198	European Style #12 stainless steel plate with hub, 18mm (3/4") - one notch/ round

MEAT GRINDER PLATES

#22 MEAT GRINDER MACHINE PLATES

#22 CARBON STEEL MACHINE PLATE WITHOUT HUB

Not compatible with the following meat grinders: 21640, 21720, 41419, and 11046

Item	Description
11245	Carbon steel #22 machine plate, hubless, 3mm (3/32") - one notch/ round
11246	Carbon steel #22 machine plate, hubless, 3.5mm (1/8") - one notch/ round
11247	Carbon steel #22 machine plate, hubless, 4.8mm (3/16") - one notch/ round
11248	Carbon steel #22 machine plate, hubless, 6mm (1/4") - one notch/ round
11249	Carbon steel #22 machine plate, hubless, 8mm (5/16") - one notch/ round
11250	Carbon steel #22 machine plate, hubless, 10mm (3/8") - one notch/ round

Item	Description
11251	Carbon steel #22 machine plate, hubless, 12mm (1/2") - one notch/ round
11252	Carbon steel #22 machine plate, hubless, 14mm (9/16") - one notch/ round
11253	Carbon steel #22 machine plate, hubless, 16mm (5/8") - one notch/ round
11254	Carbon steel #22 machine plate, hubless, 18mm (3/4") - one notch/ round
11255	Carbon steel #22 machine plate, hubless, 20mm (13/16") - one notch/ round
17069	Carbon steel #22 machine plate, hubless, 25mm (1") - one notch/ round

#22 EUROPEAN STYLE STAINLESS STEEL MACHINE PLATES WITHOUT HUB

Not compatible with the following meat grinder: 11012

Item	Description
11220	European Style #22 stainless steel plate, hubless, 3.2mm (1/8") - one notch/ round
11221	European Style #22 stainless steel plate, hubless, 4.8mm (3/16") - one notch/ round
11222	European Style #22 stainless steel plate, hubless, 6mm (1/4") - one notch/ round
11223	European Style #22 stainless steel plate, hubless, 8mm (5/16") - one notch/ round

Item	Description
11224	European Style #22 stainless steel plate, hubless, 10mm (3/8") - one notch/ round
11225	European Style #22 stainless steel plate, hubless, 12mm (1/2") - one notch/ round
11226	European Style #22 stainless steel plate, hubless, 18mm (3/4") - one notch/ round

#22 EUROPEAN STYLE STAINLESS STEEL MACHINE PLATES WITH HUB

Item	Description
11199	European Style #22 stainless steel plate with hub, 3.2mm (1/8") - one notch/ round
11200	European Style #22 stainless steel plate with hub, 4.8mm (3/16") - one notch/ round
11201	European Style #22 stainless steel plate with hub, 6mm (1/4") - one notch/ round
11202	European Style #22 stainless steel plate with hub, 8mm (5/16") - one notch/ round

Item	Description
11203	European Style #22 stainless steel plate with hub, 10mm (3/8") - one notch/ round
11204	European Style #22 stainless steel plate with hub, 12mm (1/2") - one notch/ round
11205	European Style #22 stainless steel plate with hub, 18mm (3/4") - one notch/ round

#22 HARD STAINLESS STEEL MACHINE PLATES WITH HUB

Item	Description
11146	SS #22 machine plate with hub 2.38mm (3/32") - one notch w/ two flat sides
40306	SS #22 machine plate with hub 3.2mm (9/64") - one notch w/ two flat sides
11148	SS #22 machine plate with hub 3.5mm (1/8") - one notch w/ two flat sides
11149	SS #22 machine plate with hub 4mm (5/32") - one notch round
40307	SS #22 machine plate with hub 4.8mm (3/16") - one notch/ round

Item	Description
45275	SS #22 machine plate with hub 4.8mm (3/16") - one notch w/ two flat sides
11152	SS #22 machine plate with hub 9.5mm (3/8") - one notch/ round
40308	SS #22 machine plate with hub 12.8mm (1/2") - one notch w/ two flat sides
11154	SS #22 machine plate with hub 19.2mm (3/4") - one notch w/ two flat sides

#32 MEAT GRINDER PLATES**#32 CARBON STEEL MACHINE PLATE WITHOUT HUB** *Not compatible with the following meat grinders: 39714*

Item	Description	Item	Description
11256	Carbon steel #32 machine plate, hubless, 2.8mm (3/32") - one notch/ round	11263	Carbon steel #32 machine plate, hubless, 12mm (1/2") - three notches/ round
11257	Carbon steel #32 machine plate, hubless, 3.5mm (1/8") - one notch/ round	11264	Carbon steel #32 machine plate, hubless, 14mm (9/16") - one notch/ round
11258	Carbon steel #32 machine plate, hubless, 3.6mm (9/64") - one notch/ round	11265	Carbon steel #32 machine plate, hubless, 16mm (5/8") - one notch/ round
11259	Carbon steel #32 machine plate, hubless, 4.5mm (3/16") - one notch/ round	11266	Carbon steel #32 machine plate, hubless, 18mm (3/4") - one notch/ round
11260	Carbon steel #32 machine plate, hubless, 6mm (1/4") - one notch/ round	11267	Carbon steel #32 machine plate, hubless, 20mm (13/16") - one notch/ round
11261	Carbon steel #32 machine plate, hubless, 8mm (5/16") - one notch/ round	17071	Carbon steel #32 machine plate, hubless, 25mm (1") - one notch/ round
44290	Carbon steel #32 machine plate, hubless, 10mm (3/8") - one notch/ round		

#32 HARD STAINLESS STEEL MACHINE PLATES WITH HUB *Not compatible with the following meat grinder: 11014*

Item	Description	Item	Description
11155	SS #32 machine plate with hub 2mm (5/64") - three notches/ with two flat sides	23564	SS #32 machine plate with hub 10mm (3/8") - three notches/ round
11156	SS #32 machine plate with hub 3mm (3/32") - three notches/ two flat sides	37559	SS #32 machine plate with hub 12mm (1/2") - three notches/ round
23552	SS #32 machine plate with hub 3mm (3/32") - three notches/ round	11162	D2 Steel #32 machine plate with hub 16mm (5/8") - three notches/ two flat sides
23553	SS #32 machine plate with hub 3.2mm (1/8") - three notches/ round	23562	D2 Steel #32 machine plate with hub 16mm (5/8") - three notches/ round
11169	SS #32 machine plate with hub 3.5mm (9/64") - three notches/ round	43824	SS #32 machine plate with hub 18mm (3/4") - three notches/ round
23554	SS #32 machine plate with hub 4mm (5/32") - three notches/ round	24010	SS #32 machine plate with hub 20mm (13/16") - three notches/ two flat sides
23559	SS #32 machine plate with hub 4.8mm (3/16") - three notches/ round	37561	SS #32 machine plate with hub 20mm (13/16") - three notches/ round
23563	SS #32 machine plate with hub 6mm (1/4") - three notches/ round	24011	SS #32 machine plate with hub 25mm (1") - three notches/ two flat sides
37558	SS #32 machine plate with hub 10mm (3/8") - three notches/ round	11168	SS #32 machine plate with hub 25mm (1") - three notches/ round

#32 EUROPEAN STYLE STAINLESS STEEL MACHINE PLATES WITHOUT HUB*Not compatible with the following meat grinders: 39714*

Item	Description
11227	European Style #32 stainless steel plate, hubless, 3.2mm (1/8") - one notch/ round
11228	European Style #32 stainless steel plate, hubless, 4.8mm (3/16") - one notch/ round
11229	European Style #32 stainless steel plate, hubless, 6mm (1/4") - one notch/ round
11230	European Style #32 stainless steel plate, hubless, 8mm (5/16") - one notch/ round
11231	European Style #32 stainless steel plate, hubless, 10mm (3/8") - one notch/ round
11232	European Style #32 stainless steel plate, hubless, 12mm (1/2") - three notches/ round
11233	European Style #32 hard steel plate, hubless, 18mm (3/4") - one notch/ round

MEAT GRINDER PLATES

#32 EUROPEAN STYLE STAINLESS STEEL MACHINE PLATES WITH HUB

Not compatible with the following meat grinder: 11014

Item	Description
43563	3.2mm (1/8") - three notches/ round
37546	3.5mm (9/64") - one notch/ round
43564	4.8mm (3/16") - three notches/ round
11208	6mm (1/4") - one notch/ round
11209	8mm (5/16") - one notch/ round
43565	10mm (3/8") - three notches/ round
11211	12mm (1/2") - one notch/ round
11212	18mm (3/4") - one notch/ round



#52 HARD STAINLESS STEEL MACHINE PLATES WITH HUB

Item	Description
40313	3.2mm (9/64") - three notches/ round
11171	3.2mm (1/8") - three notches/ two flat sides
11173	4mm (5/32") - three notches/ round
39324	4.8mm (3/16") - three notches/ two flat sides
39325	6.4mm (1/4") - three notches/ two flat sides
39476	9.5mm (3/8") - three notches/ two flat sides
11177	12.8mm (1/2") - three notches/ two flat sides
11178	19.2mm (3/4") - three notches/ round
11179	25mm (1") - three notches/ two flat sides
11180	31.4mm (1 1/4") - three notches/ two flat sides



#56 STAINLESS STEEL MACHINE PLATES

Item	Description
11182	3.5mm (9/64") - one notch w/ two flat sides
11183	3.5mm (1/8") - one notch w/ two flat sides
11184	4mm (5/32") - one notch w/ two flat sides
11185	4.8mm (3/16") - one notch w/ two flat sides
11186	6.4mm (1/4") - one notch w/ two flat sides
11187	9.5mm (3/8") - one notch w/ two flat sides
11188	12.8mm (1/2") - one notch w/ two flat sides
11189	19.2mm (3/4") - one notch w/ two flat sides
11191	31.4mm (1 1/4") - one notch w/ two flat sides



KIDNEY PLATES

Item	Description	Item	Description
47756	#8 Kidney Plate - one notch w/o hub NEW!	11293	#22 Kidney Plate w/hub
47757	#12 Kidney Plate - one notch w/o hub NEW!	43397	#32 Kidney Plate - one notch w/ hub
47758	#22 Kidney Plate - one notch w/o hub NEW!	27871	#32 Kidney Plate - three notches w/ hub
47759	#32 Kidney Plate - one notch w/o hub NEW!	11321	#52 Kidney Plate - three notches w/ hub
		18726	#56 Kidney Plate - three notches w/ hub



Kidney Plate

Meat Mixers

*For 13152 / 13157

MANUAL MEAT MIXERS



- Designed to thoroughly and consistently season ground meat from small to medium batches
- Constructed of stainless steel, and equipped with a removable paddle and a clear plastic cover for easy cleaning

17 LB. CAPACITY NON-TILTING MIXERS

Item	44424	13152
Working Capacity	17 lb. / 7.73 kg.	17 lb. / 7.73 kg.
Net Weight	13.2 lb. / 6 kg.	15 lb. / 6.82 kg.
Net Dimensions	20.5" x 10" x 13.4"	9.82" x 21.25" x 12.60"
Gross Weight	15.4 lb. / 7 kg.	17 lb. / 7 kg.
Gross Dimensions	14.4" x 12.6" x 14.2"	15" x 16" x 11"



44 LB. CAPACITY NON-TILTING MIXERS

Item	44425	13157
Working Capacity	44 lb. / 20 kg.	44 lb. / 20 kg.
Net Weight	23.2 lb. / 10.5 kg.	26 lb. / 11.8 kg.
Net Dimensions	25.6" x 12.6" x 17.3"	12.20" x 24.80" x 18.50"
Gross Weight	26.5 lb. / 12 kg.	30 lb. / 13.6 kg.
Gross Dimensions	20.1" x 14.6" x 18.5"	21" x 20" x 16"

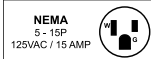


17 LB. & 44 LB. CAPACITY TILTING MIXERS

Item	19202
Working Capacity	17 lb. / 7.73 kg.
Net Weight	15 lb. / 6.82 kg.
Net Dimensions	22" x 10" x 15.5"
Gross Weight	20 lb. / 9 kg.
Gross Dimensions	20" x 16" x 13"



MEDIUM-DUTY MEAT MIXER



- Consistent mixing of meats and additives
- Transmission consists of a chain and a belt
- Tilting tank is mounted on self-adjustable ball bearings and is equipped with a tank lock
- Safety device does not permit the machine to operate when the cover is open

- Stainless steel tank, mixing blades and cover, a cast iron structure, and steel body which is specially painted
- Makes day-to-day production easier and cost effective
- Ideal for small to medium applications

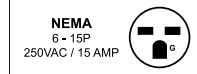
Item	13153
Model	MM-BR-0050
Bowl Capacity	110 lb. / 50 kg.
RPM	50
Power	0.5 hp / 370 W
Amps	3.4 A
Electrical	110V / 60Hz / 1Ph
Net Weight	200 lb. / 91 kg.
Net Dimensions	37" x 16.5" x 39.3"
Gross Weight	245 lb. / 111 kg.
Gross Dimensions	41" x 20" x 43"



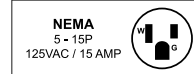
HEAVY-DUTY MEAT MIXERS



FOR 37459



FOR 13159



FEATURES

- Machine conforms to CE requirements
- Manufactured from AISI 304 stainless steel
- Transparent tank cover
- The tank can be turned 90° for easy emptying
- Push button for temporary reverse rotation

	66 lb. / 30 kg. capacity	110 lb. / 50 kg. capacity with 220V
Item	37459	13159
Model	MM-IT-0030	MM-IT-0050
Working Capacity	66 lb. / 30 kg.	110 lb. / 50 kg.
Tank Volume	40 L / 42.25 QT	73 L / 77 QT
Power	1 hp / 750 W	1.5 hp / 1,120 W
Amps	6.8 A	9.7 A
Electrical	110V / 60Hz / 1Ph	220V / 60Hz / 1Ph
Net Weight	88 lb. / 40 kg.	165 lb. / 75 kg.
Net Dimensions	14" x 28" x 22"	19" x 31.5" x 42"
Gross Weight	108 lb. / 49 kg.	185 lb. / 84 kg.
Gross Dimensions	31" x 24" x 30.5"	47" x 31.75" x 42"



DUAL PADDLE STAINLESS STEEL TILTING HEAVY-DUTY MEAT MIXER



For 37451



FEATURES

- Modern design and strong AISI 304 stainless steel construction
- Tilting tank with automatic locking system and safety lock
- Stainless steel swivel wheels with lock
- Two mixing arms system
- Removable AISI 304 stainless steel mixing arms (no tools required)
- Total protection of gear box/control panel
- Oil-bath gear box, ground and tempered helical gears
- Double seal on tank and gear box
- IP 54 control: forward and reverse/auto-off feature/ auto-function with reverse
- Stainless steel cover with safety microswitch
- Minimum loading required: 40% max capacity
- Stainless steel IP 67 controls
- Perfect for hard mix and salad.
- (Item 37451) Optional: Speed control with inverter system

Item	37451
Model	MM-IT-0120
Capacity	163 L / 120 kg.
Power	26" x 21.7"
Electrical	730 W / 1 hp (x2)
Tank Dimensions	220 V/ 60Hz/ 3Ph
Net Weight	304.2 lb. / 138 kg.
Net Dimensions	27.6" x 43" x 47.6"
Gross Weight	368.2 lb. / 167 kg.
Gross Dimensions	29.5" x 57" x 51.2"



Meat Slicers

Meat slicers are an important piece of equipment for any supermarket, deli or restaurant. Omcans slicers are ideal for creating perfect cuts of meat, lettuce, tomatoes and other vegetables. Our standard models offer exceptional value while our elite line features industry leading slice indexing with European quality.

SELECTION GUIDE

1. What types of foods can I slice with a meat slicer?

Meat slicers can slice a variety of foods, primarily used for meats (such as deli meats, roasts, and turkey), but can also used for cheeses, vegetables, and more.

2. How do I choose the right meat slicer for my needs?

Consider factors like the type of food you plan to slice, the volume of slicing you'll do, and the available space in your kitchen. Choose a slicer with the appropriate blade size and power for your requirements.

3. What is the importance of adjustable slicing thickness?

Adjustable thickness settings allow you to customize the thickness of your slices. Look for a slicer with easy-to-adjust thickness controls for versatility in your slicing tasks.

4. What is the difference between manual and automatic meat slicers?

Manual meat slicers require you to manually move the carriage back and forth, while automatic slicers have a motor that does the work for you. Automatic slicers are more suitable for high-volume slicing.

5. What's the difference between belt-driven and gear-driven meat slicers?

Belt-Driven Slicers:

- Use a flexible belt to transfer power from the motor to the blade
- Generally quieter and smoother in operation.
- Better suited for lighter or occasional use.

Gear-Driven Slicers:

- Use gears to directly transfer power from the motor to the blade.
- More robust and durable, suitable for heavy-duty slicing tasks.
- Often preferred for commercial with high-volume slicing needs.











6. What is the difference between vertical and gravity feed meat slicers?

Vertical Feed Slicers:

- Recommended for slicing fresh meat.
- Offer precise and homogeneous slicing.

Gravity Feed Slicers:

- Perfect for deli meats, etc.
- Designed to gently push the meat against the blade for consistent quick and easy slicing.

Item	Blade Size	Type	Power	Slicing Volume	Cheese Slicing	Drive Type	Construction
Residential Line							
47111	10"	Red Colour, cETLus	0.25 hp	 < 30 mins	□□□□	Belt	Aluminum Alloy Casting
47113	10"	Black Colour, cETLus	0.25 hp	 < 30 mins	□□□□	Belt	Aluminum Alloy Casting
Belt Driven Gravity Feed Manual Slicers - ECONOMY							
39467	8"	cETLus, ETL Sanitation	0.24 hp	 < 30 mins	□□□□	Belt	Die-cast Aluminum NEW!
21629	9"	cETLus, Retail Ready	0.16 hp	 < 30 mins	□□□□	Belt	Anodized Aluminum
41710	9"	Quebec Safety Standards	0.16 hp	 < 30 mins	□□□□	Belt	Anodized Aluminum
19067	10"	cETLus, ETL Sanitation, Retail Ready	0.20 hp	 < 30 mins	□□□□	Belt	Anodized Aluminum
41711	10"	Quebec Safety Standards	0.20 hp	 < 30 mins	□□□□	Belt	Anodized Aluminum
19068	12"	cETLus, ETL Sanitation, Retail Ready	0.33 hp	 1 hour	■□□□	Belt	Anodized Aluminum
41712	12"	Quebec Safety Standards, cETLus	0.33 hp	 1 hour	■□□□	Belt	Anodized Aluminum
23544	14"	Medium-Duty, Retail Ready	0.50 hp	 2.5 hours	■□□□	Belt	Anodized Aluminum

*Cheese Slicing Ratings □□□□ Not Recommended ■□□□ Occasional ■■□□ Low ■■■□ Medium ■■■■ High

*Results may vary due to product consistency and temperature

**MORE SELECTION
ON THE NEXT PAGE**

Item	Blade Size	Type	Power	Slicing Volume	Cheese Slicing	Drive Type	Construction
Belt-Driven Gravity Feed Manual Slicers - ELITE SERIES							
13606	8"	Removable Blade Sharpener, QPS	0.20 hp	< 30 mins		Belt	Anodized Aluminum
13607	8"	QPS	0.20 hp	< 30 mins		Belt	Anodized Aluminum
13616	9"	cETLus, ETL Sanitation	0.25 hp	< 30 mins		Belt	Anodized Aluminum
31342	9"	Quebec Safety Standards, cETLus	0.25 hp	< 30 mins		Belt	Anodized Aluminum
13623	10"	Compact Body, cETLus	0.25 hp	< 30 mins		Belt	Anodized Aluminum
13620	10"	cETLus, ETL Sanitation	0.30 hp	45 mins		Belt	Anodized Aluminum
31343	10"	Quebec Safety Standards, cETLus	0.30 hp	45 mins		Belt	Anodized Aluminum
13621	10"	Medium-Duty, cETLus	0.35 hp	1 hour		Belt	Anodized Aluminum
13624	11"	Compact Body, cETLus	0.30 hp	45 mins		Belt	Anodized Aluminum
13625	11"	Medium-Duty, cETLus	0.35 hp	1 hour		Belt	Anodized Aluminum
21624	12"	Compact Body, cETLus	0.35 hp	1 hour		Belt	Anodized Aluminum
13628	12"	cETLus, ETL Sanitation	0.35 hp	1 hour		Belt	Anodized Aluminum
31344	12"	Quebec Safety Standards	0.35 hp	1 hour		Belt	Anodized Aluminum
13629	12"	Medium-Duty, cETLus	0.50 hp	4 hours		Belt	Anodized Aluminum
13635	13"	Medium-Duty, cETLus	0.50 hp	4 hours		Belt	Anodized Aluminum
13637	14"	Medium-Duty, QPS	0.50 hp	4 hours		Belt	Anodized Aluminum
Gear-Driven Gravity Feed Manual Slicers - ELITE SERIES							
13641	12"	Heavy-Duty, cETLus, NSF	0.35 hp	All Day		Gear	Anodized Aluminum
13642	13"	Heavy-Duty, cETLus, NSF	0.35 hp	All Day		Gear	Anodized Aluminum
13643	14"	Heavy-Duty, cETLus, NSF	0.35 hp	All Day		Gear	Anodized Aluminum
31438	13"	Extra Heavy-Duty, cETLus	0.47 hp	All Day		Gear	Aluminum and Stainless Steel
38917	13"	Extra Heavy-Duty, Quebec Safety Standards	0.47 hp	All Day		Gear	Aluminum and Stainless Steel
Automatic Slicers Gravity Feed - ELITE SERIES							
13654	12"	cETLus, NSF	2 x 0.50 hp	All Day		Belt	Anodized Aluminum
39477	13"	cETLus, NSF	0.60 hp	All Day		Gear	Anodized Aluminum
13645	13"	Quebec Safety Standards, cETLus	2 x 0.50 hp	All Day		Gear	Anodized Aluminum
Vertical Feed Slicers with Horizontal Meat Carriage - ELITE SERIES							
46162	12"	cETLus	0.5 hp	4 Hours	-	Belt	Anodized Aluminum
46163	13"	cETLus	0.5 hp	4 Hours	-	Belt	Anodized Aluminum
39583	14"	cETLus	0.5 hp	4 Hours	-	Belt	Anodized Aluminum
39584	14.5"	cETLus	0.5 hp	4 Hours	-	Belt	Anodized Aluminum
44006	12.3"	cETLus	0.4 hp	All Day	-	Gear	Anodized Aluminum
39631	14"	Quebec Safety Standards, cETLus	0.4 hp	All Day	-	Gear	Anodized Aluminum
49532	15"	Red Colour, Quebec Safety Standards, cETLus	0.4 hp	All Day	-	Gear	Anodized Aluminum NEW!
38915	15"	Silver Colour, Quebec Safety Standards, cETLus	0.4 hp	All Day	-	Gear	Anodized Aluminum NEW!

*Cheese Slicing Ratings **Not Recommended** **Occasional** **Low** **Medium** **High**
 *Results may vary due to product consistency and temperature

RESIDENTIAL LINE

BERKEL HOME LINE 250 SLICERS
Available in Canada Only. For residential use only.



PARTS & LABOUR WARRANTY



FEATURES

- Can cut cured meats, cooked meat, fruit, vegetables and bread and cured fish meat and cured seafood
- It is not advisable to slice frozen products as doing so may damage the blade.
- Brings design back into your kitchen without compromising functionally and safety standards
- Chrome-plated steel blade delivers the perfect uniform slices, while reducing waste
- Absence of sharp edges allows for easy and quick cleaning
- For RESIDENTIAL USE only.

Item	47111	47113
Model	MS-IN-02504-R	MS-IN-02504-BK
Colour	Red	Black
Construction	Aluminum Alloy Casting	
Blade Size	9.8"	
Cut Thickness	0 - 0.78" / 0 - 20 mm	
Cut Size	Rectangular - 7.9" x 7.2" Circular - 7.2"	
Cheese Slicing*	□□□	
Slicing Volume+	< 30 mins	
Power	190 W	
Electrical	115V / 60Hz / 1Ph	
Net Weight	32 lb. / 14.5 kg.	
Net Dimensions	13.4" x 17.7" x 13.9"	
Gross Weight	49lb. / 22kg.	
Gross Dimensions	29.5" x 19.5" x 17"	



47111



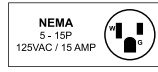
47113

BELT-DRIVEN GRAVITY FEED MANUAL SLICERS - ECONOMY

8" BELT-DRIVEN ECONOMY MEAT SLICER



PARTS & LABOUR WARRANTY



FEATURES

- One piece die-cast aluminum housing allows quick and easy cleanup
- Easy-to-use, built-in sharpener ensures your blade stays like new
- Adjustable thickness knob allows for precise slicing down to 1/16"
- Manual feed carriage glides smoothly during slicing
- Ergonomically designed knob makes adjustment simple
- Dual purpose handle with ergonomic design makes control and slicing easy
- Removable for cleaning

Item	39467
Model	MS-CN-0195
Blade Size	8" / 195 mm
Construction	Die-cast Aluminum
Cut Thickness	0.02" to 0.59" / 0.5mm to 15mm
Cut Size	6" x 5.5"
Cheese Slicing*	□□□
Slicing Volume+	< 30 mins
RPM	500-510 RPM
Power	0.24 hp / 180W
Electrical	110V / 60Hz / 1Ph
Net Weight	26.5 lb. / 12 kg.
Net Dimensions	16.9" x 15.9" x 15.9"
Gross Weight	31 lb. / 14 kg.
Gross Dimensions	18.9" x 18.1" x 18.1"



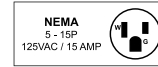
39467

*Cheese Slicing Ratings □□□ Not Recommended □□□ Occasional □□□ Low □□□ Medium □□□ High

*Results may vary due to product consistency and temperature

MEAT SLICERS

9" BELT-DRIVEN ECONOMY MEAT SLICERS



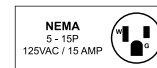
FEATURES

- Most compact designs and are ideal for small operations where space is limited
- Excellent for slicing vegetables and processed meats
- Ideal for someone looking for a more economical solution that does not compromise on quality

	cETLus, Retail Ready	In compliance with Province of Quebec safety standards
Item	21629	41710
Model	MS-CN-0220	MS-CN-0220-C
Blade Size	9" / 220 mm	9" / 220 mm
Construction	Anodized Aluminum	Anodized Aluminum
Cut Thickness	0.2 - 15 mm	0.2 - 15 mm
Cut Size	6.29" x 9"	6.29" x 9"
Cheese Slicing*	□□□	□□□
Slicing Volume+	< 30 mins	< 30 mins
RPM	300	300
Power	0.16 hp / 120 W	0.16 hp / 120 W
Electrical	110V / 60Hz / 1Ph	110V / 60Hz / 1Ph
Net Weight	32 lb. / 14.5 kg.	32 lb. / 14.5 kg.
Net Dimensions	19.5" x 17" x 15"	19.5" x 17" x 15"
Gross Weight	33 lb. / 15 kg.	33 lb. / 15 kg.
Gross Dimensions	21" x 17" x 16"	21" x 17" x 16"



10" BELT-DRIVEN MEAT SLICERS



FEATURES

- Most compact designs and are ideal for small operations where space is limited
- Excellent for slicing vegetables and processed meats
- Ideal for someone looking for a more economical solution that does not compromise on quality

	cETLus, ETL Sanitation Retail Ready	In compliance with Province of Quebec safety standards
Item	19067	41711
Model	MS-CN-0250	MS-CN-0250-C
Blade Size	10" / 250 mm	10"/250 mm
Construction	Anodized Aluminum	Anodized Aluminum
Cut Thickness	0.2 - 15 mm	0.2 - 15 mm
Cut Size	7" x 10"	7" x 10"
Cheese Slicing*	□□□	□□□
Slicing Volume+	< 30 mins	< 30 mins
RPM	150	150
Power	0.20 hp / 150 W	0.20 hp / 150 W
Electrical	110V / 60Hz / 1Ph	110V / 60Hz / 1Ph
Net Weight	40 lb. / 18 kg.	40 lb. / 18 kg.
Net Dimensions	21" x 18" x 15.75"	21" x 18" x 15.75"
Gross Weight	43 lb. / 19.5 kg.	43 lb. / 19.5 kg.
Gross Dimensions	23" x 19" x 17"	23" x 19" x 17"



*Cheese Slicing Ratings □□□ Not Recommended □□□ Occasional □□□ Low □□□ Medium □□□ High

*Results may vary due to product consistency and temperature

MEAT SLICERS

12" BELT-DRIVEN ECONOMY MEAT SLICERS



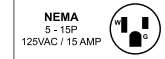
FEATURES

- Carriage moves smoothly on ball bearings allowing effortless cutting of deli meats
- High carbon steel 12-inch blade is hard chromed, with a hollow ground taper for extended sharpening and blade life
- Designed for easy removal and disassembly of parts for easy cleaning
- Features a blade lock for added safety during disassembly
- Perfect for restaurants and coffee shops

	cETLus, ETL Sanitation Retail Ready	In compliance with Province of Quebec safety standards, cETLus
Item	19068	41712
Model	MS-CN-0300	MS-CN-0300-C
Construction	Anodized Aluminum	Anodized Aluminum
Blade Size	12"/300 mm	12"/300 mm
Cut Thickness	0.2 - 15 mm	0.2 - 15 mm
Cut Size	7.87" x 12"	7.87" x 12"
Cheese Slicing*	■ ■ ■	■ ■ ■
Slicing Volume+	1 hour	1 hour
RPM	265	265
Power	0.33 hp / 250 W	0.33 hp / 250 W
Electrical	110V / 60Hz / 1Ph	110V / 60Hz / 1Ph
Net Weight	55 lb. / 25 kg.	55 lb. / 25 kg.
Net Dimensions	23.5" x 19" x 20"	23.5" x 20.5" x 19.5"
Gross Weight	60 lb. / 27 kg.	58 lb. / 26 kg.
Gross Dimensions	25" x 21" x 20"	24" x 21" x 20"



14" BELT-DRIVEN MEDIUM-DUTY MEAT SLICERS



FEATURES

- Perfect for low volume operations
- High horsepower motors and dependable belt drives
- Suited for sub shops, supermarkets, and demanding restaurant applications

Item	23544
Model	MS-CN-0350
Blade Size	14" / 350 mm
Construction	Anodized Aluminum
Cut Thickness	0.2 - 15 mm
Cut Size	12.59" x 14"
Cheese Slicing*	■ ■ ■
Slicing Volume+	2.5 hours
RPM	240
Power	0.50 hp / 370 W
Electrical	110V / 60Hz / 1Ph
Net Weight	130 lb. / 59 kg.
Net Dimensions	31" x 24" x 19.5"
Gross Weight	133 lb. / 60 kg.
Gross Dimensions	32" x 27" x 23"



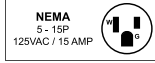
*Cheese Slicing Ratings ■ ■ ■ Not Recommended ■ ■ ■ Occasional ■ ■ ■ Low ■ ■ ■ Medium ■ ■ ■ High

*Results may vary due to product consistency and temperature

MEAT SLICERS

BELT-DRIVEN GRAVITY FEED MANUAL SLICERS - ELITE SERIES

8" BELT-DRIVEN ELITE MEAT SLICERS



FEATURES

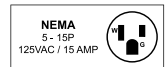
- Excellent for slicing vegetables and processed meats
- Most compact designs and are ideal for small operations where space is limited
- Perfect for small delis, coffee shops, and home kitchens
- 13607 has a blade sharpener
- Constructed of top quality anodized aluminum for durability and ease of cleaning.

	Removable Blade Sharpener	Fixed Blade Sharpener
Item	13606	13607
Model	MS-IT-0195	MS-IT-0195-S
Blade Size	8" / 195 mm	
Construction	Anodized Aluminum	
Cut Thickness	0 - 15 mm	
Cut Size	6.30" x 5.5"	
Cheese Slicing*	□□□	
Slicing Volume+	< 30 mins	
RPM	300	
Power	0.20 hp / 150 W	
Electrical	110V / 60Hz / 1Ph	
Net Weight	26 lb. / 12 kg.	
Net Dimensions	20.5" x 14.17" x 12.40"	
Gross Weight	27 lb. / 12.5 kg.	
Gross Dimensions	17" x 16" x 15"	



13606/13607

9" BELT-DRIVEN ELITE MEAT SLICERS



FEATURES

- The high carbon steel blades are hard chromed, with a hollow ground taper for extended sharpening and blade life
- Offers exceptional cutting consistency and durability
- Easy to disassemble for quick cleaning
- The carriage moves smoothly on ball bearings allowing effortless cutting of deli meats and vegetables
- Perfect for low volume operations

	cETLus, ETL Sanitation	In compliance with Province of Quebec safety standards, cETLus
Item	13616	31342
Model	MS-IT-0220-U	MS-IT-0220-C
Construction	Anodized Aluminum	Anodized Aluminum
Blade Size	9"/220 mm	9"/220 mm
Cut Thickness	0 - 15 mm	0 - 15 mm
Cut Size	8.25" x 6.05"	8.25" x 6.05"
Cheese Slicing*	□□□	□□□
Slicing Volume+	< 30 mins	< 30 mins
RPM	300	300
Power	0.25 hp / 190 W	0.25 hp / 190 W
Electrical	120V/ 60Hz / 1Ph	120V/ 60Hz / 1Ph
Net Weight	30 lb. / 13.5 kg.	30 lb. / 13.5 kg.
Net Dimensions	22.83" x 16" x 13.40"	22.83" x 16" x 13.40"
Gross Weight	37 lb. / 17 kg.	36 lb. / 16 kg.
Gross Dimensions	20" x 19" x 16"	19" x 19" x 16"



13616

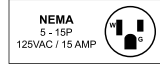


31342

*Cheese Slicing Ratings □□□ Not Recommended □□□ Occasional □□□ Low □□□ Medium □□□ High

*Results may vary due to product consistency and temperature

10" BELT-DRIVEN ELITE MEAT SLICERS WITH COMPACT BODY



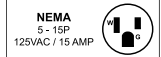
FEATURES

- Perfect for low volume operations
- High carbon steel blades are hard chromed, with a hollow ground taper for extended sharpening and blade life
- Easy to disassemble for quick cleaning
- Offers exceptional cutting consistency and durability
- Carriage moves smoothly on ball bearings allowing effortless cutting of deli meats and vegetables

Item	13623
Model	MS-IT-0250-IP
Blade Size	10"/250 mm
Construction	Anodized Aluminum
Cut Thickness	0 - 15 mm
Cut Size	8.25" X 6.30
Cheese Slicing*	□□□
Slicing Volume+	< 30 mins
RPM	300
Power	0.25 hp / 190 W
Electrical	120V/ 60Hz / 1Ph
Net Weight	30 lb. / 13.5 kg.
Net Dimensions	22.83" X 16" X 13.40"
Gross Weight	39 lb. / 18 kg.
Gross Dimensions	22" X 18" X 18"



10" BELT-DRIVEN ELITE MEAT SLICERS



FEATURES

- Engineered to take up as little space as possible
- Larger blades allow for greater cutting capacity
- Perfect for slicing a variety of foods, these slicers are ideal for restaurants and sandwich shops

	cETLus, ETL Sanitation	In compliance with Province of Quebec safety standards, cETLus
Item	13620	31343
Model	MS-IT-0250-U	MS-IT-0250-C
Construction	Anodized Aluminum	Anodized Aluminum
Blade Size	10" / 250 mm	10" / 250 mm
Cut Thickness	0 - 16 mm	0 - 16 mm
Cut Size	8.66" x 7.25"	8.66" x 7.25"
Cheese Slicing*	■□□	■□□
Slicing Volume+	45 mins	45 mins
RPM	300	300
Power	0.30 hp / 220 W	0.30 hp / 220 W
Electrical	120V/ 60Hz / 1Ph	120V / 60Hz / 1Ph
Net Weight	34 lb. / 15 kg.	34 lb. / 15 kg.
Net Dimensions	25.6" x 19.5" x 17.3"	25.6" x 19.5" x 17.3"
Gross Weight	42 lb. / 19 kg.	42 lb. / 19 kg.
Gross Dimensions	25" x 21" x 20"	25" x 21" x 20"

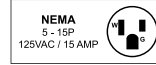


*Cheese Slicing Ratings □□□ Not Recommended ■□□ Occasional ■□□ Low ■□□ Medium ■■■ High

*Results may vary due to product consistency and temperature

MEAT SLICERS

10" MEDIUM-DUTY BELT-DRIVEN ELITE MEAT SLICERS



FEATURES

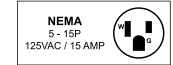
- Perfect for low volume operations
- High carbon steel blades are hard chromed, with a hollow ground taper for extended sharpening and blade life
- Easy to disassemble for quick cleaning
- Offers exceptional cutting consistency and durability
- Carriage moves smoothly on ball bearings allowing effortless cutting of deli meats and vegetables

Item	13621
Model	MS-IT-0250-I
Construction	Anodized Aluminum
Blade Size	10" / 250 mm
Cut Thickness	0 - 15 mm
Cut Size	10.23" x 7.5"
Cheese Slicing*	■■■
Slicing Volume+	1 hour
RPM	300
Power	0.35 hp / 260 W
Electrical	110V / 60Hz / 1Ph
Net Weight	55 lb. / 25 kg.
Net Dimensions	24.80" x 18.90" x 17.32"
Gross Weight	58 lb. / 26 kg.
Gross Dimensions	25" x 21" x 20"



13621

11" BELT-DRIVEN ELITE MEAT SLICERS



FEATURES

- Perfect for low volume operations
- High carbon steel blades are hard chromed, with a hollow ground taper for extended sharpening and blade life
- Easy to disassemble for quick cleaning
- Offers exceptional cutting consistency and durability
- Carriage moves smoothly on ball bearings allowing effortless cutting of deli meats and vegetables

	With Compact Body	Medium-Duty
Item	13624	13625
Model	MS-IT-0275-IP	MS-IT-0275-I
Construction	Anodized Aluminum	Anodized Aluminum
Blade Size	11" / 275 mm	11" / 275mm
Cut Thickness	0 - 15 mm	0 - 15 mm
Cut Size	8.66" x 8.66"	10.23" x 7.5"
Cheese Slicing*	■■■	■■■
Slicing Volume+	45 mins	1 hour
RPM	300	300
Power	0.30 hp / 220 W	0.35 hp / 260 W
Electrical	110V / 60Hz / 1Ph	110V / 60Hz / 1Ph
Net Weight	40 lb. / 18 kg.	50 lb. / 28 kg.
Net Dimensions	24.40" x 17.32" x 15.35"	25.20" x 19.5" x 17.32"
Gross Weight	42 lb. / 19 kg.	59 lb. / 27 kg.
Gross Dimensions	22" x 19" x 18"	25" x 21" x 20"



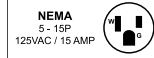
13624



13625

*Cheese Slicing Ratings ■■■ Not Recommended ■■■ Occasional ■■■ Low ■■■ Medium ■■■ High
 *Results may vary due to product consistency and temperature

12" BELT-DRIVEN ELITE MEAT SLICERS WITH COMPACT BODY



FEATURES

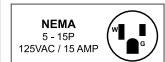
- Perfect for low volume operations
- High carbon steel blades are hard chromed, with a hollow ground taper for extended sharpening and blade life
- Easy to disassemble for quick cleaning
- Offers exceptional cutting consistency and durability
- Carriage moves smoothly on ball bearings allowing effortless cutting of deli meats and vegetables

Item	21624
Model	MS-IT-0300-I
Blade Size	12" / 300 mm
Construction	Anodized Aluminum
Cut Thickness	0 - 16 mm
Cut Size	8.66" x 7.5"
Cheese Slicing*	■ ■ ■
Slicing Volume+	1 hour
RPM	300
Power	0.35 hp / 260W
Electrical	120V / 60Hz / 1Ph
Net Weight	34 lb. / 15.5 kg.
Net Dimensions	24.40" x 16.75" x 14.56"
Gross Weight	49 lb. / 22 kg.
Gross Dimensions	25" x 21" x 20"



21624

12" BELT-DRIVEN ELITE MEAT SLICERS



FEATURES

- Perfect for low volume operations
- High carbon steel blades are hard chromed, with a hollow ground taper for extended sharpening and blade life
- Easy to disassemble for quick cleaning
- Offers exceptional cutting consistency and durability
- Carriage moves smoothly on ball bearings allowing effortless cutting of deli meats and vegetables

	cETLus , ETL Sanitation	In compliance with Province of Quebec safety standards
Item	13628	31344
Model	MS-IT-300-U	MS-IT-0300-C
Blade Size	12" / 300 mm	12" / 300 mm
Construction	Anodized Aluminum	Anodized Aluminum
Cut Thickness	0 - 16 mm	0 - 16 mm
Cut Size	10.23" x 8.41"	10.23" x 8.41"
Cheese Slicing*	■ ■ ■	■ ■ ■
Slicing Volume+	1 hour	1 hour
RPM	300	300
Power	0.35 hp / 200 W	0.35 hp / 200 W
Electrical	120V / 60Hz / 1Ph	120V / 60Hz / 1Ph
Net Weight	50 lb. / 23 kg.	50 lb. / 23 kg.
Net Dimensions	25.60" x 19.5" x 17.32"	25.60" x 19.5" x 17.32"
Gross Weight	63 lb. / 29 kg.	63 lb. / 29 kg.
Gross Dimensions	25" x 21" x 20"	25" x 21" x 20"



13628



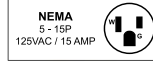
31344

*Cheese Slicing Ratings ■ ■ ■ Not Recommended ■ ■ ■ Occasional ■ ■ ■ Low ■ ■ ■ Medium ■ ■ ■ High

*Results may vary due to product consistency and temperature

MEAT SLICERS

12" / 13" / 14" MEDIUM-DUTY BELT-DRIVEN ELITE MEAT SLICERS



FEATURES

- High horsepower motors and dependable belt drives
- Suited for sub shops, supermarkets, and demanding restaurant applications

	12"	13"	14"
Item	13629*	13635*	13637
Model	MS-IT-300-IP	MS-IT-0330-L	MS-IT-0350-L
Construction	Anodized Aluminum	Anodized Aluminum	Anodized Aluminum
Blade Size	12"/300 mm	13" / 330 mm	14"/350 mm
Cut Thickness	0 - 16 mm	0 -16 mm	0 -16 mm
Cut Size	11.25" x 9"	11.25" x 9.84"	12.75" x 10.25"
Cheese Slicing*	■■■	■■■	■■■
Slicing Volume+	4 hours	4 hours	4 hours
RPM	280	280	286
Power	0.50 hp / 300 W	0.50 hp / 370 W	0.50 hp / 370 W
Electrical	110V / 60Hz / 1Ph	110V / 60Hz / 1Ph	110V / 60Hz / 1Ph
Net Weight	79.3 lb. / 36 kg.	85 lb. / 38.5 kg.	97 lb. / 44 kg.
Net Dimensions	30.3" x 21.25" x 18.3"	30.3" x 21.65" x 18.3"	22.83" x 23" x 19"
Gross Weight	84 lb. / 38 kg.	86 lb. / 39 kg.	104 lb. / 47 kg.
Gross Dimensions	28" x 25" x 21"	28" x 25" x 21"	29" x 32" x 22"



GEAR-DRIVEN GRAVITY FEED MANUAL SLICERS - ELITE SERIES

12" / 13" / 14" GEAR-DRIVEN HEAVY-DUTY ELITE MEAT SLICERS

Safety options and accessories available



FEATURES

- Provides long lasting heavy-duty performance and dependability
- Gears are constantly bathed in oil
- Polished anodized aluminum body with high carbon, hard chromed blade
- Easy to disassemble and clean
- Suitable for cheese and hard meats

	12"	13"	14"
Item	13641	13642	13643
Model	MS-IT-0300-G	MS-IT-0330-G	MS-IT-0350-G
Construction	Anodized Aluminum	Anodized Aluminum	Anodized Aluminum
Blade Size	12"/300mm	13"/330mm	14"/350mm
Cut Thickness	0-14 mm	0-14 mm	0-14 mm
Cut Size	5.9" x 9.8"	6.5" x 10.62"	7.28" x 11.42"
Cheese Slicing*	■■■	■■■	■■■
Slicing Volume+	All Day	All Day	All Day
RPM	250	250	250
Power	0.35 hp / 260 W	0.35 hp / 260 W	0.35 hp / 260 W
Electrical	110V / 60Hz / 1Ph	110V / 60Hz / 1Ph	110V / 60Hz / 1Ph
Net Weight	95 lb. / 43 kg.	99 lb. / 45 kg.	100 lb. /45 kg.
Net Dimensions	28.3" x 22.4" x 20"	28.75" x 24" x 20"	30" x 24.8" x 20"
Gross Weight	97 lb. / 44 kg.	101 lb. / 46 kg.	102 lb. / 46 kg.
Gross Dimensions	33" x 28" x 27"	33" x 28" x 27"	33" x 28" x 27"



*Cheese Slicing Ratings ■■■ Not Recommended ■■■ Occasional ■■■ Low ■■■ Medium ■■■ High


+Results may vary due to product consistency and temperature

13" GEAR-DRIVEN HEAVY-DUTY ELITE MEAT SLICERS



PARTS & LABOUR WARRANTY

for 31438 only



FEATURES

- ON/OFF one touch s/s switches with LED flush with slicer casting
- Removable parts for cleaning: blade cover, product-holder plate, aluminum meat grip, stainless steel slice deflector
- Blade with narrow band of chromium - plated hardened steel
- Readily removable transparent Plexiglas Protection on product - holder plate
- Interlock on gauge plate on zero position

	cETLus	In compliance with Province of Quebec Safety Standards
Item	31438	38917
Model	MS-IT-0330-F	MS-IT-0330-C
Construction	Aluminum and Stainless Steel	Aluminum and Stainless Steel
Blade Size	13" / 330 mm	13" / 330 mm
Cut Thickness	0 - 0.55" / 0 -14 mm	0 - 0.55" / 0 -14 mm
Cut Size	Rectangular - 10.6" x 6.7" Circular - 9.45"	Rectangular - 10.6" x 6.7" Circular - 9.45"
Cheese Slicing*		
Slicing Volume+	All Day	All Day
RPM	240	240
Power	0.47 hp / 350 W	0.47 hp / 350 W
Electrical	120V / 60Hz / 1Ph	120V / 60Hz / 1Ph
Net Weight	95 lb. / 43 kg.	95 lb. / 43 kg.
Net Dimensions	26.38" x 29.7" x 20.87"	26.38" x 28.7" x 20.87"
Gross Weight	105 lb. / 47.5 kg.	105 lb. / 47.5 kg.
Gross Dimensions	33" x 28" x 27"	32.7" x 28" x 26.7"



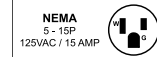
AUTOMATIC SLICERS GRAVITY FEED - ELITE SERIES

12" AUTOMATIC BELT DRIVEN GRAVITY FEED MEAT SLICERS

Safety options available. In compliance with Province of Quebec Safety Standards



PARTS & LABOUR WARRANTY



FEATURES

- Equipped with two separated fan-cooled motors: one operating the blade, the other one operating the carriage, removable sharpener, fixed blade ring guard, and removable product holder
- Crafted with anodized aluminum alloy and a tempered chromium steel blade
- Adjustable carriage stroke and available options
- Has removable aluminum blade cover, product holder, pusher, and stainless steel slice deflector

Item	13654
Model	MS-IT-0300-A
Construction	Anodized Aluminum
Blade Size	12"/300mm
Cut Thickness	0-14 mm
Cut Size	8.85" x 8.66"
Cheese Slicing*	
Slicing Volume+	8 hours or more
RPM	200
Power	2 x 0.50 hp / 370 W
Electrical	120V / 60Hz / 1Ph
Net Weight	90 lb. / 41 kg.
Net Dimensions	25.19" x 21.65" x 20.86"
Gross Weight	103 lb. / 47 kg.
Gross Dimensions	28" x 25.6" x 30"



*Cheese Slicing Ratings Not Recommended Occasional Low Medium High

*Results may vary due to product consistency and temperature

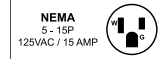
MEAT SLICERS

13" AUTOMATIC GEAR-DRIVEN ELITE MEAT SLICERS *Safety options available*



PARTS & LABOUR WARRANTY

For 39477 only



FEATURES

- Suitable for cheese and hard meats
- Gears are constantly bathed in oil
- Polished anodized aluminum body along with its high carbon, hard chromed blade provides long life and durability
- Ring guard included
- Equipped with safety features
- Easy to disassemble and clean

	cETLus, NSF Certified	In compliance with Province of Quebec safety standards, cETLus
Item	39477	13645
Model	MS-IT-0330-N	MS-IT-0330-A
Construction	Anodized Aluminum	Anodized Aluminum
Blade Size	13" / 330 mm	13" / 330mm
Cut Thickness	0 - 0.55" / 0 -14 mm	0 - 0.55" / 0 -14 mm
Cut Size	Rectangular - 10.2" x 6.7" Circular - 9.25"	Rectangular - 10.2" x 6.69" Circular - 9.25"
Cheese Slicing*		
Slicing Volume+	8 hours or more	8 hours or more
RPM	240	240
Power	0.60 hp / 450 W	2 x 0.50 hp / 370 W
Electrical	120V / 60Hz / 1Ph	120V / 60Hz / 1Ph
Net Weight	130 lb. / 69 kg.	123.5 lb. / 56 kg.
Net Dimensions	25.6" x 28.7" x 24.4"	25.6" x 28.7" x 24.4"
Gross Weight	153 lb. / 59 kg.	143 lb. / 65 kg.
Gross Dimensions	36" x 34" x 30"	36" x 34" x 30"



39477



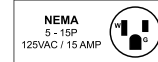
13645

VERTICAL FEED SLICERS WITH HORIZONTAL MEAT CARRIAGE - ELITE SERIES

VERTICAL BELT-DRIVEN ELITE MEAT SLICERS



PARTS & LABOUR WARRANTY



FEATURES

- Made of anodized aluminum alloy which makes it easy to clean and meet the most demanding sanitation requirements
- Precise decimal thickness regulator ranges between 0 and 16 mm
- Equipped with a built-in blade sharpener for effective cutting
- Plate mounted on the ball bearings creates an exceptionally smooth operation
- Ideal for thin prosciutto slicing



	12"	13"	14"	14.5"
Item	46162	46163	39583	39584
Model	MS-IT-0300-CE	MS-IT-0330-CE	MS-IT-0350	MS-IT-0370-V
Construction	Anodized Aluminum	Anodized Aluminum	Anodized Aluminum	Anodized Aluminum
Blade Size	12"/300 mm	13" / 330 mm	14"/350 mm	14.5"/370 mm
Cut Thickness	0-16mm	0-16mm	0-16mm	0-16mm
Cut Size	10" x 8.7"	10" x 8.7"	11.81" x 10.43"	11.42" x 10.82"
Cheese Slicing*	-	-	-	-
Slicing Volume+	4 hours	4 hours	4 hours	4 hours
RPM	280	260	260	260
Power	0.50 hp / 370 W	0.50 hp / 370 W	0.50 hp / 370 W	0.50 hp / 370 W
Electrical	110V / 60Hz / 1Ph	110V / 60Hz / 1Ph	110V / 60Hz / 1Ph	110V / 60Hz / 1Ph
Net Weight	75 lb. / 34 kg.	75 lb. / 34 kg.	99 lb. / 45 kg.	101 / 46 kg.
Net Dimensions	21.7" x 28" x 21.7"	21.7" x 28" x 21.7"	115 lb. / 52 kg.	117 lb. / 53 kg.
Gross Weight	88 lb. / 40 kg.	88 lb. / 40 kg.	25.6" x 32.3" x 25.2"	21.7" x 28" x 21.7"
Gross Dimensions	22.8" x 28" x 24.8"	22.8" x 28" x 24.8"	32" x 28" x 25"	32" x 28" x 25"

S SERIES VERTICAL GEAR-DRIVEN MEAT SLICERS



PARTS & LABOUR WARRANTY



The "S" Series Slicers are especially designed to cut fresh meat. The large horizontal carriage has a double sliding table, specifically designed to cut fresh meat by providing a long stroke depth.

FEATURES

- Superglide: Specially treated gauge-plate and blade cover for a smoother performance that ensures precision cuts at all times
- Additional safeties: Fixed blade ring guard; aluminum thumb guard; interlock for carriage disassembly; NVR (No Voltage Release) switch and protections on the sharpener and blade



The specialized gauge plate and blade cover are treated with a unique process called SUPERGLIDE to reduce friction while slicing.



Control Pushbutton. NVR (No Voltage Release) Switch



Interlock for carriage disassembly



Ring Guard



Aluminum thumb guard protection for added safety



Ergonomically designed to clean hard to reach areas



Built-in sharpener



Slice thickness control

	12.3" cETLus	14" In compliance with Province of Quebec safety standards, cETLus
Item	44006	39631
Model	MS-IT-0313-H	MS-IT-0350-H
Construction	Anodized Aluminum	Anodized Aluminum
Blade Size	12.3" / 313 mm	14" / 350 mm
Cut Thickness	0-25 mm	0-25 mm
Cut Size	10.63" x 8.86"	12.20" x 9.84"
Cheese Slicing*	-	-
Slicing Volume*	All Day	All Day
RPM	250	250
Power	0.40 hp / 300 W	0.40 hp / 300 W
Electrical	110V / 60Hz / 1Ph	110V / 60Hz / 1Ph
Net Weight	84 lb. / 38 kg.	110 lb. / 50 kg.
Net Dimensions	29" x 26" x 20"	26" x 28" x 21.7"
Gross Weight	101 lb. / 46 kg.	112 lb. / 51 kg.
Gross Dimensions	33" x 28" x 27"	34" x 31" x 26"

MEAT SLICERS

15" GEAR-DRIVEN HORIZONTAL ELITE MEAT SLICERS



FEATURES

- New design: rounded and enlarged receiving surface
- Removable carriage, end grip and blade cover for easy cleaning
- Anodized aluminum alloy construction
- Superglide: Specially treated gauge-plate and blade cover for a smoother performance that ensures precision cuts at all times
- Additional safety features: Fixed blade ring guard; aluminum thumb guard; Interlock For Carriage Disassembly; NVR (No Voltage Release) switch and protections on the sharpener and blade

	Red NEW! In compliance with Province of Quebec safety standards	Silver In compliance with Province of Quebec safety standards
Item	49532	38915
Model	MS-IT-0370-H-R	MS-IT-0370-H
Construction	Anodized Aluminum	Anodized Aluminum
Blade Size	15" / 370 mm	15" / 370mm
Cut Thickness	0-25mm	0.40 hp / 300 W
Cut Size	14.56" x 10.23"	14.56" x 10.23"
Cheese Slicing*	-	-
Slicing Volume+	All Day	All Day
RPM	250	250
Power	0.40 hp / 300 W	0.40 hp / 300 W
Electrical	110V / 60Hz / 1Ph	110V / 60Hz / 1Ph
Net Weight	125 lb. / 58 kg.	125 lb. / 58 kg.
Gross Weight	140 lb. / 63.5 kg.	140 lb. / 63.5 kg.
Net Dimensions	31.5" x 29.5" x 22"	31.5" x 29.5" x 22"
Gross Dimensions	36" x 34" x 27"	36" x 34" x 27"



MEAT SLICER COVER

Item	44264
Description	Meat Slicer Cover, 100% Cotton made cover for 8" or 9" blade sizes meat slicers



44264

MEAT SLICER CART



Item	44722
Description	Meat Slicer Cart, 29" x 20.5" x 30" (extends to 19.5" max), S/S Removable Flat Top Shelf, 16 Aluminum Tubing
Load Capacity	Top Table: 99 lb. / 45 kg. Sliding Panel: 22 lb. / 10 kg.



44722

Perfect balance between style, craftsmanship, passion, and cutting edge manufacturing techniques



Different types of Volano flywheels and colors are available upon request

This classic style, circa 1919, Volano slicer was designed by reaching a perfect balance between style, craftsmanship, passion, and cutting edge manufacturing techniques. The vintage look offers a sense of tradition with a touch of modern technology. The classic Volano slicers feature a removable stainless steel cover tray, comb pusher and receiving tray which makes washing and sanitizing easy. The

wide space between the blade and the slicer body provides easy access when cleaning.

The slicer comes with a shiftable 360° blade guard, covering the entire blade, designed for safety while not compromising performance. The machine is equipped with a professional heavy duty sharpener, which ensures the blade stays sharp on every use.

HISTORIC MANUAL VOLANO SLICER



PARTS & LABOUR WARRANTY



Item	44007
Model	MS-IT-0319-M
Blade Size	12 1/2" / 319 mm
Cut Thickness Range	0.3 - 4 mm
Cut Size	8" x 8.66"
Net Weight	110 lb. / 50 kg.
Net Dimensions	32.7" x 23" x 22"
Gross Weight	144 lb. / 65 kg.
Gross Dimensions	36" x 34" x 29"



MANUAL SLICER WITH STANDARD FLYWHEEL



PARTS & LABOUR WARRANTY

Item	46088
Model	MS-IT-0370-S
Blade Size	14.5" / 370 mm
Cut Thickness Range	0 mm - 4 mm
Cut Size	11.4" x 10.2" / Dia 10.2"
Net Weight	176 lb. / 80 kg.
Net Dimensions	31.1" x 39" x 27"
Gross Weight	111.5 lb. / 50.5 kg.
Gross Dimensions	20" x 31.5" x 31"



360° shiftable blade guard for safety



Stainless steel comb pusher for durability



Removable stainless steel slice receiving tray for total hygiene

MANUAL VOLANO SLICERS *Stand sold separately*



FEATURES

- Designed in brilliant red with nostalgic appeal
- Fully hand operated, simple to maintain and operate
- Durable and consistent slicing
- Built-in blade sharpener keeps the blade sharp for efficient cutting
- Other flywheel and trim colors are available as special order
- Machines also available in different colors
- Designed for precise slicing of fine meat & prosciuttos

MANUAL SLICERS LUXURY EDITION WITH FLOWER FLYWHEEL



	12" Luxury Black	12" Luxury Red
Item	46089	44375
Model	MS-IT-0300-BF	MS-IT-0300-ML
Blade Size	12"/300 mm	12" / 300 mm
Cut Thickness	0-2.5 mm	0-2.5 mm
Cut Size	9" x 7"	9" x 7"
Net Weight	100 lb. / 45 kg.	97 lb. / 44 kg.
Gross Weight	143 lb. / 65 kg.	100 lb. / 45 kg.
Gross Dimensions	31.5" x 29" x 39"	25" x 31.5" x 27.6"



44375 (New decoration "Liberty" and hand made Olive wood kit available)



46089

MANUAL SLICERS WITH FLOWER FLYWHEEL



	10"	12"
Item	26072	26073
Model	MS-IT-0250-MF	MS-IT-0300-MF
Blade Size	10" / 250 mm	12" / 300 mm
Cut Thickness	0-2 mm	0-2 mm
Cut Size	7.30" x 5.90"	9" x 7.5"
Net Weight	72.6 lb. / 33 kg.	100 lb. / 45.35 kg.
Gross Weight	99 lb. / 45 kg.	169 lb. / 76.6 kg
Gross Dimensions	32" x 26" x 28"	30" x 30" x 27"

	14"	14.5"
Item	26074	20387
Model	MS-IT-0350-MF	MS-IT-0370-MF
Blade Size	14"/350 mm	14.5" /370 mm
Cut Thickness	0-2.5 mm	0-2.5 mm
Cut Size	10.62" x 9.44"	10.62" x 9.84"
Net Weight	178 lb. / 81 kg.	178 lb. / 81 kg.
Gross Weight	228 lb. / 103 kg	220 lb. / 100 kg.
Gross Dimensions	37" x 37" x 34"	37" x 33" x 38"



MANUAL SLICERS WITH STANDARD FLYWHEEL



*For item 46131 only



	10"	12"	12" with ETL certificate
Item	20013	13634	46131*
Model	MS-IT-0250-M	MS-IT-0300-M	MS-IT-0300-ME
Blade Size	10"/250 mm	12"/300 mm	12"/300 mm
Cut Thickness	0-2 mm	0-2 mm	0-2.5 mm
Cut Size	7.30" x 5.90"	9" x 7.5"	9" x 7.5"
Net Weight	72.6 lb. / 33 kg	100 lb. / 45 kg.	100 lb. / 45 kg.
Gross Weight	100 lb. / 45 kg	116 lb. / 53 kg.	143 lb. 65 kg.
Gross Dimensions	30" x 26" x 27"	30" x 26" x 28"	31.5" x 29" x 39"



46131

	14"	14.5"
Item	13639	18830
Model	MS-IT-0350-M	MS-IT-0370-M
Blade Size	14"/350 mm	14.5"/370 mm
Cut Thickness	0-2.5 mm	0-2.5 mm
Cut Size	10.62" x 9.44"	10.62" x 9.84"
Net Weight	178 lb. / 81 kg.	178 lb. / 81 kg.
Gross Weight	234 lb. / 106 kg	234 lb. / 106 kg
Gross Dimensions	37" x 33" x 38"	37" x 33" x 38"



13639 & 18987

PEDESTAL STANDS

PEDESTAL STANDS WITHOUT WHEELS

Item	Description	Compatible Item(s)
20014	Red Pedestal Stand	20013 and 26072
18986	Red Pedestal Stand	13634 and 26073
18987	Red Pedestal Stand	13639, 18830, 26074 and 20387
46134	Red Pedestal Stand	46088
45304	Red Pedestal Stand	44007



Pedestal Stand

46134

PEDESTAL STAND WITH WHEELS

Item	Description	Compatible Item(s)
46336	Red Pedestal Stand with wheels	26074, 20387, 13639 and 18830
46337	Red stand with wheels	26072, 26073, 44375, 46089, 20013, 13634, 46131 and 44375
45983	Black stand with wheels	26074, 20387, 13639 and 18830



46336 (Stand with wheel)

Sausage Stuffers



HEAVY-DUTY SAUSAGE STUFFERS - VERTICAL GEAR - SINGLE SPEED



FEATURES

- The aluminum gear-box and two steel bars create a more sturdy frame
- Safer and more sanitary structure by covering all gears with the gear box
- Prevents the abnormal wear of the gears if the frame and the threaded rod are not aligned up well
- Comes with 3 plastic sausage spouts

Item	44203	44205
Type	Vertical - Direct Drive	Vertical - Direct Drive
Capacity	6 lb. / 3 kg.	15 lb. / 7 kg.
Sausage spouts (mm)	15mm, 20mm, and 30mm	15mm, 20mm, and 30mm
Net Weight	10.6 lb. / 4.8 kg.	25 lb. / 11.5 kg.
Net Dimensions	6" x 9.25" x 15"	8.66" x 11.81" x 16.69"
Gross Weight	13 lb. / 6 kg.	33 lb. / 15 kg.
Gross Dimensions	12.2" x 8.7" x 18.9"	15.7" x 12" x 21.7"
Funnel Set	Item 16823	-



STAINLESS STEEL 11 LB. / 5 KG. VERTICAL GEAR MANUAL SAUSAGE STUFFER



FEATURES

- Rust-proof and dismountable body: easy to clean, healthier and more hygienic.
- Comes with 4 sausage filling tube attachments: 1.5 cm, 2 cm, 3cm and 3.5 cm.
- The connection between the bucket body and bracket is made of metal, easy to assemble and scratch-resistant.
- High quality stainless steel sausage filling tubes
- High quality steel, rust-proof, powerful and durable gear filter

Item	47432
Type	Vertical Gear Manual
Capacity	11 lb. / 5 kg.
Material	201 Frame / 304 Cylinder
Cylinder Size (DiaH)	9" X 10.6"
Net Weight	24 lb. / 11 kg.
Net Dimensions (DWH)	12.2" X 12.2" X 25.6"
Gross Weight	27.6 / 12/5 kg. lb.
Gross Dimensions (DWH)	27.2" X 14.2" X 14.6"



SAUSAGE STUFFERS

STAINLESS STEEL VERTICAL GEAR DRIVE MANUAL SAUSAGE STUFFER



FEATURES

- Rust-proof and dismountable body: easy to clean, healthier and more hygienic.
- Comes with 4 sausage filling tube attachments: 1.5 cm, 2 cm, 3cm and 3.5 cm.
- The connection between the bucket body and bracket is made of metal, easy to assemble and scratch-resistant.
- High quality stainless steel sausage filling spouts
- High quality steel, rust-proof, powerful and durable gear filter

Item	47538	47539
Type	Vertical - Gear Drive	Vertical - Gear Drive
Capacity	7 lb. / 3 kg.	15 lb. / 7 kg.
Material	201 frame / 304 cylinder	201 Frame / 304 Cylinder
Net Weight	21.6 lb. / 9.8 kg.	27.3 lb. / 12.4 kg.
Net Dimensions (DWH)	12.2" x 12.2" x 20.9"	12.2" x 12.2" x 30.5"
Gross Weight	25.3 lb. / 11.5 kg.	30.8 lb. / 14 kg.
Gross Dimensions (DWH)	14.2" x 14.6" x 22.6"	14.6" x 14.6" x 33.3"



STAINLESS STEEL VERTICAL MANUAL SAUSAGE STUFFER



FEATURES

- Rust-proof and dismountable body: easy to clean, healthier and more hygienic.
- Comes with 4 sausage filling tube attachments: 1.5 cm, 2 cm, 3cm and 3.5 cm.
- The connection between the bucket body and bracket is made of metal, easy to assemble and scratch-resistant.
- High quality stainless steel sausage filling spouts
- High quality steel, rust-proof, powerful and durable gear filter

Item	47499	47500
Type	Vertical Gear Manual	Vertical Gear Manual
Capacity	22 lb. / 10 kg.	33 lb. / 15 kg.
Material	201 frame / 304 cylinder	201 frame / 304 cylinder
Cylinder Size (DiaH)	9" x 10.6"	9" x 15.75"
Net Weight	50.7 lb. / 23 kg.	57.3 lb. / 26 kg.
Net Dimensions	15.4" x 19" x 29.5"	15.4" x 19" x 33.5"
Gross Dimensions	15.7" x 19.7" x 29.7"	15.7" x 19.7" x 34.4"



ELITE SERIES MANUAL SAUSAGE STUFFERS - HORIZONTAL



40517




13725



48161

	11 lb. / 5 kg. Capacity	30 lb. / 15 kg. Capacity	15 lb. / 7 kg. Capacity
Item	40517	13725*	48161
Type	Horizontal Two-Speed Gear-Driven	Horizontal Two-Speed Gear-Driven	Horizontal
Capacity	11 lb. / 5 kg.	30 lb. / 15 kg.	15 lb. / 7 kg.
Sausage spouts (mm)	10, 20, 30, 40	10, 20, 30, 40	15, 23, 28, 38
Net Weight	15.4 lb. / 7 kg.	66 lb. / 30 kg.	26.2 lb. / 12 kg.
Net Dimensions	20.5" x 8" x 6.3"	30.70" x 11" x 10"	34.1" x 13" x 7.9"
Gross Weight	18 lb. / 8 kg.	67 lb. / 30.5 kg.	45 lb. / 12 kg.
Gross Dimensions	21" x 9" x 9"	32" x 12" x 10"	25" x 10" x 10"

	15 lb. / 7 kg. Capacity
Item	13738
Type	Horizontal All Stainless Steel Two-Speed Gear-Driven
Capacity	15 lb. / 7 kg.
Sausage spouts (mm)	10, 20, 30, 40
Net Weight	33 lb. / 15 kg.
Net Dimensions	23.6" x 9.5" x 8.7"
Gross Weight	35 lb. / 16 kg.
Gross Dimensions	25" x 10" x 10"



13738

ELITE SERIES MANUAL - VERTICAL



44924



13734



38000

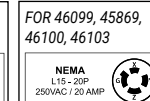
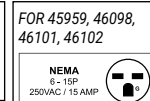
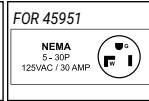
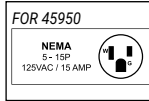
13727

	11 lb. / 5 kg. capacity	15 lb. / 7 kg. capacity
Item	13734	38000
Type	Vertical All Stainless Steel Two-Speed Gear-Driven	Vertical, Two-Speed Gear-Driven
Capacity	11 lb. / 5kg.	15 lb. / 7 kg.
Sausage Spouts (mm)	10, 20, 30, 40	10, 20, 30, 40
Net Weight	27.6 lb. / 12.5 kg.	36.25 lb. / 16.5 kg.
Net Dimensions	10" x 9.84" x 23"	12.60" x 10" x 27"
Gross Weight	28 lb. / 13 kg.	42 lb. / 19 kg.
Gross Dimensions	24" x 12" x 11"	15" x 33" x 12"

	15 lb. / 7 kg. capacity	30 lb. / 15 kg. capacity
Item	44924	13727
Type	Vertical, All Stainless Steel, Two-Speed Gear-Driven	Vertical, Deluxe, All Stainless Steel, Two-Speed Gear-Driven
Capacity	15 lb. / 7 kg.	30 lb. / 15 kg.
Sausage Spouts (mm)	10, 20, 30, 40	10, 20, 30, 40
Net Weight	36 lb. / 16.5 kg.	59.5 lb. / 27 kg.
Net Dimensions	12.60" x 10.23" x 27.36"	15" x 13.4" x 32.67"
Gross Weight	41 lb. / 18.5 kg.	86 lb. / 39 kg.
Gross Dimensions	32" x 13" x 11.4"	34" x 15" x 14"

SAUSAGE STUFFERS

HEAVY-DUTY HYDRAULIC SAUSAGE STUFFERS



FEATURES

- 2 wheels and handle for easy transport
- Easily accessible speed control
- Pressure gauge
- Removable lid; adjustable lock nuts with handle
- Independent hydraulic oil reservoir
- Thermal protected motor
- Automatic knee lever lock until the piston reaches the lower position



Ergonomic knee lever
Reversible operating
direction



Removable lid, adjustable
lid lock nuts with handles



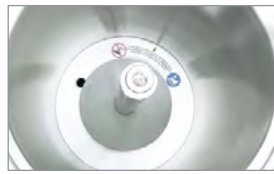
Speed control &
pressure gauge



3 transparent nozzles,
ø ext 14, 20 and 30 mm.
Maximum hygiene,
without edges



Adjustable
anti-vibration feet



Fully s/s barrel bottom
with water draining outlet.
Simple cleaning.



Optional Stainless Steel
Swivel Casters with Brakes
Item 69577

26 LB. CAPACITY - STAINLESS STEEL HYDRAULIC PISTON SAUSAGE STUFFERS

Item	45950	46098	46099
Model	SS-ES-0026-F	SS-ES-0026-FS	SS-ES-0026-FT
Approx. Meat Capacity	26 lb. / 12 kg.	26 lb. / 12 kg.	26 lb. / 12 kg.
Barrel Capacity	14.2 L / 3.7 Gal	14.2 L / 3.7 Gal	14.2 L / 3.7 Gal
Operating Temperature	5 to 40°C / 40 to 100°F	5 to 40°C / 40 to 100°F	5 to 40°C / 40 to 100°F
Power	1 hp / 750 W	1 hp / 750 W	0.75 hp / 550W
Amps	11 A	5 A	3.6 A
Electrical	110V / 60Hz / 1Ph	220V / 60Hz / 1Ph	208V / 60Hz / 3Ph
Net Weight	265 lb. / 120 kg.	265 lb. / 120 kg.	265 lb. / 120 kg.
Net Dimensions	21" x 19" x 49"	21" x 19" x 49"	21" x 19" x 49"
Gross Weight	310 lb. / 140 kg.	310 lb. / 140 kg.	310 lb. / 140 kg.
Gross Dimensions	17" x 27" x 54"	17" x 27" x 54"	17" x 27" x 54"

48 LB. CAPACITY - STAINLESS STEEL HYDRAULIC PISTON SAUSAGE STUFFERS

Item	45920	45959	45869
Model	SS-ES-0048-FS	SS-ES-0048-F	SS-ES-0048-FT
Approx. Meat Capacity	48 lb. / 22 kg.	48 lb. / 22 kg.	48 lb. / 22 kg.
Barrel Capacity	25.2 L / 6.6 Gal	25.2 L / 6.6 Gal	25.2 L / 6.6 Gal
Operating Temperature	5°C - 40°C / 40°F - 100°F	5°C - 40°C / 40°F - 100°F	5°C - 40°C / 40°F - 100°F
Power	1.75 hp / 1300 W	1.75 hp / 1300 W	1.5 hp / 1100 W
Amps	18 A	8.8 A	5.6 A
Electrical	110V / 60Hz / 1Ph	220V / 60Hz / 1Ph	208V / 60Hz / 3Ph
Net Weight	310 lb. / 140 kg.	310 lb. / 140 kg.	310 lb. / 140 kg.
Net Dimensions	23" x 21" x 49"	23" x 21" x 49"	23" x 21" x 49"
Gross Weight	350 lb. / 160 kg.	350 lb. / 160 kg.	350 lb. / 160 kg.
Gross Dimensions	21" x 27" x 54"	21" x 27" x 54"	21" x 27" x 54"

65 LB. CAPACITY - STAINLESS STEEL HYDRAULIC PISTON SAUSAGE STUFFERS

Item	45870	46101	46100
Model	SS-ES-0065-F	SS-ES-0065-FS	SS-ES-0065-FT
Approx. Meat Capacity	65 lb. / 28 kg.	65 lb. / 28 kg.	65 lb. / 28 kg.
Barrel Capacity	35 L / 9.2 Gal	35 L / 9.2 Gal	35 L / 9.2 Gal
Operating Temperature	5 to 40°C / 40 to 100°F	5 to 40°C / 40 to 100°F	5 to 40°C / 40 to 100°F
Power	1.75 hp / 1300 W	1.75 hp / 1300 W	1.5 hp / 1100 W
Amps	18 A	8.8 A	5.6 A
Electrical	110V / 60Hz / 1Ph	220V / 60Hz / 1Ph	208-220V / 60Hz / 3Ph
Net Weight	350 lb. / 160 kg.	350 lb. / 160 kg.	350 lb. / 160 kg.
Net Dimensions	23" x 21" x 49"	23" x 21" x 49"	23" x 21" x 49"
Gross Weight	400 lb. / 180 kg.	400 lb. / 180 kg.	400 lb. / 180 kg.
Gross Dimensions	21" x 27" x 54"	21" x 27" x 54"	21" x 27" x 54"

95 LB. CAPACITY - STAINLESS STEEL HYDRAULIC PISTON SAUSAGE STUFFERS

Item	45951	46102	46103
Model	SS-ES-0095-F	SS-ES-0095-FS	SS-ES-0095-FT
Approx. Meat Capacity	95 lb. / 43 kg.	95 lb. / 43 kg.	95 lb. / 43 kg.
Barrel Capacity	51 L / 13 Gal	51 L / 13 Gal	51 L / 13 Gal
Operating Temperature	5 to 40°C / 40 to 100°F	5 to 40°C / 40 to 100°F	5 to 40°C / 40 to 100°F
Power	2.5 hp / 1800 W	2.5 hp / 1800 W	2.5 hp / 1800 W
Amps	23 A	12.5 A	8 A
Electrical	110V / 60Hz / 1Ph	220V / 60Hz / 1Ph	208-220V / 60Hz / 3Ph
Net Weight	580 lb. / 260 kg.	580 lb. / 260 kg.	580 lb. / 260 kg.
Net Dimensions	25" x 26" x 64"	25" x 26" x 64"	25" x 26" x 64"
Gross Weight	660 lb. / 300 kg.	660 lb. / 300 kg.	660 lb. / 300 kg.
Gross Dimensions	29" x 27" x 59"	29" x 27" x 59"	29" x 27" x 59"

ACCESSORIES FOR HYDRAULIC SAUSAGE STUFFER

ALL STAINLESS STEEL NOZZLE/HORN

Item	Description	External Dia.	Internal Dia.	Tube Length	Item	Description	External Dia.	Internal Dia.	Tube Length
66615	short	10 mm	8 mm	160 mm	36051	long	12 mm	10 mm	240 mm
66614	short	12 mm	8 mm	240 mm	36052	long	14 mm	12 mm	240 mm
36060	short	12 mm	10 mm	206 mm	36053	long	18 mm	15 mm	240 mm
16505	short	12 mm	10 mm	160 mm	36054	long	20 mm	17 mm	280 mm
19420	short	15 mm	12 mm	195 mm	36055	long	25 mm	27 mm	280 mm
16507	short	18 mm	15 mm	160 mm	16510	long	30 mm	27 mm	280 mm
16508	short	20 mm	17 mm	195 mm	16511	long	38 mm	35 mm	280 mm
16509	short	25 mm	22 mm	195 mm	16512	long	43 mm	40 mm	280 mm
36057	short	30 mm	27 mm	200 mm	66843	-	14 mm	10 mm	160 mm
36058	short	38 mm	35 mm	220 mm	66844	-	20 mm	16 mm	196 mm
36059	short	43 mm	40 mm	200 mm	66845	-	30 mm	26 mm	196 mm



SAUSAGE STUFFERS

OTHER ACCESSORIES FOR HYDRAULIC SAUSAGE STUFFER

Item	Description
46180	Portion Control Head for F Series
18944	Portion Control Head for H Series
69577	Swivel casters with brakes (Set of 2) - stainless steel, black. For item 45950, 46099, 46098, 45920, 45869, 45959, 45870, 46101, 46100
69578	Swivel casters with brakes (Set of 2) - stainless steel, black. For item 45951, 46102, 46103



HAMBURGER PATTY FORMER FOR HYDRAULIC SAUSAGE STUFFERS

Item	Description
46955	Patty Former for F-Series Stuffers (Various patty sizes available)
46966	Patty Former for H-Series Stuffers (Various patty sizes available)

HAMBURGER PATTY FORMER - ACCESSORIES AR107 - standard size

Item	Description	Approximate Patty Weight	Item	Description	Approximate Patty Weight	Item	Description	Approximate Patty Weight
AR104	120 x 20mm	9.5 oz. / 267 g	AR107	120 x 15mm	7 oz. / 200 g	AR110	120 x 10mm	4.7 oz. / 133 g
AR105	100 x 20mm	6.5 oz. / 185 g	AR108	100 x 15mm	4.9 oz. / 139 g	AR111	100 x 10mm	3.3 oz. / 93 g
AR106	90 x 20mm	5.2 oz. / 150 g	AR109	90 x 15mm	4 oz. / 113 g	AR112	50 x 10mm	(3) 0.8 oz. / 23 g

SAUSAGE STUFFER SPOUTS Not for Item 44203 and 13741

Item	Description	Item	Description
10124	Plastic Sausage Stuffer Spouts 10mm	10153	Stainless Steel Sausage Stuffer Spouts 12mm, 10.25"L
10125	Plastic Sausage Stuffer Spouts 20mm	10154	Stainless Steel Sausage Stuffer Spouts 20mm, 10.25"L
10126	Plastic Sausage Stuffer Spouts 30mm	10155	Stainless Steel Sausage Stuffer Spouts 30mm, 10.25"L
10127	Plastic Sausage Stuffer Spouts 40mm	10156	Stainless Steel Sausage Stuffer Spouts 40mm, 10.25"L



SET OF 4 STAINLESS STEEL CHURRO NOZZLES ATTACHMENT FOR SAUSAGE STUFFER



FEATURES

- 3 churro shaper attachments
- 1 add-on attachment for making hollow churros
- Makes 6 shapes of churros – 3 solid and 3 hollow

- Food-grade standard – Made with high quality stainless steel.
- Dishwasher-safe
- Size of each mold – 2" dia.
- Fits most standard sausage stuffers

Item	47701
Description	Size of each attachment: 2" x 2"



Refrigeration

10



Imbera Products

Imbera is one of the strategic businesses of **FEMSA**, a well established public company founded in 1890. Femsa is a leader in the fast moving consumer goods (fmcg) industry.



THE NO.1 GLOBAL COMMERCIAL REFRIGERATION MANUFACTURER IN THE WORLD.

INNOVATION TO MEET CUSTOMER NEEDS

Imbera is constantly improving and building new models to meet our customers' demand for optimal performance and marketing appeal. 80% of the products supplied over the past two years are brand new or significantly improved.

INDUSTRY LEADING LOWEST LIFE COST

A 76% reduction in the Total Cost of Ownership (TCO) over the past years has been possible by introducing innovations such as:

- Standard high efficiency LED lighting
- Proprietary Energy Management & Maintenance Device (EMMD)
- Electronic fan motors and low maintenance condensers
- Increased component life

SUSTAINABILITY AND SOCIAL RESPONSIBILITY

Imbera strives to offer coolers & freezers with the lowest Life Cycle Climate Performance (LCCP) ensuring minimal environment impact at all stages of the products life cycle.

KEY FEATURES

• Electrical Temperature Controller

- Reduces energy consumption up to an additional 50%
- Reduces the product repair index up to 75%*, lowering maintenance costs
- Contributes to environmental sustainability by reducing energy consumption

• Low Maintenance Condenser

Imbera's condensers are designed especially for easy maintenance and long, trouble-free operation. Our units use technology developed by Imbera that drastically reduces your total cost of ownership by minimizing the maintenance required for your condenser.

- Prevents dust that blocks air flow
- Saves energy by not forcing the compressor to overwork
- Extends the life of the compressor

• Advanced Electrical Fan Motors

Advanced electronic fan motors allow better performance, using only a fraction of the energy required by a shaded pole motor.

• High Efficiency Glass Doors

"Low-e" double panel argon gas filled glass, packed with an extruded insulated plastic frame, making this door the most energy efficient in its category.

• Cyclopentane Insulation

CFC and HFC free Cyclopentane foam is eco-friendly and a high efficiency insulator.

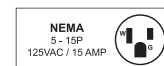
• Led Perimeter Lighting

The attractive LED lighting system, uses a portion of the energy of regular fluorescent lights. The useful lifespan is 10 times that of a fluorescent light bulb.

IMBERA REFRIGERATORS WITH SINGLE DOOR



	14" wide with 1.5 cu.ft. capacity	19" wide with 4 cu.ft. capacity
Item	45800	45801
Model	VR1.5	VR04
Capacity	20 oz bottle capacity - Flat: 15	20 oz bottle capacity - Flat: 50
Volume	1.5 cu.ft. / 42.4 L	4 cu.ft. / 113.3 L
Temperature Range	7 to 0°C / 44.6 to 32°F	7 to 0°C / 44.6 to 32°F
Power	1/10 hp	1/6 hp
Amps	1.7A	2.1 A
Electrical	115V / 60Hz / 1Ph	115V / 60Hz / 1Ph
Number of Doors	1 Swing Door	1 Swing Door
Number of Shelves	3	3
Interior Dimensions (WDH)	12.25" x 11" x 23.6"	17" x 16" x 24.75"
Net Weight	58 lb. / 26.3 kg.	96.3 lb. / 43.7 kg.
Net Dimensions (WDH)	14" x 18" x 28"	19" x 18" x 37.4"
Gross Weight	61.3 lb. / 27.8 kg.	100.3 lb. / 45.5 kg.
Gross Dimensions (WDH)	22.5" x 16.8" x 28"	26" x 23" x 37.4"





	21" wide with 5 cu.ft. capacity	19" wide with 7.7 cu.ft. capacity	25" wide with 9 cu.ft. capacity
Item	41214	41215	41216
Model	VR06	VR08	VR10
Capacity	20 oz. - Flat: 84 12 oz. - Flat: 132	20 oz. - Total: 100 Front: 5 12 oz. - Total: 200	20 oz. - Total: 126 Front: 7 12 oz. - Total: 288
Volume	5.1 cu.ft. / 144.4 L	7.7 cu.ft. / 220 L	8.9 cu.ft. / 253.4 L
Temperature Range	7 to 0°C / 44.6 to 32°F	7 to 0°C / 44.6 to 32°F	7 to 0°C / 44.6 to 32°F
Power	1/8 hp	1/6 hp	1/8 hp
Amps	2.5 A	3.0 A	3.0 A
Electrical	115V / 60Hz / 1Ph	115V / 60Hz / 1Ph	115V / 60Hz / 1Ph
Interior Dimensions (WDH)	18" x 21.75" x 31.75"	16" x 16.6" x 53"	22.6" x 18.6" x 40"
Number of Doors	1 Swing Door	1 Swing Door	1 Swing Door
Number of Shelves	3	5	3
Net Weight	120 lb. / 54 kg.	154 lb. / 70 kg.	157 lb. / 71 kg.
Net Dimensions (WDH)	27.75" x 21.25" x 36.25"	21" x 19.13" x 70.5"	23.75" x 24" x 53.75"
Gross Weight	Gross: 126.8 lb. / 57.5 kg. Crated: 136.9 lb. / 62.1 kg.	Gross: 163 lb. / 74 kg. Crated: 173.7 lb. / 78.8 kg.	Gross: 166.4 lb. / 82 kg. Crated: 185.2 lb. / 84 kg.
Gross Dimensions (WDH)	28" x 24" x 38"	21.25" x 21.5" x 74.8"	24" x 27" x 57"

	25" wide with 11.5 cu.ft. capacity	30" wide with 19.2 cu.ft. capacity	30" wide with 19.2 cu.ft. capacity & All black
Item	41217	41161	45445
Model	VR12	G319	G319 HC
Capacity	20 oz. - Total: 168 Front: 6 / Gravity: 144 12 oz. - Total: 384	20 oz. - Total: 240, Front: 8 / Gravity: 240 12 oz. - Total: 630, Gravity feed: 320	20 oz. - Total: 240, Front: 8 / Gravity: 240 12 oz. - Total: 630, Gravity feed: 320
Volume	11.5 cu.ft. / 328.2 L	19.2 cu.ft. / 543.6 L	19.2 cu.ft. / 543.6 L
Temperature Range	7 to 0°C / 44.6 to 32°F	7 to 0°C / 44.6 to 32°F	7 to 0°C / 44.6 to 32°F
Power	1/6 hp	1/4 hp	1/4HP
Amps	4.0 A	5.2 A	5.2 A
Electrical	115V / 60Hz / 1Ph	115V / 60Hz / 1Ph	115V / 60Hz / 1Ph
Number of Doors	1 Swing Door	1 Swing Door	1 Swing Door
Number of Shelves	4	5	5
Interior Dimensions (WDH)	22" x 18.6" x 50"	25.5" x 21.4" x 60.5"	25.5" x 21.4" x 60.5"
Net Weight	173 lb. / 78.5 kg.	211.8 lb. / 96 kg.	211.8 lb. / 96 kg.
Net Dimensions (WDH)	25" x 23.25" x 63.6"	29.4" x 27.25" x 78.75"	29.4" x 27.25" x 78.75"
Gross Weight	Gross: 183 lb. / 83 kg. Crated: 187.4 lb. / 85 kg.	Gross: 223.8 lb. / 101.5 kg. Crated: 257.1 lb. / 116.6 kg.	Gross: 223.8 lb. / 101.5 kg. Crated: 257.1 lb. / 116.6 kg.
Gross Dimensions (WDH)	25" x 23.5" x 85.5"	33" x 27.5" x 105.8"	33" x 27.5" x 105.8"

IMBERA REFRIGERATORS WITH DOUBLE & TRIPLE DOOR



3 YEARS PARTS & LABOUR WARRANTY

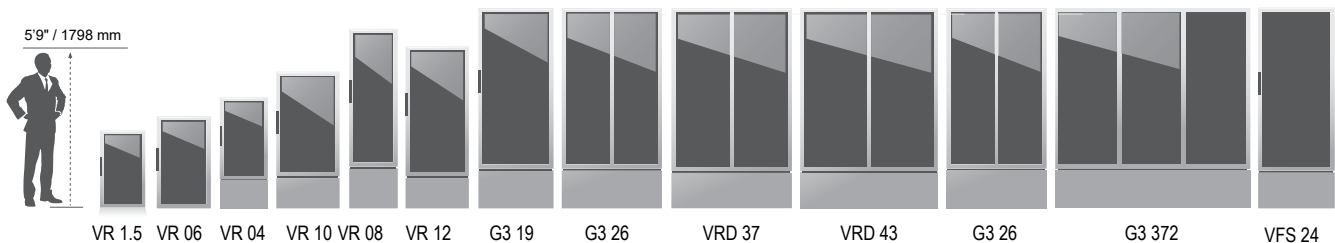


5 YEARS COMPRESSOR WARRANTY

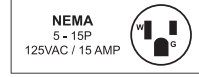


	40" wide with 26.7 cu.ft. capacity	47" wide with 37 cu.ft. capacity	54" wide with 41.6 cu.ft. capacity	79" wide with 70.8 cu.ft. capacity
Item	41219	45249	41218	41220
Model	VRD26	VRD37 HC BW	VRD43	G372
Capacity	20 oz. - Total: 300, Front: 5 12 oz. - Total: 840	20 oz. - Total: 490 Front: 7 12 oz. - Total: 882	20 oz. - Total: 560, Front: 8 / Gravity feed: 560 12 oz. - Total: 1134, Gravity feed: 560	20 oz. - Total: 840, Front: 7 12 oz. - Total: 1824
Volume	26.1 cu.ft. / 739.1 L	37.4 cu.ft. / 1059.7 L	41.6 cu.ft. / 1179.7 L	70.8 cu.ft. / 2004.8 L
Temperature Range	7 to 0°C / 44.6 to 32°F	7 to 0°C / 44.6 to 32°F	7 to 0°C / 44.6 to 32°F	7 to 0°C / 44.6 to 32°F
Power	1/3 hp	1/2 hp	1/2 hp	1/3 hp
Amps	7.5 A	8.3 a	10 A	13.8 A
Electrical	115V / 60Hz / 1Ph	115V / 60Hz / 1Ph	115V / 60Hz / 1Ph	115V / 60Hz / 1Ph
Number of Doors	2 Swing Doors	2 Swing Doors	2 Swing Doors	3 Swing Doors
Number of Shelves	10	10	10	15
Interior Dimensions (WDH)	35.4" x 21.75" x 60"	43" x 25" x 60"	50" x 25" x 60"	74.6" x 27.4" x 60"
Net Weight	340 lb. / 154 kg.	420 lb. / 190.5 kg.	441 lb. / 186.4 kg.	679 lb. / 308 kg.
Net Dimensions (WDH)	31" x 26.4" x 78.75"	47" x 30" x 78.75"	31" x 29.75" x 78.75"	78.75" x 33.25" x 78.75"
Gross Weight	359.4 lb. / 163 kg.	444 lb. / 201 kg.	466.3 lb. / 211.5 kg.	717.6 lb. / 325.5 kg.
Gross Dimensions	44.3" x 26.7" x 83.5"	57.75" x 30.25" x 83.5"	41.75" x 30" x 83.25"	88" x 33.5" x 83.5"

PRODUCTS COMPARISON



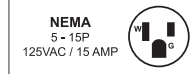
**79-INCH ELITE G372 FLOOR REFRIGERATOR
– ALL BLACK IN & OUT**



Item Number	45250
Model	G372 BLACK
Capacity	20 oz. - 840 12 oz. - 1824
Volume	19.2 cu.ft. / 543.6 L
Refrigerant	R290
Temperature Range	7 to 0°C / 44.6 to 32°F
Power	1/3 hp
Amps	13.8A
Electrical	115V / 60Hz / 1Ph
Number of Doors	3 Swing Doors
Number of Shelves	15
Net Weight	710 lb. / 322 kg.
Net Dimensions (DWH)	78" x 33" x 79"
Gross Weight	746.3 lb. / 338.5 kg.
Gross Dimensions (DWH)	82" x 35" x 83"



IMBERA FREEZER



Item	41221
Model	VFS24
Capacity	23.7 cu.ft. / 670.3 L
Number of Doors	1 Swing Door
Number of Shelves	5
Temperature Range	-23 to -28°C / -9 to -18°F
Power	3/4 hp
Amps	7.0 A
Electrical	115V / 60Hz / 1Ph
Interior Dimensions (WDH)	25.4" x 26.5" x 60.75"
Net Weight	357.7 lb. / 162.25 kg.
Net Dimensions (WDH)	30" x 31" x 78.75"
Gross Weight	Gross: 378 lb. / 171 kg. Crated: 394.6 lb. / 179 kg.
Gross Dimensions (WDH)	31" x 34" x 83"



RELATED ACCESSORIES *Call us for more details on Imbera accessories*



Gravity Kit



Sandwich Trays



Freezer Basket



Shelf Pricing Tag Kit



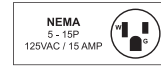
Casters



Health Lock

Glass Door Merchandisers - Refrigeration

18-INCH SLIM DISPLAY REFRIGERATOR WITH TOP LIGHTBOX



FEATURES

- Showcase your most popular frozen treats
- Ideal for places with limited spaces like convenience stores
- Provides excellent product visibility

Item	47240
Model	RS-CN-0021-B
Capacity	5 cu.ft. / 145L
Refrigerant	R600A
Defrosting	Manual
Cooling System	Ventilated
Temperature Controller	Digital
Temperature Range	10 to 0°C / 50 to 32°F
Power	150 W
Amps	1.4 A
Electrical	110V / 60Hz / 1Ph
Number of Doors	1 Swing Door
Number of Shelves	6
Interior Dimensions (WDH)	13" x 13" x 52"
Net Weight	110 lb. / 50 kg.
Net Dimensions (WDH)	17.5" x 16.5" x 74"
Gross Weight	121 lb. / 55 kg.
Gross Dimensions (WDH)	21" x 20" x 74"



**This may sound cheesy,
but we think you're grate!**

Prepare large amounts of shredded cheese with Omcan's line of electric cheese graters. These units are robust, durable and easy to use. We have models designed for small moderate use, large industrial use and everything in between.

[VIEW OUR PRODUCTS ON PAGE 316](#)

SINGLE BLACK GLASS DOOR REFRIGERATED SHOWCASES



PARTS & LABOUR WARRANTY



FEATURES

- Black-painted stainless steel exterior and white-painted interior
- Double-tempered and self-closing glass door
- Adjustable coated steel shelves
- Frost-free operation
- Comes with 4 Casters

	16.5" / 4.9 cu.ft.	21" / 7.7 cu.ft.	23" / 10.1 cu.ft.
Item Number	47563	47586	47460
Model	RE-CN-145	RE-CN-215	RE-CN-305
Capacity	4.9 cu.ft. / 140 L	7.7 cu.ft. / 217 L	10.1 cu.ft. / 285 L
Refrigerant	R600a	R600a	R600a
Defrosting	Automatic	Automatic	Automatic
Cooling System	Forced Air	Forced Air	Forced Air
Temperature Controller	Digital	Digital	Digital
Temperature Range	10 to 0°C / 50 to 32°F	10 to 0°C / 50 to 32°F	10 to 0°C / 50 to 32°F
Power	130 W	130 W	150 W
Amps	1.3 A	1.3 A	1.5 A
Electrical	110V / 60Hz / 1Ph	110V / 60Hz / 1Ph	110V / 60Hz / 1Ph
Number of Doors	1 Swing Door	1 Swing Door	1 Swing Door
Number of Shelves	3	3	4
Interior Dimensions (WDH)	13.4" x 16.3" x 40.4"	17.9" x 16.3" x 46.3"	19.5" x 16.3 x 55.3"
Net Weight	92.6 lb. / 42 kg.	114.6 lb. / 52 kg.	130.1 lb. / 59 kg.
Net Dimensions (WDH)	16.5" x 20.7" x 56.3"	21.1" x 20.7" x 62.2"	22.6" x 20.7" x 71.3"
Gross Weight	101.4 lb. / 46 kg.	125.7 lb. / 57 kg.	143.3 lb. / 65 kg.
Gross Dimensions (WDH)	19.7" x 22.8" x 58.4"	24.2" x 22.8" x 64.3"	25.8" x 22.8" x 73.3"




22-INCH GLASS REFRIGERATOR WITH ONE DOOR



PARTS & LABOUR WARRANTY



COMPRESSOR WARRANTY



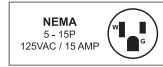
FEATURES

- Outside material: Painted steel
- Self-closing doors
- Plastic coated steel shelves with shelf tag holder
- Automatic defrosting
- Polyurethane insulation
- Removable door gasket

Item	50033	51033 NEW!
Model	RE-CN-0009-HC	RE-CN-0009-HC-BK
Color	White	Black
Capacity	9.1 cu.ft. / 257 L	
Refrigerant	R290	
Defrosting	Automatic	
Cooling System	Ventilated	
Temperature Controller	Digital	
Temperature Range	5 to 0.5°C / 41 to 33°F	
Power	0.2 hp / 1,500 W	
Amps	2.88 A	
Electrical	110V / 60Hz / 1Ph	
Number of Doors	1 Swing Door	
Number of Shelves	4	
Interior Dimensions (WDH)	19" x 18" x 46"	
Net Weight	189.60 lb. / 86 kg.	
Net Dimensions (WDH)	21.65" x 21.65" x 63"	
Gross Weight	215 lb. / 97.5 kg.	
Gross Dimensions (WDH)	25" x 25" x 70"	



26-INCH GLASS REFRIGERATOR WITH ONE DOOR




FEATURES

- Outside material: Painted steel
- Self-closing doors
- Plastic coated steel shelves with shelf tag holder
- Automatic defrosting
- Polyurethane insulation
- Removable door gasket

NEW!

Item	50035	51035
Model	RE-CN-0014-H	RE-CN-0014-H-BK
Color	White	Black
Capacity	14 cu.ft. / 398 L	
Refrigerant	R290	
Defrosting	Automatic	
Cooling System	Ventilated	
Temperature Controller	Digital	
Temperature Range	5 to 0.5°C / 41 to 33°F	
Power	0.2 hp	
Amps	2.88 A	
Electrical	115V / 60Hz / 1Ph	
Number of Doors	1 Swing Door	
Number of Shelves	4	
Interior Dimensions (WDH)	23" x 20" x 55"	
Net Weight	264.55 lb. / 120 kg.	
Net Dimensions (WDH)	26" x 22.8" x 79.4"	
Gross Weight	255 lb. / 116 kg.	
Gross Dimensions (WDH)	30.37" x 30.75" x 87"	




50035



51035

28-INCH GLASS REFRIGERATOR WITH ONE DOOR



FEATURES

- Outside material: Painted steel
- Self-closing doors
- Plastic coated steel shelves with shelf tag holder
- 50036 comes with 4 casters
- Polyurethane insulation
- Removable door gasket

Item	50036	50037
Model	RE-CN-0023-HC	RE-CN-0023-H
Color	White	Black
Capacity	23 cu.ft. / 651 L	
Refrigerant	R290	
Defrosting	Automatic	
Cooling System	Ventilated	
Temperature Control	Digital	
Temperature Range	5 to 0.5°C / 41 to 33°F	
Power	0.2 hp / 150 W	
Amps	3 A	
Electrical	110V / 60Hz / 1Ph	
Number of Doors	1 Swing Door	
Number of Shelves	4	5
Interior Dimensions (WDH)	25.2" x 28.3" x 62.3"	
Net Weight	320 lb. / 145 kg.	
Net Dimensions (WDH)	28" x 32" x 79"	
Gross Weight	325 lb. / 147 kg.	
Gross Dimensions (WDH)	31" x 36" x 85"	

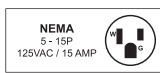


50036



50037

53-INCH GLASS REFRIGERATORS



FEATURES

- Outside material: Painted steel
- Self-closing doors
- Plastic coated steel shelves
- Polyurethane insulation
- Removable door gasket
- 50032 & 53032 comes with 4 Casters

SLIDING DOOR REFRIGERATORS

Item	50032	51032
Model	RE-CN-0045-HC	RE-CN-0045-HC-BK
Color	White	Black
Capacity	45 cu.ft. / 1270 L	
Refrigerant	R290	
Defrosting	Automatic	
Cooling System	Ventilated	
Temperature Control	Digital	
Temperature Range	5 to 0.5°C / 41 to 33°F	
Power	0.25 hp / 180 W	
Amps	4.3 A	
Electrical	110V / 60Hz / 1Ph	
Number of Doors	2 Sliding Doors	
Number Of Shelves	8	
Interior Dimensions (WDH)	50" x 28.35" x 62"	
Net Weight	436.52 lb. / 198 kg.	
Net Dimensions (WDH)	53" x 32" x 79"	
Gross Weight	537 lb. / 243.6 kg.	
Gross Dimensions (WDH)	57" x 34" x 85"	



50032



51032

SWING DOOR REFRIGERATORS

Item	52032	53032
Model	RE-CN-0045-HC-SW	RE-CN-0045-HC-SB
Color	White	Black
Capacity	45 cu.ft. / 1270 L	
Refrigerant	R290	
Defrosting	Automatic	
Cooling System	Ventilated	
Temperature Control	Digital	
Temperature Range	5 to 0.5°C / 41 to 33°F	
Power	0.25 hp / 180 W	
Amps	4.3 A	
Electrical	110V / 60Hz / 1Ph	
Number of Doors	2 Swing Doors	
Number Of Shelves	10	
Interior Dimensions (WDH)	50" x 28.35" x 62"	
Net Weight	436.52 lb. / 198 kg.	
Net Dimensions (WDH)	53" x 32" x 79"	
Gross Weight	537 lb. / 243.6 kg.	
Gross Dimensions (WDH)	57" x 34" x 85"	




52032



53032

78-INCH GLASS REFRIGERATORS



FEATURES

- Outside material: Painted steel
- Self-closing doors
- Plastic coated steel shelves
- Polyurethane insulation
- Removable door gasket
- Comes with 6 casters

NEW!

Item	50052	51052
Model	RE-CN-0052-HC	RE-CN-0052-HC-BK
Color	White	Black
Capacity	53 cu.ft. / 1,500 L	
Refrigerant	R290	
Defrosting	Automatic	
Cooling System	Ventilated	
Temperature Control	Digital	
Temperature Range	5 to 0.5°C / 41 to 33°F	
Power	3/4 hp	
Amps	10.7 A	
Electrical	110V / 60Hz / 1Ph	
Number of Doors	3 Swing Doors	
Number Of Shelves	15	15
Interior Dimensions (WDH)	73.7" x 25.6" x 55.7"	
Net Weight	615 lb. / 279 kg.	
Net Dimensions (WDH)	78.27" x 30" x 84.64"	
Gross Weight	681 lb. / 309 kg.	
Gross Dimensions (WDH)	84" x 36" x 86"	




50052



51052

STAINLESS STEEL GLASS DOOR REFRIGERATORS



FEATURES

- Crystal clear, self closing door is perfect to see the products inside
- Outside material made from painted steel
- high density polyurethane insulation
- Comes with 4 Casters

	29" wide with 23 cu.ft. capacity	54" wide with 47 cu.ft. capacity	81" wide with 72 cu.ft. capacity
Item	51024	51026	51028
Model	RE-CN-0021-G-HC	RE-CN-0041-G-HC	RE-CN-0067-G-HC
Capacity	23 cu.ft. / 651.3 L	47 cu.ft. / 1330.9 L	72 cu.ft. / 1330.9 L
Refrigerant	R290	R290	R290
Cooling System	Ventilated	Ventilated	Ventilated
Defrosting	Automatic	Automatic	Automatic
Temperature Control	Digital	Digital	Digital
Temperature Range	5 to 0.5°C / 41 to 33°F	5 to 0.5°C / 41 to 33°F	5 to 0.5°C / 41 to 33°F
Power	1/5 hp	1/4 hp	3/4 hp
Amps	2.6 A	3.8 A	9 A
Electrical	115V / 60Hz / 1Ph	115V / 60Hz / 1Ph	115V / 60Hz / 1Ph
Number of Doors	1 Swing Door	2 Swing Doors	3 Swing Doors
Number of Shelves	3	6	9
Interior Dimensions (WDH)	24.4" x 27.1" x 53.5"	49.4" x 27.1" x 53.5"	76.3" x 27.1" x 53.5"
Net Weight	302 lb. / 137 kg.	469.6 lb. / 213 kg.	615.1 lb. / 279 kg.
Net Dimensions (WDH)	29" x 32.25" x 82.5"	54" x 32.25" x 82.5"	80.9" x 32.25" x 82.5"
Gross Weight	341.7 lb. / 155 kg.	553.4 lb. / 251 kg.	694.5 lb. / 315 kg.
Gross Dimensions (WDH)	34" x 30.3" x 84.5"	34.6" x 56.5" x 84.5"	34.6" x 83.7" x 84.5"



51024

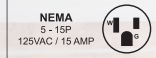
51026



51028

Glass Door Merchandisers - Freezers

105L SLIM DISPLAY FREEZERS



FEATURES

- Ideal for place with limited spaces like convenience stores
- Showcase your most popular frozen treats
- Provides excellent product visibility

	Freezer without Top Lightbox	Freezer with Top Lightbox
Item	47241	47242
Model	FR-CN-0105	FR-CN-0105B
Capacity	3.7 cu.ft. / 105L	3.7 cu.ft. / 105L
Refrigerant	R600A	R600A
Defrosting	Manual	Manual
Cooling System	Ventilated	Ventilated
Temperature Controller	Digital	Digital
Temperature Range	Subzero 18°C / 64°F Subzero 20°C / 68°F	Subzero 18°C / 64°F Subzero 20°C / 68°F
Power	180 W	158 W
Amps	1.6 A	1.4 A
Electrical	110V / 60Hz / 1Ph	110V / 60Hz / 1Ph 1
Number of Doors	1 Swing Door	1 Swing Door
Number of Shelves	8	8
Interior Dimensions (WDH)	12" x 11" x 50"	12" x 11" x 50"
Net Weight	121 lb. / 55 kg.	143 lb. / 65 kg.
Net Dimensions (WDH)	17" x 16.5" x 69"	17" x 16.5" x 69"
Gross Weight	127.9 lb. / 58 kg.	154 lb. / 70 kg.
Gross Dimensions (WDH)	21" x 20" x 71"	21" x 20" x 77"

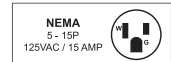


47241



47242

GLASS FREEZER WITH ONE DOOR



FEATURES

- Outside material: Coated steel
- Interior: Attractive aluminum liner with stainless steel floor
- Self-closing door & LED lighting
- Adjustable heavy-duty PVC coated shelves
- 50030 comes with 4 Casters

	27" wide with 13 cu.ft. capacity	31" wide with 23 cu.ft. capacity
Item	50029	50030
Model	FR-CN-0012-HC	FR-CN-0790-HC
Capacity	13 cu.ft. / 368 L	23 cu.ft. / 648 L
Refrigerant	R290	R290
Defrosting	Automatic	Automatic
Cooling System	Ventilated	Ventilated
Temperature Control	Digital	Digital
Temperature Range	-18 to -23°C / 0 to -10°F	-18 to -23°C / 0 to -10°F
Power	3/4 hp	3/4 hp
Electrical	115V / 60Hz / 1Ph	115V / 60Hz / 1Ph
Amps	8.8 A	9.4 A
Number of Doors	1 Swing Door	1 Swing Door
Number of Shelves	4	4
Interior Dimensions (WDH)	21" x 19" x 55"	25.2" x 28.3" x 62"
Net Weight	304.24 lb. / 138 kg.	407.86 lb. / 185 kg.
Net Dimensions (WDH)	27" x 29.5" x 35"	31" x 33" x 87"
Gross Weight	418 lb. / 190 kg.	550 lb. / 249 kg.
Gross Dimensions (WDH)	30.37" x 30.75" x 87"	37.4" x 34" x 88.6"



50029



50030

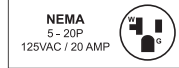
GLASS FREEZERS WITH TWO DOORS



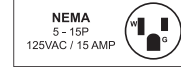
FEATURES

- Outside material: Coated steel
- Interior: Attractive aluminum liner with stainless steel floor
- Self-closing door
- LED lighting
- Adjustable heavy-duty PVC coated shelves

For 50031



For 50075



	49" wide with 29 cu.ft. capacity	53" wide with 45 cu.ft. capacity
Item	50031	50075
Model	FR-CN-1250-HC	FR-CN-0045-HC
Capacity	29 cu.ft. / 830 L	45 cu.ft. / 1270L
Refrigerant	R290	R290
Defrosting	Automatic	Automatic
Cooling System	Ventilated	Ventilated
Temperature Control	Digital	Digital
Temperature Range	-18 to -22°C / 0 to -7°F	-18 to -22°C / 0 to -7°F
Power	0.75 hp / 560 W	1HP / 750 W
Amps	9.4 A	9.2 A
Electrical	110V / 60Hz / 1Ph	115V / 60Hz / 1Ph
Number Of Doors	2 Swing Doors	2 Swing Doors
Number Of Shelves	8	10
Interior Dimensions (WDH)	43" x 19" x 55"	47" x 25" x 58"
Net Weight	397 lb. / 180 kg.	573 lb. / 260 kg.
Net Dimensions (WDH)	49" x 26" x 80"	53" x 32" x 79"
Gross Weight	511 lb. / 231.8 kg.	587 lb. / 266 kg.
Gross Dimensions (WDH)	52" x 30" x 86"	56" x 36" x 85"

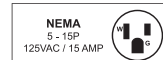


50031



50075

GLASS FREEZER WITH THREE DOORS



FEATURES

- Housing is made of painted steel, lined with painted steel aluminum, and shelves made of plastic coated steel
- Has digital controller for Temperature Range control
- Interior lighting

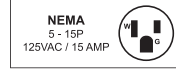
	50087
Item	50087
Model	FR-CN-0052-HC
Capacity	52.3 cu.ft. / 1650 L
Refrigerant	R290
Defrosting	Automatic
Cooling System	Ventilated
Temperature Control	Digital
Temperature Range	-18 to -22°C / 0 to 7°F
Power	1,950 W
Amps	20 A
Electrical	115V / 60Hz / 1Ph
Number of Doors	3 Swing Doors
Number of Shelves	15 shelves
Interior Dimensions (DWH)	23.6" x 73.5" x 59.7"
Net Weight	859.8 lb. / 390 kg.
Net Dimensions (DWH)	30.5" x 79.5" x 80.7"
Gross Weight	903.9 lb. / 410 kg.
Gross Dimensions (DWH)	34.6" x 82.7" x 87.8"



50087

Reach-in Refrigeration

REACH IN REFRIGERATORS



FEATURES

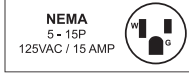
- 430 Stainless Steel exterior; 304 Stainless Steel interior
- Plastic coated shelves and casters included
- Bottom mount compressor and European controller and compressor
- Polyurethane insulation, interior lighting, self-closing doors, lock mounted
- Embraco compressor
- Comes with 4 Casters



	29" wide with 23 cu.ft. capacity & 1 door	54" wide with 47 cu.ft. capacity & 2 doors	81" wide with 66.5 cu.ft. capacity & 3 doors
Item	50024	50026	50028
Model	RE-CN-0021-HC	RE-CN-0041-HC	RE-CN-0067-HC
Capacity	23 cu.ft. / 650 L	47 cu.ft. / 1321 L	66.5 cu.ft. / 1883 L
Refrigerant	R290	R290	R290
Defrosting	Automatic	Automatic	Automatic
Cooling System	Ventilated	Ventilated	Ventilated
Temperature Controller	Digital	Digital	Digital
Temperature Range	5 to 0.5°C / 41 to 33°F	5 to 0.5°C / 41 to 33°F	5 to 0.5°C / 41 to 33°F
Power	0.2 hp / 150 W	0.25 hp / 218 W	0.75 hp / 809 W
Amps	2.6 A	3.8 A	9 A
Electrical	110V / 60Hz / 1Ph	110V / 60Hz / 1Ph	110V / 60Hz / 1Ph
Number of Doors	1 Swing Door	2 Swing Doors	3 Swing Doors
Number Of Shelves	3	6	9
Shelf Capacity	27 kg. / 59.5 lb.	27 kg. / 59.5 lb.	27 kg. / 59.5 lb.
Interior Dimensions (DWH)	24.4" x 27" x 60.2"	49.4" x 27" x 60.2"	76.3" x 27" x 60.24"
Net Weight	282 lb. /128 kg.	447.5 lb. /203 kg.	615 lb. /279 kg.
Net Dimensions (DWH)	29" x 32.25" x 82.5"	54" x 32.25" x 82.5"	81" x 32" x 82.5"
Gross Weight	357 lb. /162 kg.	513 lb. /232.7 kg.	665 lb. /301.6 kg.
Gross Dimensions (DWH)	47" x 36" x 89"	56.7" x 35" x 83.5"	34" x 83.5" x 84"

Reach-in Freezers

REACH IN FREEZERS



FEATURES

- 430 Stainless Steel exterior; 304 Stainless Steel interior
- Plastic coated shelves and casters included
- Bottom mount compressor
- European controller and compressor

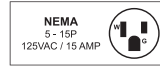
- Polyurethane insulation
- Interior lighting, self-closing doors, lock mounted
- Embraco compressor
- Comes with 4 Casters



	29" wide with 23 cu.ft. capacity & 1 door	54" wide with 47 cu.ft. capacity & 2 doors	81" wide with 72 cu.ft. capacity & 3 doors
Item	50023	50025	50027
Model	FR-CN-0737-HC	FR-CN-1372-HC	FR-CN-2057-HC
Capacity	23 cu.ft. / 650 L	47 cu.ft. / 1330.90 L	72 cu.ft. / 2040 L
Refrigerant	R290	R290	R290
Defrosting	Automatic	Automatic	Automatic
Cooling System	Ventilated	Ventilated	Ventilated
Temperature Controller	Digital	Digital	Digital
Temperature Range	-18 to -22°C / 0 to 7°F	-18 to -22°C / 0 to 7°F	-18 to -22°C / 0 to 7°F
Power	0.50 hp / 526 W	1 hp / 764 W	1.25 hp / 963 W
Amps	7.1 A	10.7 A	12 Amps
Electrical	110V / 60Hz / 1Ph	110V / 60Hz / 1Ph	110V / 60Hz / 1Ph
Number of Doors	1 Swing Door	2 Swing Doors	3 Swing Doors
Number Of Shelves	3	6	9
Interior Dimensions (DWH)	24.4" x 27" x 60"	49.4" x 27" x 60"	76" x 27" x 60"
Net Weight	282 lb. / 128 kg.	447.54 lb. / 203 kg.	615 lb. / 279 kg.
Net Dimensions	29" x 32" x 82.5"	54" x 32" x 82.5"	81" x 32" x 82.5"
Gross Weight	357 lb. / 162 kg.	560 lb. / 254 kg.	705 lb. / 320 kg.
Gross Dimensions	34" x 31" x 85"	34.6" x 56.3" x 85.4"	84" x 35" x 84"

Undercounter Refrigeration

UNDERCOUNTER REFRIGERATION



FEATURES


- Stainless steel interior and exterior
- Refrigeration system keeps food at safe Temperature Ranges between 33°F and 41°F / 0.5 to 5°C
- Self-closing doors with 90 degree stay open feature
- Adjustable heavy-duty PVC coated shelves
- This unit uses HYDRO-CARBON R290 refrigerant, which is environmentally friendly and more efficient
- Embraco compressor
- Comes with 4 Casters



	27" wide with 6.3 cu.ft. capacity	47" wide with 12 cu.ft. capacity	60" wide with 15 cu.ft. capacity	72" wide with 15.5 cu.ft. capacity
Item	50054	50056	50093	50091
Model	RE-CN-0006-HC	RE-CN-0011-HC	RE-CN-0015-HC	RE-CN-0016-HC
Capacity	6.3 cu.ft. / 177 L	12 cu.ft. / 338 L	15 cu.ft. / 425 L	15.5 cu.ft. / 440 L
Refrigerant	R290	R290	R290	R290
Defrosting	Automatic	Automatic	Automatic	Automatic
Cooling System	Ventilated	Ventilated	Ventilated	Ventilated
Temperature Controller	Digital	Digital	Digital	Digital
Temperature Range	5 to 0.5°C / 41 to 33°F	5 to 0.5°C / 41 to 33°F	5 to 0.5°C / 41 to 33°F	5 to 0.5°C / 41 to 33°F
Power	1/6 hp	1/5 hp	285 W	1/5 hp
Amps	2 A	2.7 A	2.6 A	3.2 A
Electrical	115V / 60Hz / 1Ph	115V / 60Hz / 1Ph	115V / 60Hz / 1Ph	115V / 60Hz / 1Ph
Number of Doors	1 Swing Door	2 Swing Doors	2 Swing Doors	3 Swing Doors
Number of Shelves	1	2	2	3
Interior Dimensions (WDH)	22.2" x 22.8" x 23.5"	42.5" x 22.8" x 23.5"	55.6" x 19.8" x 23.5"	66.85" x 19.84" x 23.5"
Net Weight	158.73 lb. / 72 kg.	213.85 lb. / 97 kg.	254 lb. / 115 kg.	297.6 lb. / 135 kg.
Net Dimensions (WDH)	27" x 29.5" x 35.2"	47.2" x 29.5" x 35.2"	60.2" x 29 1/2" x 38.8"	72" x 29.5" x 35.2"
Gross Weight	220 lb. / 100 kg.	269 lb. / 122 kg.	324 lb. / 147 kg.	372.6 lb. / 169 kg.
Gross Dimensions (WDH)	30.4" x 32.6" x 38.6"	33" x 50" x 37"	74" x 32" x 38"	74" x 32" x 38"

Undercounter Freezers

UNDERCOUNTER FREEZERS



FEATURES

- Stainless steel interior and exterior
- Refrigeration system keeps food at safe Temperature Ranges between 33°F and 41°F / 0.5 to 5°C
- Self-closing doors with 90 degree stay open feature
- Adjustable heavy-duty PVC coated shelves
- This unit uses HYDRO-CARBON R290 refrigerant, which is environmentally friendly and more efficient
- Embraco compressor
- Comes with 4 Casters

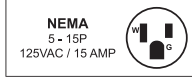


NEW!

	27" wide with 6.3 cu.ft. capacity	47" wide with 12 cu.ft. capacity	60 wide" 15 cu.ft. capacity
Item	50053	50055	50092
Model	FR-CN-0686-HC	FR-CN-1219-HC	FR-CN-1524-HC
Capacity	6.3 cu.ft. / 177 L	12 cu.ft. / 338 L	15 cu. ft. / 425 L
Refrigerant	R290	R290	R290
Defrosting	Automatic	Automatic	Automatic
Cooling System	Ventilated	Ventilated	Ventilated
Temperature Controller	Digital	Digital	Digital
Temperature Range	-18 to -22°C / 0 to 7°F	-18 to -22°C / 0 to 7°F	-18 to -22°C / 0 to 7°F
Power	1/5 hp	1/4 hp	345 W
Amps	2.1 A	4.5 A	4.5 A
Electrical	115V / 60Hz / 1Ph	115V / 60Hz / 1Ph	115V / 60Hz / 1Ph
Number of Doors	1 Swing Door	2 Swing Doors	2 Swing Doors
Number of Shelves	1	2	2
Interior Dimensions (WDH)	22.2" x 22.8" x 23.5"	42.5" x 22.8" x 23.5"	55.6" x 19.84" x 23.5"
Net Weight	158.73 lb. / 72 kg.	213.85 lb. / 97 kg.	254 lb. / 115 kg.
Net Dimensions (WDH)	27" x 29.5" x 35.2"	47.2" x 29.5" x 35.2"	60.2" x 29.5" x 39"
Gross Weight	233 lb. / 106 kg.	268 lb. / 121.6 kg.	324 lb. / 147 kg.
Gross Dimensions (WDH)	30.4" x 32.6" x 38.6"	50" x 33" x 38"	74" x 32" x 38"

Chef Bases

REFRIGERATED CHEF BASE WITH DRAWERS



FEATURES

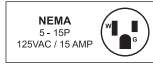
- Made of 304 Stainless steel made interior and exterior and a matching aluminum finished back
- Easy to clean interior with rounded corners
- Constructed with heavy-duty reinforced stainless steel top with drip-resistant "V" edge to avoid spillage
- Refrigeration system holds 33 to 41°F (0.5 to 5°C) for the best in food preservation
- Electronic control system: Adjustable Temperature Range control and defrost frequency
- Standard drawer features: Heavy-duty pull handle, tracks and rollers.
Ensuring drawers are easy to open and close while maintaining a quality performance
- Standard heavy-duty casters included
- Accessible condenser coil for easy service access
- Simple installation with no plumbing required
- Embraco compressor
- Comes with 4 Casters



	36" wide with 29 cu.ft. capacity	52" wide with 34 cu.ft. capacity	72" wide with 47 cu.ft. capacity
Item	50070	50071	50072
Model	RE-CN-0036-C	RE-CN-0052-C	RE-CN-0072-C
Capacity	29 cu.ft. / 821 L	34 cu.ft. / 960 L	47 cu.ft. / 1341 L
Shelf Capacity (Each Drawer)	GN Pans: (1) Full size - 12"L x 20" W x 4"D & (3) 1/6 size - 6"L x 6"W x 4"D	GN Pans: (3) Full size - 12"L x 20" W x 4"D	GN Pans: (8) Full size - 12"L x 20" W x 4"D
Refrigerant	R290	R290	R290
Temperature Range	5 to -0.5°C / 41 to 33°F	5 to -0.5°C / 41 to 33°F	5 to -0.5°C / 41 to 33°F
Power	1/6 hp	1/4+ HP	1/3+ HP
Amps	2.1A	2.9A	3.9A
Electrical	110V / 60Hz / 1Ph	110V / 60Hz / 1Ph	110V / 60Hz / 1Ph
Cord Length	7.4 ft. / 2.25 m	7.4 ft. / 2.25 m	7.4 ft. / 2.25 m
Number Of Drawers	2	2	4
Net Weight	154 lb. / 70 kg.	209 lb. / 95 kg.	330.7 lb. / 150 kg.
Net Dimensions (WDH)	36" x 32" x 25"	52" x 32" x 25"	72" x 32" x 25"
Gross Weight	198 lb. / 90 kg.	253.5 lb. / 115 kg.	374.7 lb. / 170 kg.
Gross Dimensions (WDH)	48" x 40" x 34"	55" x 35" x 28"	75" x 36" x 28"

Worktop Refrigeration

WORKTOP REFRIGERATORS WITH BACK SPLASH



FEATURES

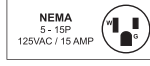
- Stainless Steel body
- Self-closing doors with 90° stay open feature
- Adjustable heavy-duty PVC coated shelves
- R290 refrigerant – environmentally friendly and more efficient
- Comes with 4 Casters



	27" wide with 6.3 cu.ft. capacity NEW!	47" wide with 11 cu.ft. capacity	60" wide with 15 cu.ft. capacity NEW!	72" wide with 17 cu.ft. capacity NEW!
Item	50095	50097	50099	50100
Model	RE-CN-0006-BS-HC	RE-CN-0011-BS-HC	RE-CN-0015-BS-HC	RE-CN-0016-BS-HC
Capacity	6.3 cu.ft. / 177 L	11 cu.ft. / 320 L	15 cu.ft. / 425 L	17 cu.ft. / 481 L
Refrigerant	R290	R290	R290	R290
Defrosting	Automatic	Automatic	Automatic	Automatic
Cooling System	Ventilated	Ventilated	Ventilated	Ventilated
Temperature Controller	Digital	Digital	Digital	Digital
Temperature Range	5 to 0.5°C / 41 to 33°F	5 to 0.5°C / 41 to 33°F	5 to 0.5°C / 41 to 33°F	5 to 0.5°C / 41 to 33°F
Power	280 W	324 W	285 W	324 W
Amps	3 A	2.8 A	2.6 A	3.2 A
Electrical	115V / 60Hz / 1Ph	115V / 60Hz / 1Ph	115V / 60Hz / 1Ph	115V / 60Hz / 1Ph
Number of Doors	1 Swing Door	2 Swing Doors	2 Swing Doors	3 Swing Doors
Number of Shelves	2	2	2	3
Interior Dimensions (WDH)	22.4" x 19.84" x 23.5"	42.6" x 19.8" x 23.5"	55.6" x 19.8" x 23.5"	66.85" x 19.84" x 23.5"
Net Weight	159 lb. / 72 kg.	214 lb. / 97 kg.	254 lb. / 115 kg.	297.6 lb. / 135 kg.
Net Dimensions (WDH)	27" x 29.5" x 38.8"	47.2" x 29.5" x 38.8"	60.2" x 29 1/2" x 38.8"	72" x 29.5" x 35.2"
Gross Weight	204 lb. / 92.5 kg.	276 lb. / 125 kg.	324 lb. / 147 kg.	372.6 lb. / 169 kg.
Gross Dimensions (WDH)	30" x 32" x 38"	50" x 32" x 38"	74" x 32" x 38"	74" x 32" x 38"

Worktop Freezers

WORKTOP FREEZERS WITH BACK SPLASH



FEATURES

- Stainless Steel body
- Self-closing doors with 90° stay open feature
- Adjustable heavy-duty PVC coated shelves
- R290 refrigerant – environmentally friendly and more efficient
- Comes with 4 Casters



	27" wide with 6.3 cu.ft. capacity NEW!	47" wide with 11 cu.ft. capacity	60" wide with 15 cu.ft. capacity NEW!
Item	50094	50096	50098
Model	FR-CN-0686-HC	FR-CN-1219-BS-HC	FR-CN-1524-BS-HC
Capacity	6.3 cu.ft. / 177 L	11 cu.ft. / 320 L	15 cu.ft. / 425 L
Refrigerant	R290	R290	R290
Defrosting	Automatic	Automatic	Automatic
Cooling System	Ventilated	Ventilated	Ventilated
Temperature Controller	Digital	Digital	Digital
Temperature Range	-18 to -22°C / 0 to -8°F	-18 to -22°C / 0 to -8°F	-18 to -22°C / 0 to -8°F
Power	480 W	600 W	345 W
Amps	4.2 A	5.2 A	4.5 A
Electrical	115V / 60Hz / 1Ph	115V / 60Hz / 1Ph	115V / 60Hz / 1Ph
Number of Doors	1 Swing Door	2 Swing Doors	2 Swing Doors
Number of Shelves	2	2	2
Interior Dimensions (WDH)	22.4" x 19.84" x 23.5"	42.6" x 19.8" x 23.5"	55.6" x 19.84" x 23.5"
Net Weight	159 lb. / 72 kg.	214 lb. / 97 kg.	15 cu. ft. / 425 L
Net Dimensions (WDH)	27" x 29.5" x 38.8"	47.2" x 29.5" x 38.8"	60.2" x 29.5" x 38.8"
Gross Weight	204 lb. / 92.5 kg.	276 lb. / 125 kg.	254 lb. / 115 kg.
Gross Dimensions (WDH)	30" x 32" x 38"	50" x 32.3" x 38.2"	74" x 32" x 38"

Prep Tables - Standard Top

REFRIGERATED PREP TABLES



FEATURES

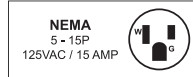
- Stainless Steel exterior & interior
- Removable door gasket and inserts
- Adjustable heavy-duty PVC coated shelves
- Self-closing doors
- Digital Temperature Controller
- Cutting Board Thickness: 10 mm
- Embraco compressor
- Comes with 4 Casters



	28" wide with 5.7 cu.ft. capacity & 1 door	47" wide with 9.5 cu.ft. capacity & 2 doors	60" wide with 15 cu.ft. capacity & 2 doors	70" wide with 15.6 cu.ft. capacity & 3 doors
Item	50045	50046	50047	50048
Model	PT-CN-0686-HC	PT-CN-1194-HC	PT-CN-1524	PT-CN-1778
Capacity	5.7 cu.ft. / 160 L	9.5 cu.ft. / 268 L	15 cu.ft. / 424.8 L	15.6 cu.ft. / 440 L
Refrigerant	R290	R290	R290	R290
Defrosting	Automatic	Automatic	Automatic	Automatic
Cooling System	Ventilated	Ventilated	Ventilated	Ventilated
Temperature Controller	Digital	Digital	Digital	Digital
Temperature Range	5 to 0.5°C / 41 to 33°F	5 to 0.5°C / 41 to 33°F	10 to 0°C / 50 to 32°F	10 to 0°C / 50 to 32°F
Power	0.2 hp / 150 W	0.25 hp / 180 W	0.82 hp / 610 W	0.99 hp / 730 W
Electrical	110V / 60Hz / 1Ph	110V / 60Hz / 1Ph	110V / 60Hz / 1Ph	110V / 60Hz / 1Ph
Amps	2.88 A	4.56 A	7.8 A	8.8 A
Number of Doors	1 Swing Door	2 Swing Doors	2 Swing Doors	3 Swing Doors
Number of Inserts	1/6 pans (8pcs.)	1/6 pans (10pcs.)	1/6 pans (16pcs.)	1/6 pans (18pcs.)
Interior Dimensions (WDH)	24" x 23.8" x 23.5"	42.8" x 23.8" x 23.5"	56.26" x 23.82" x 23.5"	66.4" x 23.82" x 23.5"
Net Weight	187 lb. / 84.8 kg.	271 lb. / 123 kg.	348 lb. / 158 kg.	386 lb. / 175 kg.
Net Dimensions (WDH)	27.5" x 29.5" x 42.4"	46.8" x 29.5" x 42.3"	60" x 29.5" x 42.3"	70" x 29.5" x 42.3"
Gross Weight	227 lb. / 103 kg.	321 lb. / 145.6 kg.	370 lb. / 168 kg.	427 lb. / 194 kg.
Gross Dimensions (WDH)	35" x 33" x 46"	52" x 35" x 46"	65" x 35" x 46"	75" x 35" x 46"

Prep Tables - Mega Top

MEGA REFRIGERATED PREP TABLES



FEATURES

- Stainless Steel exterior & interior
- Removable door gasket and inserts
- Adjustable heavy-duty PVC coated shelves
- Self-closing doors
- Digital Temperature Controller
- Cutting Board Thickness: 10 mm
- Embraco compressor
- Comes with 4 Casters



	28" wide with 5.7 cu.ft. capacity & 1 Door	47" wide with 9.5 cu.ft. capacity & 2 Doors	60" wide with 15 cu.ft. capacity & 2 Doors
Item	50049	50050	50051
Model	PT-CN-0711-HC	PT-CN-1194-H	PT-CN-1537-HC
Capacity	5.7 cu.ft. / 160 L	9.5 cu.ft. / 268 L	15 cu.ft. / 425 L
Temperature Range	5 to 0.5°C / 41 to 33°F	5 to 0.5°C / 41 to 33°F	5 to 0.5°C / 41 to 33°F
Refrigerant	R290	R290	R290
Defrosting	Automatic	Automatic	Automatic
Cooling System	Ventilated	Ventilated	Ventilated
Temperature Controller	Digital	Digital	Digital
Power	0.2 hp / 150 W	0.25 hp / 180 W	0.25 hp / 180 W
Amps	2.88 A	4.56 A	4.8 A
Electrical	110V / 60Hz / 1Ph	110V / 60Hz / 1Ph	110V / 60Hz / 1Ph
Number of Doors	1 Swing Door	2 Swing Doors	2 Swing Doors
Number of Inserts	1/6 pans (12pcs.)	1/6 pans (15pcs.)	1/6 pans (24pcs.)
Interior Dimensions (WDH)	24" x 23.82" x 23.5"	42.83" x 23.82" x 23.5"	56.26" x 23.82" x 23.5"
Net Weight	198 lb. / 90 kg.	298 lb. / 135 kg.	330 lb. / 149.7 kg.
Net Dimensions (WDH)	27.5" x 34" x 46"	47" x 34" x 46"	60.2" x 34" x 45.9"
Gross Weight	215 lb. / 97.5 kg.	339 lb. / 153.8 kg.	462 lb. / 210 kg.
Gross Dimensions (WDH)	39" x 33" x 49.13"	39" x 52.36" x 49.13"	65" x 39" x 49"

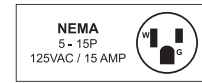
Prep Tables - Pizza & Topping Rails

REFRIGERATED PIZZA PREP TABLES *Inserts included*



FEATURES

- Stainless steel interior and exterior, aluminum back
- Refrigeration system keeps food at safe Temperature Ranges between 33°F and 41°F (0.5 to 5°C)
- Self-closing doors with 90 degree stay-open feature
- Adjustable heavy-duty PVC coated shelves
- Cutting board thickness: 15 mm
- Uses Hydro-Carbon R290 refrigerant, which is environmentally friendly and more efficient
- Embraco compressor
- Comes with 4 Casters, 50044 comes with 6 casters



50042



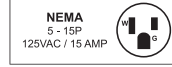
50043



50044

	50" wide with 13.8 cu.ft. capacity & 1 Door	71" wide with 16.9 cu.ft. capacity & 2 Doors	92" wide with 24.2 cu.ft. & 3 Doors
Item	50042	50043	50044
Model	PT-CN-1270-HC	PT-CN-1829-HC	PT-CN-2337-HC
Capacity	13.8 cu.ft. / 391 L	16.9 cu.ft. / 477 L	24.2 cu.ft. / 684 L
Refrigerant	R290	R290	R290
Defrosting	Automatic	Automatic	Automatic
Cooling System	Ventilated	Ventilated	Ventilated
Temperature Controller	Digital	Digital	Digital
Temperature Range	5 to 0.5°C / 41 to 33°F	5 to 0.5°C / 41 to 33°F	5 to 0.5°C / 41 to 33°F
Power	0.16 hp / 120 W	0.2 hp / 150 W	0.25 hp / 180 W
Amps	2.64 A	3.42 A	5.28 A
Electrical	110V / 60Hz / 1Ph	110V / 60Hz / 1Ph	110V / 60Hz / 1Ph
Number of Doors	1	2	3
Number of Inserts	6pcs x 1/3 pans	9pcs x 1/3 pans	12pcs x 1/3 pans
Interior Dimensions (WDH)	27.4" x 22.8" x 26.2"	48.4" x 22.8" x 26.2"	69.4" x 22.8" x 26"
Gross Weight	497 lb. / 226 kg.	442 lb. / 200.5 kg.	719 lb. / 327 kg.
Gross Dimensions (WDH)	55" x 37" x 47"	76" x 37" x 47"	36" x 96" x 45"
Net Weight	374 lb. / 170 kg.	431 lb. / 196 kg.	565 lb. / 257 kg.
Net Dimensions (WDH)	49.87" x 31.50" x 42.87"	71" x 31.5" x 42.75"	92" x 31.5" x 43"

GRANITE TOP PIZZA PREP TABLE
Topping rails sold separately



FEATURES

- Stainless steel door and adjustable legs
- Stainless steel interior and exterior excluding the rear panel
- Electronic display, Temperature Range and defrosting control
- Polyurethane injected insulation
- Cooling fan and Interior lighting
- Bottom with rounded corners



39592



48621



41145



43425



43427

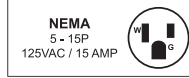


topping rail

	59" wide with 13.8 cu.ft. capacity & 1 Door	80" wide with 20.5 cu.ft. capacity & 3 Doors	80" wide with 20.5 cu.ft. & 2 Doors
Item	39592	41145	48621
Model	PT-CN-0390	PT-CN-0580	PT-CN-0580-2
Capacity	13.8 cu.ft. / 390L	20.5 cu.ft. / 580 L	20.5 cu.ft. / 580L
Refrigerant	R134a	R134a	R290
Defrosting	Automatic	Automatic	Automatic
Cooling System	Ventilated	Ventilated	Ventilated
Temperature Controller	Digital	Digital	Digital
Temperature Range	8 to -2°C / 46 to 24°F	8 to -2°C / 46 to 24°F	8 to -2°C / 46 to 24°F
Power	Capacity - 190 W, Input Power - 170 W	Capacity - 290 W, Input Power - 210 W	Capacity - 290 W, Input Power - 210 W
Amps	5.6 A	5.6 A	5.6 A
Electrical	110-120V / 60Hz / 1Ph	110-120V / 60Hz / 1Ph	110-120V / 60Hz / 1Ph
Number of Doors	1 Swing Doors	3 Swing Doors	2 Swing Doors
Interior Dimensions (WDH)	27" x 37.2" x 22.4"	61.5" x 24.8" x 28.7"	27" x 61.5" x 22.2"
Net Weight	216 lb. / 98 kg.	335 lb. / 152 kg.	544.5 lb. / 247 kg.
Net Dimensions (WDH)	59.4" x 31.5" x 39"	79.7" x 31.5" x 39"	79.5" x 31.5" x 39.4"
Gross Weight	535 lb. / 242.7 kg.	675 lb. / 306 kg.	684 lb. / 310 kg.
Gross Dimensions (WDH)	64.2" x 36.2" x 40.2"	84.3" x 36.2" x 40.2"	84.3" x 36.2" x 40.2"
Optional Item		Item 43425: Caster with brake Item 43427: Caster W/O brake	
Compatible With	Item 46657 / 41937 Topping Rail	Item 46680 / 46497: Topping Rail	Item 46680 / 46497: Topping Rail

REFRIGERATED TOPPING RAILS

Pans & granite top prep tables sold separately



FEATURES

- CFC free refrigerant
- Digital LED Temperature Range display
- Complete AISI 304 structure
- Replaceable glass (for 46679, 41937, 46680)



46658



46657



46497

	47" wide	59" wide	78" wide
Item	46658	46657	46497
Model	RS-CN-0004-PSS	RS-CN-0006-PSS	RS-CN-0009-PSS
Capacity	3pcs x GN 1/3 Pan 1pc x GN 1/2 Pan	5pcs x GN 1/3 Pan 1pc x GN 1/2 Pan	9pc x GN 1/3 Pan
Refrigerant	R600A	R600A	R600A
Cooling System	Static	Static	Static
Temperature Range	8 to 2°C / 46 to 36°F	8 to 2°C / 46 to 36°F	8 to 2°C / 46 to 36°F
Power	140 W	140 W	140 W
Amps	1.6 A	1.8 A	2 A
Electrical	115V / 60Hz / 1Ph	115V / 60Hz / 1Ph	115V / 60Hz / 1Ph
Number of Doors	1 Lift-up Door	1 Lift-up Door	1 Lift-up Door
Number of Inserts	8 x GN 1/6 Pan	12 x GN 1/6 Pan	18 x GN 1/6 Pan
Interior Dimensions (WDH)	33.5" x 12" x 6.5"	45.3" x 12" x 6.5"	65" x 12" x 6.5"
Net Weight	81.6 lb. / 37 kg.	99.2 lb. / 45 kg.	123.5 lb. / 56 kg.
Net Dimensions (WDH)	47" x 15.5" x 11" (close) / 24" (open)	59" x 15.5" x 11" (close) / 24" (open)	78.7" x 15.5" x 11" (close) / 24" (open)
Gross Weight	103.6 lb. / 47 kg.	121.3 lb. / 55 kg.	145.5 lb. / 66 kg.
Gross Dimensions (WDH)	48.8" x 17" x 18"	60.6" x 17" x 18"	80" x 17" x 18"
Compatible Granite Top Prep Table	-	Item 39592 (Sold Separately)	Item 41145 (Sold Separately)



46679



41937



46680

	47" wide with Sneeze Guard	59" with Sneeze Guard	79" with Sneeze Guard
Item	46679	41937	46680
Model	RS-CN-0004-P	RS-CN-0006-P	RS-CN-0009-P
Capacity	8 x GN 1/6	12 x GN 1/6	18 x GN 1/6
Refrigerant	R600A	R600A	R600A
Cooling System	Static	Static	Static
Power	140 W	140 W	140 W
Amps	1.6 A	1.8 A	2 A
Electrical	120V / 60Hz / 1Ph	120V / 60Hz / 1Ph	120V / 60Hz / 1Ph
Temperature Range	10 to 2°C / 50 to 36°F	10 to 2°C / 50 to 36°F	10 to 2°C / 50 to 36°F
Number of Shelves	8*GN 1/6	12*GN 1/6	18*GN 1/6
Interior Dimensions	33.5" x 12" x 6.5"	45.3" x 12" x 6.5"	65" x 12" x 6.5"
Net Weight	88 lb. / 40kg.	132 lb. / 60 kg.	176 lb. / 80 kg.
Net Dimensions (WDH)	47" x 15.5" x 17"	59" x 15.5" x 17"	78.7" x 15.5" x 17"
Gross Weight	176 lb. / 80 kg.	234 lb. / 106 kg.	282 lb. / 128 kg.
Gross Dimensions	48.8" x 17" x 18"	60.6" x 17" x 18"	80" x 17" x 18"
Compatible Granite Top Prep Table	-	Item 39592 (Sold Separately)	Item 41145 (Sold Separately)

Refrigerated Salad Bars

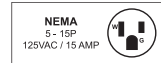
REFRIGERATED SALAD BAR / COLD FOOD TABLE WITH SNEEZE GUARD, TRAY SLIDE AND PAN COVERS



2 YEARS PARTS & LABOUR WARRANTY



5 YEARS COMPRESSOR WARRANTY



FEATURES

- Sturdy and durable stainless steel construction
- Tray slide can be placed on either side of Salad bar
- Includes sneeze guard and plastic basin cover to protect food from contamination
- Tray slide included
- Digital control with auto defrost
- Eco-friendly R290 refrigerant



	60" wide with 18.43cu.ft. capacity	72" wide with 21.8cu.ft. capacity
Item	50089	50090
Model	PT-CN-1524-S-HC	PT-CN-1778-S-HC
Capacity	18.43 cu.ft. / 522 L	21.8 cu.ft. / 616 L
Net Volume	16.56 cu.ft. / 469 L	19.5 cu.ft. / 553 L
Cooling System	Ventilated	Ventilated
Refrigerant	R290	R290
Temperature Range	0.5 to -0.5°C / 31 to 33°F	0.5 to -0.5°C / 31 to 33°F
Power	540 W	534 W
Electrical	110-120V / 60Hz / 1Ph	110-120V / 60Hz / 1Ph
Amps	5.4 A	5.5 A
Number of Doors	2 Swing Doors	3 Swing Doors
Number of Shelves	2	3
Interior Dimensions (WDH)	56.4" x 19.8" x 20"	66.6" x 19.8" x 20"
Net Weight	341.7 lb. / 155 kg.	374.8 lb. / 170 kg.
Net Dimensions (WDH)	60.4" x 29.5" x 34.6"	70.6" x 29.5" x 34.6"
Gross Weight	412.3 lb. / 187 kg.	454.2 lb. / 206 kg.
Gross Dimensions (WDH)	63" x 32.3" x 43.7"	73.1" x 32.3" x 43.7"

Glass Frosters / Plate Chillers

GLASS FROSTERS / PLATE CHILLERS



FEATURES

- Durable stainless steel top, coated aluminum interior
- Exterior - corrosion resistant vinyl on steel in black finish
- Adjustable coated-steel dividers included
- Removable installation board makes it easy to access condenser coil for cleaning and service

	26" wide	50" wide
Item	50073	50074
Model	FR-CN-0660-PC	FR-CN-1270-PC
Capacity	150L (90) 8" Mugs / (85) 10oz. Steins	400L (250) 8" Mugs / (240) 10oz. Steins
Refrigerant	R290	R290
Temperature Range	-15 to -18°C / 5 to 0°F	-15 to -18°C / 5 to 0°F
Power	1/5 hp	1/4 hp
Amps	3.3A	5.3A
Electrical	115V / 60Hz / 1Ph	115V / 60Hz / 1Ph
Number of Doors	1 Sliding Door	2 Sliding Door
Number of Shelves	2	5
Net Weight	154 lb. / 70 kg.	220 lb. / 100 kg.
Net Dimensions (WDH)	26.4" x 26.7" x 34.2"	49.5" x 26.7" x 34.2"
Gross Weight	172 lb. / 78 kg.	309 lb. / 140 kg.
Gross Dimensions (WDH)	31" x 30" x 41.75"	33" x 55.9" x 42"



50074



50073



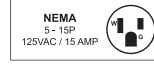
Step right up, Folks!

Did you know that Omcan also carries a large variety of concession stand equipment? These units are great for entertaining or generating extra revenue for your business. Hot dog rollers, slushie machines, popcorn machines, and even a chocolate fountain can be found at Omcan. Did we mention we also carry cotton candy machines

[VIEW OUR PRODUCTS ON PAGE 260](#)

Bottle Coolers

WINE COOLER WITH GLASS DOOR



FEATURES

- Single zone wine cooler is perfect for displaying and merchandising a variety of fine wines
- Ideal for restaurants, bars, and liquor stores

Item	43458
Model	WC-CN-0400
Bottle Capacity	81
Refrigerant	R290
Defrosting	Automatic
Cooling System	Forced Air
Temperature Controller	Digital
Temperature Range	18 to 5°C / 64 to 41°F
Power	390 W
Amps	3.8 A
Electrical	110V / 60Hz / 1Ph
Number of Doors	1 Swing Door
Number of Shelves	9
Interior Dimensions (WDH)	21.7" x 21.3" x 55.5"
Net Weight	359 lb. / 163 kg.
Net Dimensions (WDH)	25.8" x 25.7" x 74.5"
Gross Weight	425 lb. / 193 kg.
Gross Dimensions (WDH)	31" x 30" x 81"



Cheers, to more coolers!


Keep your favorite bottles at the perfect temperature and ensure they're always ready to impress. Don't settle for ordinary; indulge in extraordinary with our wine coolers today. Cheers to a world of impeccable taste!

[MORE VINOVERO MODELS ON PAGE 494](#)



Back Bars - Glass Doors

2 GLASS DOOR BACK BAR BEVERAGE COOLER



FEATURES

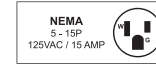
- Automatic self-closing door
- Double layered tempered glass
- Fan assisted cooling
- Removable digital thermostat
- Interior LED light
- 2 adjustable shelves per door
- Exterior material: Black pre-coated steel
- Interior material: Embossed aluminum

Item	47587	Amps	2.8 A
Model	BB-CN-230S	Electrical	110-120V / 60Hz / 1Ph
Capacity	7 cu.ft. / 208 L	Number of Doors	2 Sliding Doors
Refrigerant	R600a	Number of Shelves	4
Defrosting	Automatic	Interior Dimensions (WDH)	32.3" x 14.7" x 29.9"
Cooling System	Fan Cooling	Net Weight	112.4 lb. / 51 kg.
Temperature Controller	Digital	Net Dimensions (WDH)	35" x 20" x 35"
Temperature Range	8 to 0°C / 46 to 32°F	Gross Weight	134.5 lb. / 61 kg.
Power	308 W	Gross Dimensions (WDH)	38.6" x 22.8" x 39.4"



47587

54" GLASS DOOR BACK BAR BEVERAGE COOLER WITH 3 SLIDING GLASS DOORS



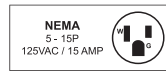
FEATURES

- Automatic self-closing door
- Double layered tempered glass
- Fan assisted cooling
- Removable digital thermostat
- Interior LED light
- 2 adjustable shelves per door
- Exterior material: Black pre-coated steel
- Interior material: Embossed aluminum

Item	48579	Amps	1.95 A
Model	BB-CN-350S	Electrical	110V / 60Hz / 1Ph
Capacity	11.3 cu.ft. / 320 L	Number of Doors	3 Sliding Doors
Refrigerant	R600a	Number of Shelves	6
Defrosting	Automatic	Net Weight	154 lb. / 70 kg.
Cooling System	Fan Cooling	Net Dimensions (WDH)	53.2" x 20" x 35"
Temperature Controller	Digital	Gross Weight	187 lb. / 84.8 kg.
Temperature Range	8 to 0°C / 46 to 32°F	Gross Dimensions (WDH)	57" x 23" x 42"
Power	186 W		



HEAVY DUTY BOTTLE COOLERS WITH GLASS DOOR



FEATURES

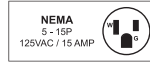
- Durable stainless steel top, interior walls, floor and ceiling
- Exterior construction is attractive corrosion resistant vinyl on steel in black finish
- Self-closing doors with locks, LED interior lighting, adjustable heavy-duty PVC coated shelves
- Electronic control system makes it easy to adjust Temperature Range set point and defrost frequency
- Embraco compressor



	49" wide with 11.8 cu.ft. capacity	61" wide with 15.8 cu.ft. capacity	73" wide with 19.6 cu.ft. capacity
Item	50058	50060	50062
Model	BB-CN-0012-GH	BB-CN-0016-GH	BB-CN-0020-GH
Capacity	11.8 cu.ft. / 335 L	15.8 cu.ft. / 446 L	19.6 cu.ft. / 556 L
Product Capacity	(672) 12 oz. cans, (384) 12 oz. bottles	(912) 12 oz. cans, (504) 12 oz. bottles	(1152) 12 oz. cans, (624) - 12 oz. bottles
Refrigerant	R290	R290	R290
Defrosting	Automatic	Automatic	Automatic
Cooling System	Ventilated	Ventilated	Ventilated
Temperature Controller	Digital	Digital	Digital
Temperature Range	5 to 0.5°C / 41 to 33°F	5 to 0.5°C / 41 to 33°F	5 to 0.5°C / 41 to 33°F
Power	1/5 hp	1/5 hp	1/4 hp
Amps	2.88 A	2.88 A	3.96 A
Electrical	115V / 60Hz / 1Ph	115V / 60Hz / 1Ph	115V / 60Hz / 1Ph
Number of Doors	2 Swing Glass Doors	2 Swing Glass Doors	3 Swing Glass Doors
Number of Shelves	4	4	6
Interior Dimensions (WDH)	36.25" x 18.5" x 30"	48" x 18.5" x 29"	60" x 18.5" x 29"
Net Weight	231.5 lb. / 105 kg.	275.5 lb. / 125 kg.	330.7 lb. / 150 kg.
Net Dimensions (WDH)	49" x 24" x 35.6"	60.8" x 24" x 35.6"	72.8" x 24" x 35.6"
Gross Weight	242 lb. / 109.7 kg.	286 lb. / 129 kg.	361 lb. / 163.75 kg.
Gross Dimensions (WDH)	28" x 51" x 43"	64" x 28" x 43"	28" x 75" x 43"

Back Bars - Solid Doors

BOTTLE COOLERS WITH SOLID DOOR



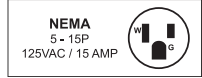
FEATURES

- Heavy duty exterior, wear black resistant coating paint
- All stainless steel counter top
- Stainless steel interior floor and side
- Positive seal doors with lock and key. LED lights
- Embraco compressor



	49" wide with 11.8 cu.ft. capacity	61" wide with 15.8 cu.ft. capacity	73" wide with 19.6 cu.ft. capacity
Item	50057	50059	50061
Model	BB-CN-0012-SH	BB-CN-0016-SH	BB-CN-0020-SH
Capacity	11.8 cu.ft. / 335 L	15.8 cu.ft. / 446 L	19.6 cu.ft. / 556 L
Product Capacity	(672) 12 oz. cans, (384) 12 oz. bottles	(912) 12 oz. cans, (504) 12 oz. bottles	(1152) 12 oz. cans, (624) 12 oz. bottles
Refrigerant	R290	R290	R290
Defrosting	Automatic	Automatic	Automatic
Cooling System	Ventilated	Ventilated	Ventilated
Temperature Controller	Digital	Digital	Digital
Temperature Range	5 to 0.5°C / 41 to 33°F	5 to 0.5°C / 41 to 33°F	5 to 0.5°C / 41 to 33°F
Power	345 W	345 W	460 W
Amps	2.88 A	2.88 A	4 A
Electrical	115V / 60Hz / 1Ph	115V / 60Hz / 1Ph	115V / 60Hz / 1Ph
Number of Doors	2	2	3
Number of Shelves	4	4	6
Interior Dimensions (WDH)	36" x 18.5" x 29"	48" x 18.5" x 29"	60" x 18.5" x 29"
Net Weight	231.5 lb. / 105 kg.	255 lb. / 115.7 kg.	330.7 lb. / 150 kg.
Net Dimensions (WDH)	49" x 24" x 35.6"	60.8" x 24" x 35.6"	72.8" x 24" x 35.6"
Gross Weight	260 lb. / 118 kg.	319 lb. / 144.7 kg.	385 lb. / 174.6 kg.
Gross Dimensions (WDH)	51" x 27" x 42"	63" x 27" x 42"	75" x 27.5" x 42.3"

BOTTLE KEG COOLERS WITH SOLID DOOR AND BEER DISPENSERS



FEATURES

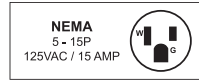
- Stainless steel top, interior walls, floor and ceilings
- Exterior construction is attractive corrosion resistant vinyl on steel in black finish
- Refrigeration system keeps the drinks at safe Temperature Ranges between 33°F and 41°F/0.5 to 5°C
- Shelves: Adjustable heavy-duty PVC coated shelves
- Self-Closing doors with locks
- LED interior lighting
- Removable installation board makes it easy to access condenser coil for cleaning and service (does not apply to item 50066)



	24" wide with 6.5 cu.ft. capacity	49" wide with 11.8 cu.ft. capacity	59" wide with 19.3 cu.ft. capacity	61" wide with 15.8 cu.ft. capacity
Item	50066	50063	50067	50064
Model	BD-CN-0007-HC	BB-CN-0012-DH	BD-CN-0019-HC	BB-CN-0016-DH
Capacity	6.5 cu.ft. / 170 L	11.8 cu.ft. / 335 L	19.3 cu.ft. / 546.5 L	15.8 cu.ft. / 446 L
Product Capacity	1 keg (half-barrel)	2 kegs (half-barrel)	2 kegs (half-barrel)	3 kegs (half-barrel)
Refrigerant	R290	R290	R290	R290
Temperature Range	5 to 0.5°C / 41 to 33°F	5 to 0.5°C / 41 to 33°F	5 to 0.5°C / 41 to 33°F	5 to 0.5°C / 41 to 33°F
Power	1/6 hp	1/5 hp	1/5 hp	1/5 hp
Amps	1.92 A	3 A	2.88 A	3 A
Electrical	115V/ 60Hz / 1Ph	115V/ 60Hz / 1Ph	115V/ 60Hz / 1Ph	115V/ 60Hz / 1Ph
Number of Doors	1 Swing Door	2 Swing Door	2 Swing Door	2 Swing Door
Number Of Shelves	-	4	4	4
Interior Dimensions (WDH)	19.5" x 18" x 29"	36" x 18.5" x 29"	46" x 22" x 29"	48" x 18.5" x 29"
Net Weight	132.28 lb. / 60 kg.	231.49 lb. / 105 kg.	279 lb. / 127 kg.	275.58 lb. / 125 kg.
Net Dimensions (WDH)	23.5" x 30.8" x 51.5"	49" x 24" x 51.5"	58.8" x 27.7" x 45.5"	60.8" x 24" x 51.5"
Gross Weight	169 lb. / 76.7 kg.	319 lb. / 114.7 kg.	312 lb. / 142 kg.	319 lb. / 114.7 kg.
Gross Dimensions (WDH)	25.2" x 32" x 48"	27" x 63" x 42"	61.3" x 30.5" x 42"	27" x 63" x 42"

	69" wide with 23.3 cu.ft. capacity	73" wide with 19.6 cu.ft. capacity	90" wide with 32 cu.ft. capacity
Item	50068	50065	50069
Model	BD-CN-0023-HC	BB-CN-0020-DH	BD-CN-0032-HC
Capacity	23.3 cu.ft. / 659.7L	19.6 cu.ft. / 556 L	32 cu.ft. / 916 L
Product Capacity	3 kegs (half-barrel)	3 kegs (half-barrel)	5 kegs (half-barrel)
Refrigerant	R290	R290	R290
Temperature Range	5 to 0.5°C / 41 to 33°F	5 to 0.5°C / 41 to 33°F	5 to 0.5°C / 41 to 33°F
Power	1/5 hp	1/4 hp	1/4 hp
Amps	3.6 A	4 A	4.7A
Electrical	115V/ 60Hz / 1Ph	115V/ 60Hz / 1Ph	115V/ 60Hz / 1Ph
Number of Doors	2 Swing Door	3 Swing Door	3 Swing Door
Number of Shelves	4	6	6
Interior Dimensions (WDH)	56.5" x 21.8" x 29"	60.2" x 18.5" x 29"	77.5" x 21.8" x 29"
Net Weight	326 lb. / 148 kg.	330.69 lb. / 150 kg.	374 lb. / 170 kg.
Net Dimensions (WDH)	69" x 27.8" x 48.4"	72.8" x 24" x 51.5"	90.4" x 27.7" x 48.4"
Gross Weight	327 lb. / 148.3 kg.	385 lb. / 175 kg.	398 lb. / 180.5 kg.
Gross Dimensions (WDH)	30" x 71" x 41"	27" x 75" x 42"	31" x 92" x 43"

REACH IN BOTTLE COOLERS



FEATURES

- Exterior: heavy duty, wear resistant black vinyl finish
- Interior: Aluminum coated
- Stainless steel made locking lid for security and longevity
- Epoxy coated evaporator prevent corrosion
- Removable bottle opener and cap catcher
- Embraco compressor

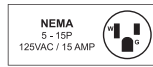


	26" wide with 5 cu.ft. capacity	50" wide with 13.5 cu.ft. capacity	64" wide with 17.2 cu.ft. capacity	95" wide with 20.5 cu.ft. capacity
Item	50038	50039	50040	50041
Model	BB-CN-0005-HC	BB-CN-0014-HC	BB-CN-0017-HC	BB-CN-0026-HC
Capacity	5 cu.ft. / 141L	13.5 cu.ft./ 382 L	17.2 cu.ft. / 488 L	20.5 cu.ft. / 580 L
Product Capacity	12 oz bottles - 4.5 cases / 12 oz cans - 6 cases	12 oz. bottles - 16.5 cases / 24 cases of 12 oz. cans	12 oz. bottles - 22 cases / 12 oz. cans - 32 cases	12 oz. bottles - 37.5 cases / 12 oz. cans - 55 case
Refrigerant	R290	R290	R290	R290
Cooling System	Ventilated	Ventilated	Ventilated	Ventilated
Defrosting	Automatic	Automatic	Automatic	Automatic
Temperature Controller	Digital	Digital	Digital	Digital
Temperature Range	33 to 0.5°C / 38 to 33°F	33 to 0.5°C / 38 to 33°F	33 to 0.5°C / 38 to 33°F	33 to 0.5°C / 38 to 33°F
Power	1/6 hp	1/2 hp	1/6 hp	1/4 hp
Amps	2.04 A	2.28 A	2.6 A	4.2 A
Electrical	115V / 60Hz / 1Ph	115V / 60Hz / 1Ph	115V / 60Hz / 1Ph	115V / 60Hz / 1Ph
Interior Dimensions (WDH)	22" x 22.8" x 15.7"	45" x 23" x 26"	60" x 23" x 26"	91" x 23" x 26"
Net Weight	127.87 lb. / 58 kg.	181 lb. / 82 kg.	253 lb. / 115 kg.	341.7 lb. / 155 kg.
Net Dimensions (WDH)	26" x 28" x 34"	49" x 28" x 34"	64" x 28" x 34"	95" x 28" x 34"
Gross Weight	176 lb. / 80 kg.	247 lb. / 112 kg.	331 lb. / 150 kg.	365 lb. / 175 kg.
Gross Dimensions (WDH)	32" x 32" x 41.7"	55" x 33" x 42"	70" x 33" x 42"	100" x 33" x 42"

Beer Dispensers



DRAFT BEER FRIDGE AND DISPENSER



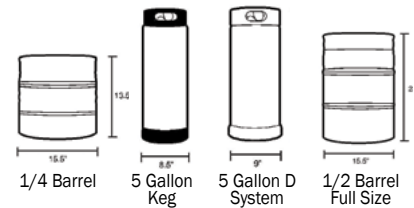
FEATURES

- Easy and convenient to dispense cold and refreshing beer
- Equipped with adjustable caster wheels and a removable drip tray
- Easy to install

Item	46500
Model	BC-CN-0152
Capacity	152 L / 40.2 Gallons
Keg Size Supported	58.5 L / 15.5 Gallons 30 L / 7.75 Gallons 20 L / 5 Gallons
Refrigerant	R600A
Temperature Range	8 to 2°C / 46 to 36°F
Power	59 W
Amps	0.7 A
Electrical	115V / 60Hz / 1Ph
Net Weight	79.4 lb. / 36 kg.
Net Dimensions (WDH)	20.7" x 26.2" x 33.2"
Gross Weight	88.2 lb. / 40 kg.
Gross Dimensions (WDH)	22.4" x 27.2" x 34.8"
Optional Item	Replacement CO2 Empty Canister (item 41853)



Compatible Keg Types



Elevate your Bartending!

Introducing a world of flair and finesse for bartenders and mixologists alike – our curated collection of bartender products is your ticket to crafting the perfect cocktail experience. Whether you're a seasoned professional or an aspiring cocktail enthusiast, our range of high-quality tools and accessories will elevate your craft to new heights.

[VIEW OUR PRODUCTS ON PAGE 2](#)



Ice Makers

ICE MAKER WITH 44 LB. PRODUCTION CAPACITY

Available in Canada only



FEATURES

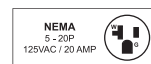
- Energy Efficient
- Ice thickness is adjustable
- Convenient to operate
- Easy to install

Item	37864
Model	IC-CN-0012
Production per Day	44 lb. / 20 kg.
Bin Capacity	26.5 lb. / 12 kg.
Refrigerant	R134a
Amps	3 A - 3.6A
Electrical	115V / 60Hz / 1Ph
Net Weight	83.75 lb. / 40 kg.
Net Dimensions (WDH)	14.5" x 23.5" x 33.25"
Gross Weight	90 lb. / 40.8 kg.
Gross Dimensions (WDH)	16.25" x 26.25" x 35.5"



37864

ICE MAKERS WITH 80-120 LB. PRODUCTION CAPACITY



	20" wide 80 lb. production capacity	20" wide with 120 lb. production capacity
Item	47773	47483
Model	IC-CN-0089S	IC-CN-0129S
Production per Day	80 lb. / 36 kg.	120 lb. / 55 kg.
Bin Capacity	33 lb. / 15 kg.	40 lb. / 18 kg.
Refrigerant	R290	R290
Condenser Unit	Air	Air
Ice Shape & Dimensions	Full Cube (22 x 22 x 22 mm) Half Cube (13 x 22 x 22 mm)	Full Cube (22 x 22 x 22 mm) Half Cube (13 x 22 x 22 mm)
Power	350 W	446 W
Amps	3 A	4 A
Electrical	110-120V / 60Hz / 1Ph	115V / 60Hz / 1Ph
Net Weight	79.4 lb. / 36 kg.	99.2 lb. / 45 kg.
Net Dimensions (WDH)	19.7" x 17.7" x 35.4"	19.7" x 23.2" x 35.4"
Gross Weight	88.2 lb. / 40 kg.	110.2 lb. / 50 kg.
Gross Dimensions (WDH)	22.8" x 20.9" x 32.9"	22.8" x 26.4" x 32.9"

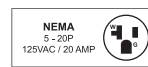


47773 / 47483

ICE MAKERS WITH 210- 280 LB. PRODUCTION CAPACITY



PARTS & LABOUR WARRANTY



	26" Wide with 210 lb. production capacity	26" Wide with 280 lb. production capacity
Item	47484	47774
Model	IC-CN-0219S	IC-CN-0289S
Production per Day	210 lb. / 95 kg.	280 lb. / 127 kg.
Bin Capacity	80 lb. / 36 kg.	80 lb. / 36 kg.
Refrigerant	R290	R290
Condenser Unit	Air	Air
Ice Shape & Dimensions	Full Cube (22 x 22 x 22 mm) Half Cube (13 x 22 x 22 mm)	Full Cube (22 x 22 x 22 mm) Half Cube (13 x 22 x 22 mm)
Power	526 W	726 W
Amps	4.6 A	6.3 A
Electrical	115V / 60Hz / 1Ph	110-120V / 60Hz / 1Ph
Net Weight	128 lb. / 58 kg.	132 lb. / 60 kg.
Net Dimensions (WDH)	26" x 27" x 38.2"	26" x 27" x 38.2"
Gross Weight	145.5 lb. / 66 kg.	147.7 lb. / 67 kg..
Gross Dimensions (WDH)	30.7" x 29.3" x 35.4"	30.7" x 29.3" x 35.4"

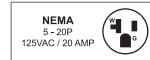


47484 / 47774

ICE MAKERS WITH 275-375 LBS PRODUCTION CAPACITY



PARTS & LABOUR WARRANTY



FEATURES

- Energy Efficient
- Ice thickness is adjustable
- Convenient to operate
- Feet are adjustable

	22" Wide with 275 lb. capacity	30" Wide with 375 lb. capacity
Item	47485	46452
Model	IC-CN-0329	IC-CN-0529
Production per Capacity	350 lb. / 160 kg.	500 lb. / 225 kg.
Bin Capacity	275 lb. / 125 kg.	375 lb. / 170 kg.
Refrigerant	R290	R290
Condenser Unit	Air	Air
Ice Shape & Dimensions	Full Cube (22 x 22 x 22 mm) Half Cube (13 x 22 x 22 mm)	Full Cube (22 x 22 x 22 mm) Half Cube (13 x 22 x 22 mm)
Power	790 W	1,113 W
Amps	7 A	9.7 A
Electrical	115V / 60Hz / 1Ph	115V / 60Hz / 1Ph
Ice Maker Head Dimensions (WDH)	22" x 24.3" x 22.4"	29.9" x 24" x 22"
Ice Bin Dimensions (WDH)	22" x 32.7" x 45.3"	29.9" x 32.7" x 45"
Net Weight	Machine: 110.2 lb. / 50 kg. Bin : 77.2 lb. / 35 kg.	143.3 lb. / 64.8 kg.
Net Dimensions (WDH)	22" x 32.7" x 67.6"	29.9" x 32.7" x 67.6"
Gross Weight	Machine: 119.1 lb. / 54 kg. Bin: 88.2 lb. / 40 kg.	154.3 lb. / 70 kg.
Gross Dimensions (WDH)	Machine: 25.8" x 29.5" x 24.4" Bin: 25.4" x 35" x 41.5"	33.26" x 29.5" x 24.4"

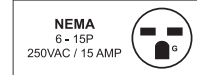




	22" Wide with 275 lb. capacity	30" Wide with 375 lb. capacity
Item	48349	48350
Model	IC-CN-0350-D	IC-CN-0500-D
Production per Capacity	352.7 lb. / 160 kg.	500 lb. / 227 kg.
Bin Capacity	132.3 lb. / 60 kg.	220.5 lb. / 100 kg.
Refrigerant	R290	R290
Condenser Unit	Air	Air
Ice Shape & Dimensions	Full Cube (22 x 22 x 22 mm)	Full Cube (22 x 22 x 22 mm)
Power	1000 W	1,323 W
Amps	7 A	9.7 A
Electrical	115V / 60Hz / 1Ph	115V / 60Hz / 1Ph
Ice Maker Head Dimensions (WDH)	22" x 24.3" x 22.4"	29.9" x 24" x 22"
Ice Bin Dimensions (WDH)	22" x 32.7" x 45.3"	29.9" x 32.7" x 45"
Net Weight	Machine: 110.2 lb. / 50 kg. Bin : 77.2 lb. / 35 kg.	143.3 lb. / 64.8 kg.
Net Dimensions (WDH)	22" x 32.7" x 67.6"	29.9" x 32.7" x 67.6"
Gross Weight	Machine: 119.1 lb. / 54 kg. Bin: 88.2 lb. / 40 kg.	154.3 lb. / 70 kg.
Gross Dimensions (WDH)	Machine: 25.8" x 29.5" x 24.4" Bin: 25.4" x 35" x 41.5"	33.26" x 29.5" x 24.4"

Blast Chillers

BLAST CHILLERS WITH TRAY Available in Canada Only



Blast Chillers cool food rapidly by circulating cold air through the unit until Temperature Range falls down to safe levels. These units are designed to quickly lower the Temperature Range of foods to minimize bacterial growth ensuring food down through the danger zone within minutes compared to the hours it takes when stored in a refrigerator.

Blast chillers also offer an advantage over traditional freezer by rapid freezing the food which produces fewer and smaller ice crystal resulting with minimal damage to the food. This improves the frozen food's texture once it is reheated. Although they are typically more expensive than traditional refrigerators, they are mostly used in hotels, restaurants, and food operation business.

FEATURES

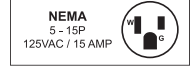
- External scotch-brite finish with internal glossy finish
- 60-mm high density polyurethane foam insulation
- CFC and HCFC free
- Designed with a digital control panel and core probe
- Core probe included
- Door switch for stopping the fan
- Removable grids-racks for easy cleaning
- Manual defrosting
- Automatic cold storage at the end of the cycle



	3 (13" x 21") Trays	5 (18" x 26") Trays	6 (18" x 26") Trays	10 (18" x 26") Trays
Item	46671	46672	46673	46674
Model	BC-IT-0103-T	BC-IT-0905-T	BC-IT-0906-T	BC-IT-0910-T
Cooling Capacity	12 kg. / 3°C 8 kg. / -40°C	18 kg. / 3°C 12 kg. / -40°C	22 kg. / 3°C 15 kg. / -40°C	32 kg. / 3°C 25 kg. / -40°C
Cooling Loading	628 W / 0.84 hp	995 W / 1.3 hp	1,194 W / 1.6 hp	1,559 W / 2.1 hp
Refrigerant	R404A	R404A	R404A	R404A
Power	648 W / 0.88 hp	828 W / 1.1 hp	922 W / 1.2 hp	1,355 W / 1.8 hp
Amps	4.2 A	4.8 A	5.5 A	6.5 A
Electrical	220V / 60Hz / 1Ph	220V / 60Hz / 1Ph	220V / 60Hz / 1Ph	220V / 60Hz / 1Ph
Number Of Trays	3 (Size 13" x 21")	5 (Size 18" x 26")	6 (Size 18" x 26")	10 (Size 18" x 26")
Interior Dimensions (DWH)	13.9" x 21.7" x 11"	27.6" x 18.5" x 15"	27.6" x 18.5" x 19"	27.6" x 18.5" x 30"
Net Dimensions (DWH)	24" x 25.6" x 26"	32" x 32" x 36.6"	32" x 32" x 44"	32" x 32" x 66"
Gross Weight	165 lb. / 75 kg.	256 lb. / 116 kg.	375 lb. / 170 kg.	386 lb. / 175 kg.
Gross Dimensions	25" x 27" x 32"	33" x 33" x 44"	33.5" x 33.5" x 62"	33.5" x 33.5" x 73"

Chest Freezers

CHEST FREEZER WITH GLASS FLAT TOP



FEATURES

- Material: (exterior) Cold-Roll Steel Sheet; (Interior) Embossed Aluminum
- Casters and 1 basket included
- Designed with sliding door and a built-in lock for security

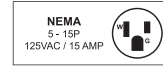


	29" wide with 5.3 cu.ft. capacity	34" wide with 7.1 cu.ft. capacity	46" wide with 11 cu.ft. capacity
Item	45291	45292	45293
Model	FR-CN-0150	FR-CN-0200	FR-CN-0320
Capacity	5.3 cu.ft. / 150 L	7.1 cu.ft. / 198.2 L	11 cu.ft. / 311.5 L
Refrigerant	R290	R290	R290
Defrosting	Manual	Manual	Manual
Cooling System	Compressor	Compressor	Compressor
Temperature Controller	Mechanical	Mechanical	Mechanical
Temperature Range	≤ -18°C / 0°F	≤ -18°C / 0°F	≤ -18°C / 0°F
Power	175 W	180 W	260 W
Amps	1.4 A	1.5 A	2 A
Electrical	110V / 60Hz / 1Ph	110V / 60Hz / 1Ph	110V / 60Hz / 1Ph
Number of Doors	1 Sliding Glass Door	1 Sliding Glass Door	1 Sliding Glass Door
Interior Dimensions (WDH)	23.8" x 16.1" x 25.1	28.7" x 16.1" x 25.1	40.6" x 18.5" x 24.9"
Net Weight	75 lb. / 34 kg.	79 lb. / 36 kg.	99 lb. / 45 kg.
Net Dimensions (WDH)	29" x 21.3" x 30.5"	34" x 21.3" x 30.5"	45.7" x 23.6" x 30.5"
Gross Weight	86 lb. / 39 kg.	83 lb. / 38 kg.	112 lb. / 50.8 kg.
Gross Dimensions (WDH)	24" x 31" x 34"	36" x 24" x 34"	48" x 24" x 34"
Optional Item	Basket (Item 63990)	Basket (Item 63990)	Basket (Item 79998)

CHEST FREEZERS

10 REFRIGERATION

CHEST FREEZER WITH GLASS FLAT TOP



FEATURES

- Material: (exterior) Cold-Roll Steel Sheet; (Interior) Embossed Aluminum
- 4 Casters
- Designed with sliding doors and a built-in lock for security
- Fits 4 baskets



	54" wide with 12.6 cu.ft. capacity	66" wide with 16.5 cu.ft. capacity
Item	49294	49295
Model	FR-CN-0400	FR-CN-0500
Capacity	12.6 cu.ft. / 358 L	16.5 cu.ft. / 466 L
Refrigerant	R290	R290
Defrosting	Manual	Manual
Cooling System	Compressor	Compressor
Temperature Controller	Mechanical	Mechanical
Temperature Range	0 to -18°C / 32 to 0°F	0 to -18°C / 32 to 0°F
Power	300 W	350 W
Amps	2.6 A	3 A
Electrical	115V/ 60Hz / 1Ph	115V/ 60Hz / 1Ph
Number of Doors	2 Sliding Doors	2 Sliding Doors
Number of Baskets	4	4
Castors Included	Yes	Yes
Basket Dimensions	22.8" x 11" x 10.8"	22.8" x 11" x 10.8"
Net Weight	134.5 lb. / 61 kg.	156.5 lb. / 71 kg.
Net Dimensions (WDH)	53.6" x 26.6" x 30.8"	66.5" x 26.6" x 30.8"
Gross Weight	154.3 lb. / 70 kg.	172 lb. / 78 kg.
Gross Dimensions (WDH)	55.7" x 30.3" x 34.3"	68.9" x 30.3" x 34.3"

CHEST FREEZER WITH SOLID FLAT TOP



1 YEAR PARTS & LABOUR WARRANTY



3 YEAR COMPRESSOR WARRANTY



FEATURES

- Foam filled door for efficient Temperature Range preservation
- Simple design for convenient use
- Balanced hinge to allow door opening within the range of 35° to 70° space for comfortable handling
- 1 basket included



46501



46502



46504



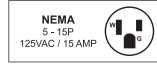
46505

	30" wide with 4.9 cu.ft. capacity	37" wide with 6.7 cu.ft. capacity	44" wide with 10 cu.ft. capacity
Item	46501	46502	46503
Model	FR-CN-0142	FR-CN-0192	FR-CN-0282
Capacity	4.9 cu.ft. / 138.75 L	6.7 cu.ft. / 189.7 L	10 cu.ft. / 283 L
Refrigerant	R600	R600	R600
Defrosting	Manual	Manual	Manual
Cooling System	Compressor	Compressor	Compressor
Temperature Control	Mechanical	Mechanical	Mechanical
Power	1/6 hp	1/6 hp	1/4 hp
Amps	1.4A	1.4A	2.2A
Electrical	115V / 60Hz / 1Ph	115V / 60Hz / 1Ph	115V / 60Hz / 1Ph
Temperature Range	-15 to -22°C / 5 to -8°F	-15 to -22°C / 5 to -8°F	-15 to -22°C / 5 to -8°F
Number of Doors	1 Swing Solid Door	1 Swing Solid Door	1 Swing Solid Door
Interior Dimensions (WDH)	24" x15" x26"	31.7" x15" x26"	38.3" x18.1" x26"
Net Weight (WDH)	68 lb. / 30.8kg.	77 lb. / 35 kg.	90 lb. / 40.8 kg.
Net Dimensions (WDH)	30" x 22.2" x 33.2"	37" x 22.2" x 33.2"	44" x 22.2" x 33.2"
Gross Weight	75 lb. / 34 kg.	86 lb. / 39 kg.	101 lb. / 45.8 kg.
Gross Dimensions (WDH)	30.1" x 22.8" x 34.6"	38.6" x 22.8" x 34.6"	45" x 25.9" x 34.6"
Optional Item	-	-	-

	60" wide with 15.3 cu.ft. capacity	76" wide with 20 cu.ft. capacity
Item	46504	46505
Model	FR-CN-0445	FR-CN-0600
Capacity	15.3 cu.ft. / 433 L	20 cu.ft. / 566 L
Refrigerant	R290	R290
Defrosting	Manual	Manual
Cooling System	Compressor	Compressor
Temperature Control	Mechanical	Mechanical
Power	1/3+ HP	1/2+ HP
Amps	2.8A	3.6A
Electrical	115V / 60Hz / 1Ph	115V / 60Hz / 1Ph
Temperature Range	-15 to -22°C / 5 to -8°F	-15 to -22°C / 5 to -8°F
Number of Doors	1 Swing Solid Door	2 Swing Solid Doors
Net Weight	139 lb. / 63 kg.	165 lb. / 75 kg.
Net Dimensions (WDH)	60" x 29" x 32.5"	76" x 60" x 32.5"
Gross Weight	165 lb. / 75 kg.	209 lb. / 94.8 kg.
Gross Dimensions (WDH)	62" x 30" x 34"	77.8" x 30" x 34.3"
Optional Item	-	-

Ice Cream & Gelato Freezers

ICE CREAM CHEST FREEZER WITH CURVED TOP



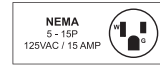
FEATURES

- Comes with four two-inch casters for mobility (2 locking)
- Designed with sliding doors with curved top glass and locks
- Exterior is made of white painted steel with gray plastic trim
- Built-in lock for security
- Plastics trim and door frames
- Steel interior walls
- Conveniently located rear defrost drain
- Wire baskets included
9.5" x 7" x 20" / 1330 cu.in.



	26" wide with 5.6 cu.ft. capacity	58" wide with 17.7 cu.ft. capacity	79" wide with 24.7 cu.ft. capacity
Item	31455	31457	37815
Model	FR-CN-0667	FR-CN-1473	FR-CN-2007
Capacity	5.6 cu.ft. / 160 L	17.7 cu.ft. / 500 L	24.7 cu.ft. / 700 L
Refrigerant	R290	R290	R290
Defrosting	Manual	Manual	Manual
Cooling System	Compressor	Compressor	Compressor
Temperature Control	Mechanical	Mechanical	Mechanical
Temperature Range	6to -26°C / 43 to -15°F	0 to -18C / 32 to 0°F	≤ -18°C / 0°F
Power	345 W	330 W	650 W
Amps	1.98 A	3 A	6 A
Electrical	110V / 60Hz / 1Ph	110V / 60Hz / 1Ph	110V / 60Hz / 1Ph
Number of Doors	2 Sliding Doors	2 Sliding Doors	2 Sliding Doors
Number of Baskets	2	5	7
Net Weight	101.5 lb. / 46 kg.	176.25 lb. / 80 kg.	264.5 lb. / 120 kg.
Net Dimensions (WDH)	26.3" x 27.75" x 34.5"	58" x 29.75" x 32.25"	78.7 x 29.8" x 32.25"
Gross Weight	107 lb. / 48.5 kg.	214 lb. / 97 kg.	308.5 lb. / 140 kg.
Gross Dimensions (WDH)	29" x 30" x 36"	60" x 32" x 35"	81" x 32" x 37"
Optional Items	Basket (Item 31440), Basket Divider (Item 43413)	Basket (Item 28456), Basket Divider (Item 43412)	Basket (Item 28456), Basket Divider (Item 43412)

ICE CREAM DISPLAY CHEST FREEZER WITH FLAT GLASS TOP



FEATURES

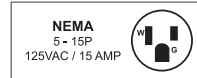
- Comes with four two-inch casters for mobility (2 locking)
- Exterior Material: Durable white powder coated steel;
- Interior Material: Pre-coated steel
- Designed with sliding doors and a built-in lock for security



	26" wide with 5.5 cu.ft. capacity	39" wide with 9.5 cu.ft. capacity
Item	46492	46493
Model	FR-CN-0160-R	FR-CN-0260-R
Capacity	5.5 cu.ft. / 156 L	9.5 cu.ft. / 269 L
Refrigerant	R290	R290
Defrosting	Manual	Manual
Cooling System	Compressor	Compressor
Temperature Controller	Mechanical	Mechanical
Temperature Range	4 to -26°C / 40 to -15°F	4 to -26°C / 40 to -15°F
Power	210 W	265 W
Amps	3 A	3.5 A
Electrical	110V / 60Hz / 1Ph	110V / 60Hz / 1Ph
Number of Doors	2 Sliding Doors	2 Sliding Doors
Number of Baskets Included	2	3
Net Weight	101 lb. / 45.8 kg.	128 lb. / 58 kg.
Net Dimensions (WDH)	26.2" x 28.14" x 34.4"	39" x 28.14" x 34.4"
Gross Weight	115 lb. / 52.16 kg.	143 lb. / 65 kg.
Gross Dimensions (WDH)	29.13" x 30" x 37.4"	42" x 30" x 37.4"

	50" wide with 13.1 cu.ft. capacity	60" wide with 16.6 cu.ft. capacity	71" wide with 20 cu.ft. capacity
Item	46494	46495	46730
Model	FR-CN-0360-R	FR-CN-0460-R	FR-CN-0560-R
Capacity	13.1 cu.ft. / 371 L	16.6 cu.ft. / 371 L	20 cu.ft. / 566.3 L
Refrigerant	R290	R290	R290
Defrosting	Manual	Manual	Manual
Cooling System	Compressor	Compressor	Compressor
Temperature Controller	Mechanical	Mechanical	Mechanical
Temperature Range	4 to -26°C / 40 to -15°F	4 to -26°C / 40 to -15°F	4 to -26°C / 40 to -15°F
Power	260 W	350 W	295 W
Amps	4 A	4 A	4 A
Electrical	110V / 60Hz / 1Ph	110V / 60Hz / 1Ph	110V / 60Hz / 1Ph
Number of Doors	2	2	2
Number of Baskets Included	4	5	6
Net Weight	154 lb. / 70 kg.	172 lb. / 78 kg.	194 lb. / 88 kg.
Net Dimensions (WDH)	50" x 28.14" x 34.4"	60" x 28.14" x 34.4"	70.9" x 28.14" x 34.4"
Gross Weight	174 lb. / 79 kg.	192 lb. / 87 kg.	216.1 lb. / 98 kg.
Gross Dimensions (WDH)	52.6" x 30" x 37.4"	63.2" x 30" x 37.4"	73.8" x 30" x 37.4"

ICE CREAM DIPPING CABINET WITH FLAT SNEEZE GUARD



FEATURES

- Comes with four two-inch casters for mobility (2 locking)
- Designed with sliding doors with flat top glass and locks
- Exterior is made of white painted steel with gray plastic trim
- Built-in lock for security
- Plastics trim and door frames
- Steel interior walls
- Conveniently located rear defrost drain
- includes ice cream tub inserts



44589 (interior)



44590



44588



44589

	26" wide with 4 cu.ft. capacity	50" wide with 10 cu.ft. capacity	60" wide with 13 cu.ft. capacity
Item	44590	44588	44589
Model	FR-CN-0160-S	FR-CN-0360-S	FR-CN-0460-S
Capacity	4 cu.ft. / 120 L	10 cu.ft. / 290 L	13 cu.ft. / 370 L
Tub (3-Gal) Load Quantity	4 displayed + 2 stored	8 displayed + 6 stored	10 displayed + 8 stored
Refrigerant	R290	R290	R290
Defrosting	Manual	Manual	Manual
Cooling System	Compressor	Compressor	Compressor
Temperature Controller	Mechanical	Mechanical	Mechanical
Temperature Range	6 to -26°C / 43 to -15°F	6 to -26°C / 43 to -15°F	6 to -26°C / 43 to -15°F
Power	345 W	345 W	460 W
Amps	3 A	4 A	4 A
Electrical	110V / 60Hz / 1Ph	110V / 60Hz / 1Ph	110V / 60Hz / 1Ph
Number of Doors	2 Sliding Doors	2 Sliding Doors	2 Sliding Doors
Number of Baskets	1	4	5
Net Weight	154 lb. / 70 kg.	242.5 lb. / 110 kg.	280 lb. / 127 kg.
Net Dimensions (WDH)	26" x 28" x 52"	49.6" x 28" x 52"	60" x 28" x 52"
Gross Weight	170 lb. / 77 kg.	266.8 lb. / 121 kg.	313 lb. / 142 kg.
Gross Dimensions (WDH)	26" x 30" x 37" (Cabinet), 26" x 23" x 0.5" (Glass canopy)	52.6" x 30" x 37" (Cabinet), 51" x 23" x 0.5" (Glass canopy)	63" x 30" x 37" (Cabinet), 64.6" x 23" x 0.5" (Glass canopy)

GELATO DISPLAY SHOWCASE



FEATURES

- White Exterior
- Internal LED on top
- Digital controller
- Dual LED temp. displays inside and at back
- Sliding doors at back
- Front curved glass
- 4 casters, 2 with brakes
- Ventilating cooling system
- Automatic defrost



47571



47498



47572



49006



49007

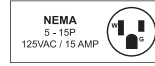


49008

Item	41" wide with 7 pans capacity		55" wide with 10 pans capacity		69.5" wide with 13 pans capacity	
	47571	49006	47498	49007	47572	49008
Model	FR-CN-0007W	FR-CN-0007B	FR-CN-0010W	FR-CN-00010B	FR-CN-00013W	FR-CN-00013B
Color	White	Black	White	Black	White	Black
Capacity	7 x 5L (Ice Cream Pan) 1 Scoop Pan		10 x 5L (Ice Cream Pan) 1 Scoop Pan		13 x 5L (Ice Cream Pan) 1 Scoop Pan	
Refrigerant	R290		R290		R290	
Defrosting	Automatic		Automatic		Automatic	
Cooling System	Ventilated		Ventilated		Ventilated	
Temperature Controller	Digital		Digital		Digital	
Temperature Range	-22 to -12°C / 8 to -10°F		-22 to -12°C / 8 to -10°F		-22 to -12°C / 8 to -10°F	
Power	1,300 W		1,500 W		1,500 W	
Amps	11.8 A		13.6 A		13.6 A	
Electrical	110V / 60Hz / 1Ph		110V / 60Hz / 1Ph		110V / 60Hz / 1Ph	
Number of Doors	2 Sliding Doors		2 Sliding Doors		2 Sliding Doors	
Number of Pans Included	7 Pans		10 Pans		13 Pans	
Net Weight	306.4 lb. / 139 kg.		372.5 lb. / 169 kg.		434 lb. / 197 kg.	
Net Dimensions (WDH)	41.3" x 33.5" x 51.2"		55.4" x 33" x 51"		69.5" x 33" x 51"	
Gross Weight	423.3 lb. / 192 kg.		504.9 lb. / 229 kg.		582 lb. / 264 kg.	
Gross Dimensions (WDH)	44.5" x 37.8" x 57.5"		58.5" x 37.8" x 57"		72.5" x 37.8" x 57"	

Sushi Showcases

CURVED GLASS COUNTERTOP REFRIGERATED SHOWCASE



FEATURES

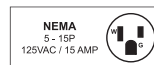
- Digital Temperature Controller, display and illumination control
- Direct cooling system and automatic defrost
- Stainless steel body with curved front glass door
- Adjustable feet

Item	43074
Model	RS-CN-0118-E
Capacity	4.2 cu.ft. / 118 L
Refrigerant	R134a
Temperature Range	12 to 2°C / 54 to 36°F
Power	110 W
Amps	1.6 A
Electrical	110V / 60Hz / 1Ph
Number of Doors	1
Number of Pans	n/a
Interior Dimensions (WDH)	27.4" x 34.7" x 16.4"
Net Weight	85 lb. / 38.5 kg.
Net Dimensions (WDH)	30.5" x 37.6" x 19.3"
Gross Weight	90.4 lb. / 41 kg.
Gross Dimensions (WDH)	38" x 31" x 19"



43074

SUSHI SHOWCASES



FEATURES

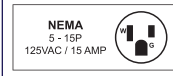
- Internal LED lighting and 1/3 GN pans included
- Sliding doors & digital Temperature Controller
- Direct cooling system and automatic defrost
- Top evaporator with basin to collect condensation

	46" wide with 1.5 cu.ft. capacity
Item	39553
Model	RS-CN-0042-S
Capacity	1.48 cu.ft. / 42 L
Refrigerant	R290
Temperature Range	12 to 0°C / 54 to 0°F
Power	125 W
Amps	1.3A
Electrical	110V / 60 Hz / 1Ph
Number of Doors	1 Sliding Door
Number of Pans	4 x 1/3GN
Interior Dimensions (WDH)	29.25" x 16" x 9"
Net Weight	76 lb. / 34.5kg.
Net Dimensions (WDH)	46.3" X 16.5" X 10.4"
Gross Weight	81 lb. / 37kg.
Gross Dimensions (WDH)	50" x 20" x 14"



39553

SUSHI SHOWCASES WITH FLAT GLASS



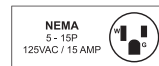
FEATURES

- Brilliant Internal LED illumination on top
- Sliding doors
- Digital Temperature Controller and display
- Front flat glass
- Direct cooling system
- GN pan included



	45" wide with 1.6 cu.ft. capacity	51" wide with 2.3 cu.ft. capacity	58" wide with 3 cu.ft. capacity	69" wide with 3.7 cu.ft. capacity
Item	43492	44393	44394	44395
Model	RS-CN-0044	RS-CN-0064	RS-CN-0084	RS-CN-0104
Capacity	1.6 cu.ft. / 44 L	2.3 cu.ft. / 64 L	3 cu.ft. / 84 L	3.7 cu.ft. / 104 L
Refrigerant	R290	R290	R290	R290
Temperature Range	12 to 0°C / 54 to 32°F	12 to 0°C / 54 to 32°F	12 to 0°C / 54 to 32°F	12 to 0°C / 54 to 32°F
Power	180 W	180 W	180 W	180 W
Amps	1.6 A	1.6 A	1.6 A	1.6 A
Electrical	110V / 60Hz / 1Ph	110V / 60Hz / 1Ph	110V / 60Hz / 1Ph	110V / 60Hz / 1Ph
Number of Doors	1 Sliding Door	1 Sliding Door	1 Sliding Door	1 Sliding Door
Number of Pans	4 x 1/3 GN	5 x 1/3 GN	6 x 1/3 GN	5 x 1/2 GN
Interior Dimensions (WDH)	29.3" x 14.2" x 11.2"	36.2" x 14.2" x 11.2"	29.3" x 14.2" x 11.2"	29.3" x 14.2" x 11.2"
Net Weight	86 lb. / 39 kg.	94.8 lb. / 43 kg.	103.6 lb. / 47 kg.	116.8 lb. / 53 kg.
Net Dimensions (WDH)	44.5" x 15.6" x 14.7"	51.4" x 15.6" x 14.7"	58.4" x 15.6" x 14.7"	69" x 15.6" x 14.7"
Gross Weight	93 lb. / 42 kg.	101 lb. / 46kg.	110 lb. / 50 kg.	125.7 lb. / 57 kg.
Gross Dimensions (WDH)	46.7" x 18.3" x 17"	53.7" x 18.3" x 17"	60.6" x 18.3" x 17"	71.3" x 18.3" x 17"

SUSHI SHOWCASE WITH CURVED GLASS



FEATURES

- Brilliant Internal LED illumination on top
- Digital Temperature Controller and display
- Front Curved glass and rear sliding doors
- Direct cooling system with automatic defrost
- Top evaporator with basin to collect condensation
- GN pan can be ordered



	45" wide with 1.5 cu.ft. capacity	58" wide with 2.2 cu.ft. capacity	69" wide with 2.75 cu.ft. capacity
Item	43223	43225	43116
Model	RS-CN-0043-SC	RS-CN-0083-SC	RS-CN-0103-SC
Capacity	1.5 cu.ft. / 42 L	2.2 cu.ft. / 62 L	2.75 cu.ft. / 78 L
Refrigerant	R290	R290	R290
Temperature Range	12 to 0°C / 54 to 32°F	12 to 0°C / 54 to 32°F	12 to 0°C / 54 to 32°F
Power	180 W	180 W	180 W
Amps	1.4 A	1.4 A	1.4 A
Electrical	110V / 60Hz / 1Ph	110V / 60 Hz / 1Ph	110V / 60 Hz / 1Ph
Number of Doors	2 Sliding Doors	2 Sliding Doors	2 Sliding Doors
Number of Pans	4 x 1/3 GN Pan	6 x 1/3 GN Pan	5 x 1/2 GN Pan
Interior Dimensions (WDH)	29.3" x 15" x 9"	43.2" x 15" x 9"	53.8" x 15" x 9"
Net Weight	73 lb. / 33 kg.	86 lb. / 39kg.	97 lb. / 44kg.
Net Dimensions (WDH)	44.5" x 17.7" x 13"	58.4" x 17.7" x 13"	69" x 17.7" x 13"
Gross Weight	80 lb. / 36kg.	95 lb. / 43kg.	106 lb. / 48kg.
Gross Dimensions (WDH)	47" x 20" x 15"	61" x 21" x 15"	72" x 20" x 15"

Display Coolers & Freezers - Countertop

98 L COUNTERTOP DISPLAY FREEZER



PARTS & LABOUR
WARRANTY



NEMA
5 - 15P
125VAC / 15 AMP



FEATURES

- Ideal for places with spaces like convenience stores
- Provides excellent product visibility

Item	47239	Amps	1.4 A
Model	FR-CN-0098-NB	Electrical	110V / 60Hz / 1Ph
Capacity	3.5 cu.ft. / 98 L	Number of Doors	1 Swing Door
Refrigerant	R290A	Number of Shelves	3
Defrosting	Manual	Interior Dimensions (WDH)	18" x 15" x 26.8"
Cooling System	Direct Cooling	Net Weight	110 lb. / 50 kg.
Temperature Range	-18 to -20°C / 0 to -4°F	Net Dimensions (WDH)	23" X 20" x 34"
Temperature Controller	Digital	Gross Weight	119 lb. / 54 kg.
Power	158 W	Gross Dimensions (WDH)	27" x 23" x 36"



47239

BLACK COUNTERTOP DISPLAY REFRIGERATORS



PARTS & LABOUR
WARRANTY



NEMA
5 - 15P
125VAC / 15 AMP



FEATURES

- Ideal for places with limited spaces like convenience stores and coffee shops
- Provides excellent product visibility

	16" wide with 0.74 cu.ft. capacity	20" wide with 1.8 cu.ft. capacity
Item	44527	44496
Model	RS-CN-0021	RS-CN-0052
Capacity	0.74 cu.ft. / 21 L	1.8 cu.ft. / 52 L
Refrigerant	R600A	R600A
Defrosting	Manual	Manual
Cooling System	Direct Cooling	Direct Cooling
Temperature Controller	Manual	Manual
Temperature Range	10° to 0°C / 50° to 32°F	10° to 0°C / 50° to 32°F
Power	760 W	800 W
Amps	7 A	7 A
Electrical	110-120V / 60Hz / 1Ph	110-120V / 60Hz / 1Ph
Number of Doors	1 Swing Door	1 Swing Door
Number of Shelves	1	1
Interior Dimensions (WDH)	11" x 10.2" x 14.7"	14.5" x 14.8" x 16.2"
Net Weight	33 lb. / 15 kg.	43 lb. / 19.5 kg.
Net Dimensions (WDH)	16.2" x 13" x 18.5"	19.7" x 17.1" x 19.7"
Gross Weight	36.4 lb. / 16.5 kg.	47.4 lb. / 21.5 kg.
Gross Dimensions (WDH)	19.1" x 16.8" x 21.5"	22.9" x 20.5" x 22"

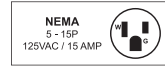


44527



44496

COUNTERTOP DISPLAY REFRIGERATORS



FEATURES

- Ideal for places with limited spaces like convenience stores and coffee shops
- Provides excellent product visibility

	13" wide with 0.75 cu.ft. capacity	16" wide with 1.4 cu.ft. capacity	17" wide with 1.8 cu.ft. capacity	18" wide with 2.8 cu.ft. capacity
Item	44575	44528	44529	44530
Model	RS-CN-0021-B	RS-CN-0040-B	RS-CN-0052-B	RS-CN-0080-B
Capacity	0.75 cu.ft. / 21 L	1.4 cu.ft. / 40 L	1.8 cu.ft. / 52 L	2.8 cu.ft. / 80 L
Refrigerant	R600A	R600A	R600A	R600A
Defrosting	Manual	Manual	Manual	Manual
Cooling System	Direct Cooling	Direct Cooling	Direct Cooling	Direct Cooling
Temperature Controller	Mechanical	Mechanical	Mechanical	Mechanical
Temperature Range	10° to 0°C / 50° to 32°F	10° to 0°C / 50° to 32°F	10° to 0°C / 50° to 32°F	10° to 0°C / 50° to 32°F
Power	76 W	76 W	76W	92 W
Amps	0.7 A	0.7 A	0.7 A	0.8 A
Electrical	110V / 60Hz / 1Ph	110-120V / 60Hz / 1Ph	110-120V / 60Hz / 1Ph	110-120V / 60Hz / 1Ph
Number of Doors	1 Swing Door	1 Swing Door	1 Swing Door	1 Swing Door
Number of Shelves	2	2	3	3
Interior Dimensions (DWH)	9.84" x 10.23" x 14.29"	10" x 10.23" x 17.7"	10.62" x 13" x 19.68"	10.62" x 13.8" x 24.8"
Net Weight	35 lb. / 16 kg.	44 lb. / 20 kg.	50.7 lb. / 23 kg.	63.9 lb. / 29 kg.
Net Dimensions (DWH)	13" x 16.3" x 24"	15.75" x 16.3" x 28.85"	16.5" x 18.1" x 31.2"	18.2" x 18.5" x 36.7"
Gross Weight	39 lb. / 18 kg.	48.5 lb. / 22 kg.	55 lb. / 25 kg.	70.54 lb. / 32 kg.
Gross Dimensions (DWH)	16.3" x 19.13" x 27"	17.75" x 17.6" x 30.6"	19.8" x 20.8" x 33.3"	21.3" x 21.3" x 38.8"



44575

COUNTERTOP DISPLAY FREEZER



FEATURES

- Ideal for places with spaces like convenience stores
- Provides excellent product visibility

Item	44526
Model	FR-CN-0098
Capacity	3.5 cu.ft. / 98L
Refrigerant	R600A
Defrosting	Manual
Cooling System	Direct Cooling
Temperature Controller	Mechanical
Temperature Range	-18° to -20°C / 0° to -4°F
Power	158 W
Amps	1.4 A
Electrical	110V / 60Hz / 1Ph
Number of Doors	1 Swing Door
Number of Shelves	3
Interior Dimensions (WDH)	14.17" x 17.8" x 25.6"
Net Weight	110 lb. / 50 kg.
Net Dimensions (WDH)	21.45" x 23.4" x 34.25"
Gross Weight	119 lb. / 54 kg.
Gross Dimensions (WDH)	23.26" x 26.8" x 36"



44526

17-INCH COUNTERTOP FOUR SIDED GLASS REFRIGERATED SHOWCASE



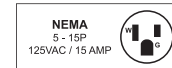
FEATURES

- Internal LED lighting, with 1.44*4 W
- Temperature Range controls
- 3 adjustable shelf positions

	17" wide with Single Door	17" wide with Dual Door
Item	25826	25827
Model	RS-CN-0078-S	RS-CN-0078-D
Capacity	2.9 cu.ft. / 82 L	3 cu.ft. / 86 L
Refrigerant	R290	R290
Defrosting	Automatic	Automatic
Cooling System	Forced Air	Forced Air
Temperature Controller	Digital	Digital
Temperature Range	12 to 0°C / 54 to 32°F	12 to 0°C / 54 to 32°F
Power	180 W	190 W
Amps	1.6 A	1.7 A
Electrical	110V / 60Hz / 1Ph	110V / 60Hz / 1Ph
Number of Doors	1 Swing Door	2 Swing Doors
Number of Shelves	3	3
Interior Dimensions (WDH)	15.5" x 15.6" x 24"	15.6 x 15.6" x 24"
Net Weight	79.4 lb. / 36 kg.	80.5 lb. / 36.5 kg.
Net Dimensions (WDH)	17" x 17" x 38.6"	17" x 17" x 38.6"
Gross Weight	85 lb. / 38.5 kg.	86 lb. / 39 kg.
Gross Dimensions (WDH)	19" x 19" x 41"	19" x 19" x 41"



17-INCH COUNTERTOP FOUR SIDED GLASS REFRIGERATED SHOWCASE WITH STAINLESS STEEL BASE



FEATURES

- Eye catching internal LED lighting
- Stainless steel exterior and interior
- Adjustable PVC coated shelves
- Maintenance free controller
- Single access

Item	39551
Model	RS-CN-0078
Capacity	2.75 cu.ft. / 78 L
Refrigerant	R290
Defrosting	Automatic
Cooling System	Forced Air
Temperature Controller	Digital
Temperature Range	12 to 0°C / 54 to 32°F
Power	180 W
Amps	1.6 A
Electrical	110V / 60Hz / 1Ph
Number of Doors	1 Swing Door
Number of Shelves	3
Interior Dimensions (WDH)	15.7" x 13.8" x 25.3"
Net Weight	74.5 lb. / 33.8 kg.
Net Dimensions (WDH)	15.35" x 16.9" x 38.8"
Gross Weight	80.25 lb. / 36.4 kg.
Gross Dimensions (WDH)	15.35" x 19" x 41"



ROTATING CIRCULAR COUNTERTOP DISPLAY CASE



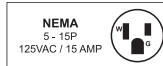
FEATURES

- Eye catching internal LED lighting
- Stainless steel exterior and interior (39552 only)
- Turnable glass shelves (41466 only)
- 39552 has easy adjustable feet

	18" wide with 2.5 cu.ft. capacity	19" wide with 3.5 cu.ft. capacity
Item	39552	41466
Model	RS-CN-0072-R	RS-CN-0100-R
Capacity	2.5 cu.ft. / 72 L	3.5 cu.ft. / 100 L
Refrigerant	R290	R134a
Defrosting	Automatic	Automatic
Cooling System	Forced Air	Forced Air
Temperature Controller	Digital	Digital
Temperature Range	12 to 0°C / 54 to 32°F	8 to 2°C / 46 to 36°F
Power	170 W	230 W
Amps	1.34 A / 1.2 A	2.6
Electrical	110V / 60Hz / 1Ph	110V / 60Hz / 1Ph
Number of Doors	1	1
Number of Shelves	3	3
Interior Dimensions (WDH)	15" x 15" x 25.5"	16" x 16" x 27"
Net Weight	84.88 lb. / 38.5 kg.	110 lb. / 50 kg.
Net Dimensions (WDH)	17.7" x 17.7" x 38.7	18.9" x 18.9" x 40.5"
Gross Weight	90 lb. / 40.8 kg.	118 lb. / 53.5 kg.
Gross Dimensions (WDH)	20" x 20" x 41"	22.24" x 22.24" x 44"



27-INCH ROTATING CIRCULAR FLOOR DISPLAY CASE



FEATURES

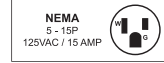
- Brilliant LED lighting on 2 sides
- Digital Temperature Controller and display
- Turnable glass shelves
- Double glass

Item	40440
Model	RS-CN-0400-R
Capacity	14.1 cu.ft. / 400 L
Refrigerant	R290
Defrosting	Air Cooling
Cooling System	Air Cooling
Temperature Controller	Digital
Temperature Range	8 to 2°C / 46° to 36°F
Power	500 W
Amps	6 A
Electrical	110V / 60Hz / 1Ph
Number of Doors	1
Number of Shelves	4
Castors	4 casters with 2 brakes
Interior Dimensions (WDH)	24.4" x 24.4" x 45"
Net Weight	275 lb. / 125 kg.
Net Dimensions (WDH)	26.8" x 26.8" x 69"
Gross Weight	306 lb. / 139 kg.
Gross Dimensions (WDH)	30" x 30" x 75"



COUNTERTOP REFRIGERATED SHOWCASES

Matching Heated Showcase (item 47454 & 47455) is also available



FEATURES

- Stainless Steel
- Maintenance free condenser
- Automatic defrost
- Eye catching internal LED lighting
- Adjustable chrome plated shelves
- Front curved glass



44629



44630

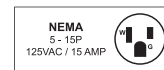


44631

	27" wide with 4.25 cu.ft. capacity	34" wide with 5.7 cu.ft. capacity	48" wide with 7.1 cu.ft. Capacity
Item	44629	44630	44631
Model	RS-CN-0120-4	RS-CN-0160-4	RS-CN-0202-4
Capacity	4.25 cu.ft. / 120L	5.7 cu.ft. / 160 L	7.1 cu.ft. / 202 L
Refrigerant	R290	R290	R290
Defrosting	Automatic	Automatic	Automatic
Cooling System	Forced Air	Forced Air	Forced Air
Temperature Controller	Digital	Digital	Digital
Temperature Range	12 to 0°C / 54 to 32°F	12 to 0°C / 54 to 32°F	12 to 0°C / 54 to 32°F
Power	230 W	330 W	340 W
Amps	2.7 A	3 A	3.9 A
Electrical	110V / 60Hz / 1Ph	110V / 60Hz / 1Ph	110V / 60Hz / 1Ph
Number of Doors	2 Sliding Doors	2 Sliding Doors	2 Sliding Doors
Number of Shelves	2	2	2
Interior Dimensions (WDH)	26" x 19" x 16"	33" x 19" x 16"	46.5" x 19" x 16"
Net Weight	126 lb. / 57 kg.	145.5 lb. / 66 kg.	195.1 lb. / 88.5 kg.
Net Dimensions (WDH)	27" x 22" x 27"	34" x 22" x 27"	48" x 24.7" x 27"
Gross Weight	132 lb. / 60 kg.	153 lb. / 69.5 kg.	203.9 lb. / 92.5 kg.
Gross Dimensions (WDH)	25" x 30" x 30"	22" x 35" x 27"	50.8" x 24.7" x 28.9"

27-INCH ALL BLACK COUNTERTOP REFRIGERATED SHOWCASE

Matching Heated Showcase (item 47454) is also available



FEATURES

- Comes with rear sliding doors, interior light, and glass windows on each side
- Designed to fit on table tops

Item	27155	Amps	1.5 A
Model	RS-CN-0100-E	Electrical	110V / 60Hz / 1Ph
Capacity	3.5 cu.ft. / 100 L	Number of Doors	2 Sliding Doors
Refrigerant	R290	Number of Shelves	2-3
Defrosting	Automatic	Interior Dimensions (WDH)	25.75" x 15.3" x 15.5"
Cooling System	Forced Air	Net Weight	86.2 lb. / 39.1 kg.
Temperature Controller	Digital	Net Dimensions (WDH)	27" x 24.75" x 26.5"
Temperature Range	12° to 0°C / 54° to 32°F	Gross Weight	97 lb. / 44 kg.
Power	170 W	Gross Dimensions (WDH)	30" x 21" x 31"



27155

SQUARE GLASS COUNTERTOP REFRIGERATED SHOWCASES



FEATURES

- Stainless Steel
- Temperature Range Controls
- Adjustable shelves
- Keeping your good freshness at safe temperatures



47107



47278



47279



47424

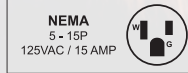
NEW!

	28" wide with 4.2 cu.ft. capacity	35" wide with 5.65 cu.ft. capacity	48" wide with 7.13 cu.ft. capacity	60" wide with 8.9 cu.ft. capacity
Item	47107	47278	47279	47424
Model	RTW-120L-5	RTW-160L-5	RTW-202L-5	RS-CN-0252-5
Capacity	4.2 cu.ft. / 120 L	5.65 cu.ft. / 120 L	7.13 cu.ft. / 202 L	8.9 cu.ft. / 252 L
Refrigerant	R290	R290	R290	R290
Defrosting	Automatic	Automatic	Automatic	Automatic
Cooling System	Forced Air	Forced Air	Forced Air	Forced Air
Temperature Controller	Digital	Digital	Digital	Digital
Temperature Range	12 to 0°C / 54 to 32°F	12 to 0°C / 54 to 32°F	12 to 0°C / 54 to 32°F	12 to 0°C / 54 to 32°F
Power	160 W	160 W	160 W	460 W
Amps	2.7 A	3 A	3.9 A	5 A
Electrical	110V / 60Hz / 1Ph	110V / 60Hz / 1Ph	110V / 60Hz / 1Ph	110V / 60Hz / 1Ph
Number of Doors	2 Sliding Doors	2 Sliding Doors	2 Sliding Doors	2 Sliding Doors
Number of Shelves	2	2	2	3
Interior Dimensions (WDH)	26.18" x 19.15" x 16.2"	33.19" x 19.15" x 16.2"	46.5" x 19.15" x 16.2"	57.5" x 19.15" x 16.2"
Net Weight	125.7 lb. / 57 kg.	145.5 lb. / 66 kg.	198.4 lb. / 90 kg.	255.7 lb. / 116 kg.
Net Dimensions (WDH)	27.6" x 22.4" x 27"	34.6" x 22.4" x 27"	48" x 22.4" x 27"	60" x 22.4" x 27"
Gross Weight	132.3 lb. / 60 kg.	153.2 lb. / 69.5 kg.	203.9 lb. / 92.5 kg.	297.6 lb. / 135 kg.
Gross Dimensions (WDH)	30.4" x 24.7" x 29"	37.4" x 24.7" x 29"	48" x 24.2" x 29"	62.8" x 24.7" x 34.4"

See page 339 for matching Heated Display models

Display Coolers & Freezers - Floor Models

REFRIGERATED FLOOR DISPLAY CASES - 270L - 550L CAPACITY



FEATURES

- LED lighting
- Digital Temperature Controller and display
- Adjustable chrome plated shelves
- Front flat glass door
- Stainless steel base with 4 side double glass body
- Casters with two brakes

	26" wide with 9.5 cu.ft. capacity	26" wide with 14.1 cu.ft. capacity
Item	44471	44473
Model	RS-CN-0270-L	RS-CN-0400-L
Capacity	9.5 cu.ft. / 270L	14.1 cu.ft. / 400L
Refrigerant	R290	R290
Defrosting	Automatic	Automatic
Cooling System	Air Cooling	Air Cooling
Temperature Controller	Digital	Digital
Temperature Range	10 to 2°C / 50 to 36°F	10 to 2°C / 50 to 36°F
Power	475 W	495 W
Amps	2.8A	2.8A
Electrical	110V / 60Hz / 1Ph	110V / 60Hz / 1Ph
Number of Doors	1 Swing Door	1 Swing Door
Number of Shelves	3	4
Net Weight	308.6 lb. / 140 kg.	386 lb. / 175 kg.
Net Dimensions (WDH)	25.6" x 25.6" x 59"	25.6" x 25.6" x 75"
Gross Weight	363.8 lb. / 165 kg.	452 lb. / 205 kg.
Gross Dimensions (WDH)	29.5" x 29.5" x 65"	29.5" x 29.5" x 81"



44471



44473

	33" wide with 19.4 cu ft. capacity	34" wide with 12.36 cu.ft. capacity
Item	44474	44472
Model	RS-CN-0550	RS-CN-0350
Capacity	19.4 cu.ft. / 550L	12.4 cu.ft. / 350L
Refrigerant	R290	R290
Defrosting	Automatic	Automatic
Cooling System	Air Cooling	Air Cooling
Temperature Controller	Digital	Digital
Temperature Range	10 to 2°C / 50 to 36°F	10 to 2°C / 50 to 36°F
Power	500 W	495 W
Amps	2.9A	2.8A
Electrical	110V / 60Hz / 1Ph	110V / 60Hz / 1Ph
Number of Doors	1 Swing Door	1 Swing Door
Number of Shelves	4	3
Net Weight	423 lb. / 192 kg.	335 lb. / 152 kg.
Net Dimensions (WDH)	33" x 25.6" x 75"	33.5" x 25.6" x 59"
Gross Weight	500.5 lb. / 227 kg.	399 lb. / 181 kg.
Gross Dimensions (WDH)	37.36" x 29.5" x 81"	37" x 37" x 65"



44474



44472

26" WHITE REFRIGERATED FLOOR DISPLAY CASE



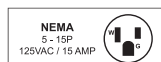
FEATURES

- LED lighting
- Digital Temperature Controller and display
- Adjustable PVC coated shelves
- Front flat glass door
- Double glass
- Casters with two brakes
- Ventilated cooling system
- Automatic defrost

Item	34874
Model	RS-CN-0500
Capacity	17.65 cu.ft. / 500L
Refrigerant	R290
Defrosting	Automatic
Cooling System	Forced Air
Temperature Controller	Digital
Temperature Range	12 to 0°C / 54 to 32°F
Power	680 W
Amps	3.7 A
Electrical	110V / 60Hz / 1Ph
Number of Doors	1 Swing Door
Number of Shelves	5
Interior Dimensions (WDH)	23.8" x 23.8" x 53"
Net Weight	297 lb. / 134.7 kg.
Net Dimensions (WDH)	25.6" x 25.6" x 76.6"
Gross Weight	317 lb. / 143.7 kg.
Gross Dimensions (WDH)	30" x 30" x 85"



DROP-IN REFRIGERATED SHOWCASE



FEATURES

- Stainless Steel body
- Smooth curved glass finish
- Attractive tall design
- Environmentally safe R290 refrigerant
- Automatic Defrost
- Digital Thermostat

	28" wide with 3 cu.ft. capacity	35" wide with 4 cu.ft. capacity
Item	47560	48887
Model	RS-CN-0120-4D	RS-CN-0160-4D
Capacity	3 cu.ft. / 88 L	4 cu.ft. / 112 L
Refrigerant	R290	R290
Defrosting	Automatic	Automatic
Temperature Controller	Digital Thermostat	Digital Thermostat
Temperature Range	12 to 0°C / 54 to 32°F	12 to 0°C / 54 to 32°F
Power	2/7 hp	2/7 hp
Amps	2.8 A	3.2 A
Electrical	110-120V / 60Hz / 1Ph	110-120V / 60Hz / 1Ph
Number of Doors	2 Sliding Doors	Door Type
Number of Shelves	2	2
Interior Dimensions (WDH)	26.2" x 19.3" x 16.2"	33.2" x 19.3" x 16.2"
Net Weight	132.3 lb. / 60 kg.	153.3 lb. / 69.5 kg.
Net Dimensions (WDH)	27.6" x 22.6" x 27.4"	34.6" x 22.6" x 27.4"
Gross Weight	138.9 lb. / 63 kg.	161 lb. / 73 kg.
Gross Dimensions (WDH)	30.4" x 24.7" x 28.9"	37.4" x 24.7" x 28.9"



47560



48887

DISPLAY COOLERS & FREEZERS - FLOOR MODELS

10 REFRIGERATION

SEE PREVIOUS PAGE FOR FEATURES AND CERTIFICATIONS

	48" wide with 5 cu.ft. capacity	60" wide with 7 cu.ft. capacity
Item	47561	47562
Model	RS-CN-0202-4D	RS-CN-0252-4D
Capacity	5 cu.ft. / 157 L	7 cu.ft. / 198 L
Refrigerant	R290	R290
Defrosting	Automatic	Automatic
Temperature Controller	Digital Thermostat	Digital Thermostat
Temperature Range	12 to 0°C / 54 to 32°F	12 to 0°C / 54 to 32°F
Power	2/7 hp	2/7 hp
Amps	3.6 A	4.9 A
Electrical	110-120V / 60Hz / 1Ph	110-120V / 60Hz / 1Ph
Number of Doors	Door Type	Door Type
Number of Shelves	2	2
Interior Dimensions (WDH)	46.5" x 19.3" x 16.2"	58.5" x 19.3" x 16.2"
Net Weight	206.2 lb. / 93.5 kg.	267.9 lb. / 121.5 kg.
Net Dimensions (WDH)	48" x 22.6" x 27.4"	60" x 22.6" x 27.4"
Gross Weight	233.7 lb. / 106 kg.	309.8 lb. / 140.5 kg.
Gross Dimensions (WDH)	50.8" x 24.7" x 28.9"	62.8" x 24.7" x 29.4"

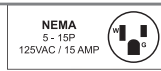


47561



47562

REFRIGERATED FLOOR DISPLAY CASE



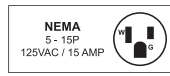
FEATURES

- Exterior tempered glass finish
- With caster and adjustable legs
- Movable shelves and shelf brackets
- Fan cooling refrigeration system
- Interior LED lighting
- High quality digital temperature Controller
- Automatic defrost system
- Each display has 3 shelves



	36" wide with 11 cu.ft. capacity	48" wide with 15 cu.ft. capacity	60" wide with 19 cu.ft. Capacity	72" wide with 23 cu.ft. capacity
Item	44387	44502	44503	44504
Model	RS-CN-0271	RS-CN-0371	RS-CN-0471	RS-CN-0571
Capacity	11 cu.ft. / 310 L	15 cu.ft. / 420 L	19 cu.ft. / 535 L	23 cu.ft. / 650 L
Defrosting	Air Cooling	Air Cooling	Air Cooling	Air Cooling
Cooling System	Air Cooling	Air Cooling	Air Cooling	Air Cooling
Temperature Controller	Digital	Digital	Digital	Digital
Temperature Range	12 to 0°C / 54 to 32°F	12 to 0°C / 54 to 32°F	12 to 0°C / 54 to 32°F	12 to 0°C / 54 to 32°F
Refrigerant	R290	R290	R290	R290
Power	600 W	540 W	510 W	630 W
Amps	7.1 A	6.3 A	6.5 A	6.8 A
Electrical	110V / 60Hz / 1Ph	110V / 60Hz / 1Ph	110V / 60Hz / 1Ph	115V / 60Hz / 1Ph
Number of Doors	2 Sliding Doors	2 Sliding Doors	2 Sliding Doors	2 Sliding Doors
Number of Shelves	3	3	3	3
Interior Dimensions (WDH)	33.3" x 23.3" x 32.7"	45" x 23" x 32.7"	57" x 23" x 32.7"	68" x 23" x 32.7"
Net Weight	322 lb. / 146 kg.	390.2 lb. / 177 kg.	482.8 lb. / 219 kg.	518 lb. / 235 kg.
Net Dimensions (WDH)	36.4" x 26.8" x 56"	48" x 26.8" x 56"	60" x 26.8" x 56"	72" x 26.8" x 56"
Gross Weight	386 lb. / 175 kg.	467.4 lb. / 200 kg.	533.5 lb. / 242 kg.	606 lb. / 275 kg.
Gross Dimensions (WDH)	39.7" x 32" x 60"	53" x 32" x 65"	66.5" x 32.7" x 63.4"	78.3" x 26.8" x 63"

STAINLESS STEEL REFRIGERATED FLOOR SHOWCASE



FEATURES


- Interior: Aluminum liner with stainless steel floor
- Exterior: stainless steel
- Attractive curved glass with rear sliding glass doors
- Rounded corner design inside of the cabinet makes storage room easy to clean
- Temperature Ranges range: 32° to 43°F (0° to 6°C)
- Removable installation board for easy cleaning and service
- Shelves: Adjustable heavy-duty PVC coated shelves
- LED interior lighting
- Gravity coil refrigeration system to avoid drying up and preservation of food products



50079




50085



50080

	36" wide with 11.6 cu.ft. capacity	47" wide with 18 cu.ft. capacity	64" wide with 22 cu.ft. capacity	82" wide with 32 cu.ft. Capacity
Item	50084	50079	50085	50080
Model	RS-CN-0092-S	RS-CN-0120-S	RS-CN-0163-S	RS-CN-0200-S
Capacity	11.6 cu.ft. / 328 L	18 cu.ft. / 508L	22 cu.ft. / 620 L	32 cu.ft. / 903 L
Refrigerant	R290	R290	R290	R290
Defrosting	Automatic	Automatic	Automatic	Automatic
Cooling System	Ventilated	Ventilated	Ventilated	Ventilated
Temperature Controller	Digital	Digital	Digital	Digital
Temperature Range	6 to 0°C / 43 to 32°F	6 to 0°C / 43 to 32°F	6 to 0°C / 43 to 32°F	6 to 0°C / 43 to 32°F
Power	1/3 hp	1/4 hp	3/5 hp	3/4 hp
Amps	2.13	1.6 A	4 A	5 A
Electrical	115V / 60Hz / 1Ph	115V / 60Hz / 1Ph	115V / 60Hz / 1Ph	115V / 60Hz / 1Ph
Number of Doors	2 Sliding Doors	2 Sliding Doors	2 Sliding Doors	2 Sliding Doors
Number of Shelves	3	3	3	3
Interior Dimensions (WDH)	32.3" x 26.7" x 27.2"	43.3" x 26.7" x 27.2"	60.2" x 26.7" x 27.2"	78" x 26.7" x 27.2"
Net Weight	260 lb. /118 kg.	319 lb. / 145 kg.	399 lb. / 181 kg.	506 lb. / 230 kg.
Net Dimensions (WDH)	36" x 32.5" x 43"	47" x 32.5" x 43"	64" x 32.5" x 43"	82" x 32.5" x 43"
Gross Weight	297.6 lb. /135 kg.	399 lb. / 181 kg.	485 lb. / 220 kg.	638 lb. / 290 kg.
Gross Dimensions (WDH)	41" x 37" x 50"	52" x 37" x 50"	69" x 37" x 50"	87" x 37" x 50"

BLACK COATED STEEL REFRIGERATED FLOOR SHOWCASE



FEATURES


- Interior: Aluminum liner with stainless steel floor
- Exterior: Black coated steel for item
- Attractive curved glass with rear sliding glass doors
- Rounded corner design inside of the cabinet makes storage room easy to clean
- Temperature Ranges range: 32° to 43°F (0° to 6°C)
- Removable installation board for easy cleaning and service
- Shelves: Adjustable heavy-duty PVC coated shelves
- LED interior lighting
- Gravity coil refrigeration system to avoid drying up and preservation of food products



50077



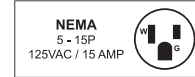
50083



50078

	36" wide with 11.6 cu.ft. capacity	47" wide with 18 cu.ft. capacity	64" wide with 22 cu.ft. capacity	82" wide with 32 cu.ft. capacity
Item	50082	50077	50083	50078
Model	RS-CN-0092-B	RS-CN-0120-B	RS-CN-0163-B	RS-CN-0200-B
Capacity	11.6 cu.ft. / 328L	18 cu.ft. / 508L	22 cu.ft. / 620L	32 cu.ft. / 903 L
Refrigerant	R290	R290	R290	R290
Defrosting	Automatic	Automatic	Automatic	Automatic
Cooling System	Ventilated	Ventilated	Ventilated	Ventilated
Temperature Controller	Digital	Digital	Digital	Digital
Temperature Range	6 to 0°C / 43 to 32°F	6 to 0°C / 43 to 32°F	6 to 0°C / 43 to 32°F	6 to 0°C / 43 to 32°F
Power	1/3 hp	1/4+ HP	3/5 hp	3/4 hp
Amps	4.68 A	3.12 A	7.14 A	7.08 A
Electrical	115V / 60Hz / 1Ph	115V / 60Hz / 1Ph	115V / 60Hz / 1Ph	115V / 60Hz / 1Ph
Number of Doors	2 Sliding Doors	2 Sliding Doors	2 Sliding Doors	2 Sliding Doors
Number of Shelves	3	3	3	3
Interior Dimensions (WDH)	32.3" x 26.7" x 27.2"	43.3" x 26.7" x 27.2"	60.2" x 26.7" x 27.2"	78" x 26.7" x 27.2"
Net Weight	260 lb. /118 kg.	319 lb. / 145 kg.	399 lb. / 181 kg.	506 lb. / 230 kg.
Net Dimensions (WDH)	36" x 32.5" x 43"	47" x 32.5" x 43"	64" x 32.5" x 43"	82" x 32.5" x 43"
Gross Weight	297.6 lb. /135 kg.	399 lb. / 181 kg.	485 lb. / 220 kg.	638 lb. / 290 kg.
Gross Dimensions (WDH)	40.9" x 37" x 50.39"	52" x 37" x 50"	68.89" x 37" x 50.39"	37" x 87" x 50"

FLOOR GLASS REFRIGERATED DISPLAY CASE



FEATURES

- Brilliant internal LED illumination under each sleeve
- Digital Temperature Controller and display
- Adjustable chrome plated shelves
- 4 sides with 3 layer glass

- Ventilated cooling system
- Automatic defrost
- 4 casters with 2 brakes
- Double glass and rear door



39539



40519



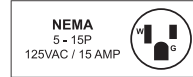
39540 (Square Edge)



47105

	36" wide with 9.5 cu.ft. capacity & Curved Edge Glass	48" wide with 13 cu.ft. capacity & Curved Edge Glass	48" wide with 13 cu.ft. capacity & Square Edge Glass	60" wide with 13 cu.ft. capacity & Curved Edge Glass
Item	39539*	40519*	39540*	47105
Model	RS-CN-0270	RS-CN-0370	RS-CN-0370-S	RS-CN-0470
Capacity	9.5 cu.ft. / 270L	13 cu.ft. / 370L	13 cu.ft. / 370L	17.7 cu.ft. / 500L
Refrigerant	R290	R290	R290	R290
Defrosting	Air Cooling	Air Cooling	Air Cooling	Air Cooling
Cooling System	Air Cooling	Air Cooling	Air Cooling	Air Cooling
Temperature Controller	Digital	Digital	Digital	Digital
Temperature Range	8 to 2°C / 46 to 36°F	8 to 2°C / 46 to 36°F	8 to 2°C / 46 to 36°F	8 to 2°C / 46 to 36°F
Power	410 W	450 W	450 W	420 W
Electrical	110V / 60Hz / 1Ph	110V / 60Hz / 1Ph	110V / 60Hz / 1Ph	115V / 60Hz / 1Ph
Number of Doors	2 Sliding Doors	2 Sliding Doors	2 Sliding Doors	2 Sliding Doors
Number of Shelves	2	2	2	2
Interior Dimensions (WDH)	34" x 22.8" x 25.2"	45.7" x 22.8" x 2.5"	45.7" x 22.8" x 2.5"	57.5" x 22.8" x 2.5"
Net Weight	360.46 lb. / 163.5 kg.	360.5 lb. / 163.5 kg.	360.5 lb. / 163.5 kg.	401.2 lb. / 182 kg.
Net Dimensions (WDH)	36" x 26.6" x 50"	47.8" x 26.6" x 50"	47.8" x 26.6" x 50"	59.6" x 26.6" x 48"
Gross Weight	379 lb. / 171.9 kg.	379.2 lb. / 172 kg.	422 lb. / 191.4 kg.	507.1 lb. / 230 kg.
Gross Dimensions	31" x 41" x 57"	49.8" x 31.3" x 51.6"	53" x 31" x 57"	63" x 29.3" x 50"

NON-REFRIGERATED DRY BAKERY DISPLAY CASES



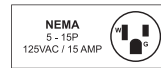
FEATURES

- Perfect for bakeries, coffee shops, or any business selling baked goods
- Non-refrigerated, dry design allows your products to be showcased while extending their shelf life



	36" wide with 10.4 cu.ft. capacity	48" wide with 14 cu ft. capacity	60" wide with 17.7 cu.ft. capacity
Item	47102	47103	47104
Model	DS-CN-0270	DS-CN-0370	DS-CN-0470
Capacity	10.4 cu.ft. / 295 L	14.1 cu.ft. / 400 L	17.7 cu.ft. / 500 L
Electrical (Lights)	115V / 60Hz / 1Ph	115V / 60Hz / 1Ph	115V / 60Hz / 1Ph
Number of Doors	2 Sliding Doors	2 Sliding Doors	2 Sliding Doors
Number of Shelves	2	2	2
Interior Dimensions (WDH)	34" x 22.8" x 25"	45.7 x 22.8" x 25.25"	57.5 x 22.8" x 25"
Net Weight	231.5 lb. / 105 kg.	286.6 lb. / 130 kg.	348.3 lb. / 158 kg.
Net Dimensions (DWH)	26.6" x 36" x 48"	26.6" x 47.8" x 48"	26.6" x 59.6" x 48"
Gross Weight	315.3 lb. / 143 kg.	374.8 lb. / 170 kg.	507.1 lb. / 230 kg.
Gross Dimensions (DWH)	29.3" x 39.4" x 50"	29.3" x 51.2" x 50"	29.3" x 63" x 50"

60-INCH REFRIGERATED CURVED GLASS FLOOR SHOWCASE



FEATURES

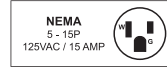
- LED lighting
- Front hinge door for easy cleaning access
- Back sliding door
- Digital Temperature Controller and display
- Automatic defrost
- Ventilated cooling system
- 4 castors with 2 brakes
- Double tempered glass



Front Hinged Door

Item	46471
Model	RS-CN-0860
Capacity	28 cu.ft. / 799L
Refrigerant	R290a
Defrosting	Air Cooling
Cooling System	Air Cooling
Temperature Controller	Digital
Temperature Range	12 to 0°C / 54 to 32°F
Power	680W
Amps	6.2 A
Electrical	110V / 60Hz / 1Ph
Number of Doors	1 Front Hinge & Back Sliding
Number of Shelves	3
Interior Dimensions (WDH)	12.5" x 54" x 40" 16.6" x 54" x 40" 21" x 54" x 40"
Net Weight	518 lb. / 235 kg.
Net Dimensions (WDH)	32.6" x 59.8" x 56.7"
Gross Weight	617 lb. / 280 kg.
Gross Dimensions (WDH)	36" x 66" x 70"

SQUARE GLASS FLOOR REFRIGERATED DISPLAY CASE



FEATURES

- Brilliant LED illumination under each shelves
- Digital Temperature Controller & display
- Stainless steel base

- Adjustable chrome plated shelves
- Four-sided double glass
- Automatic defrost
- Ventilated cooling system



44382 / 44383



44384

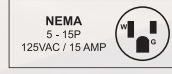


44505

	36" wide with 13.8 cu.ft. capacity	48" wide with 18.7 cu.ft. capacity	60" wide with 23.7 cu.ft. capacity	71" wide with 28.6 cu.ft. capacity
Item	44382	44383	44384	44505
Model	RS-CN-0271-S	RS-CN-0371-S	RS-CN-0471-S	RS-CN-0571-S
Capacity	13.8 cu.ft. / 390 L	18.7 cu.ft. / 530 L	23.7 cu.ft. / 670 L	28.6 cu.ft. / 810 L
Refrigerant	R290	R290	R290	R290
Defrosting	Air Cooling	Air Cooling	Air Cooling	Air Cooling
Cooling System	Air Cooling	Air Cooling	Air Cooling	Air Cooling
Temperature Controller	Digital	Digital	Digital	Digital
Temperature Range	12 to 0°C / 54 to 32°F	12 to 0°C / 54 to 32°F	12 to 0°C / 54 to 32°F	12 to 0°C / 54 to 32°F
Power	535 W	540 W	540W	630W
Amps	5 A	5 A	5 A	5.7 A
Electrical	110V / 60Hz / 1Ph	110V / 60Hz / 1Ph	110V / 60Hz / 1Ph	110V / 60Hz / 1Ph
Number of Doors	2 Sliding Doors	2 Sliding Doors	2 Sliding Doors	2 Sliding Doors
Number of Shelves	3	3	3	6
Net Weight	355lb. / 161kg.	427.7lb. / 194kg.	505 lb. / 229kg.	551 lb. / 250kg.
Net Dimensions (WDH)	36" x 26.8" x 55"	48" x 26.8" x 55"	59.8" x 27.6" x 55"	71.8" x 26.8" x 55"
Gross Weight	394lb. / 178.7kg.	474lb. / 215kg.	556lb. / 252kg.	639lb. / 290kg.
Gross Dimensions (WDH)	42" x 31" x 65"	53" x 31" x 65"	66.5" x 32.7" x 63"	78.3" x 32.7" x 63"

Display Coolers & Freezers - Dual Zone

DUAL SERVICE OPEN REFRIGERATED FLOOR DISPLAY CASES



FEATURES

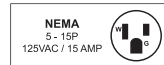
- Stainless steel construction with glass shelves
- Top shelf: Enclosed, front curved glass with rear sliding door
- Bottom shelf: Self-service cabinet with night curtain

	36" wide with 12.5 cu.ft. capacity	48" wide with 16.5 cu.ft. capacity
Item	47106	47277
Model	RS-CN-0120-5	RS-CN-0468
Capacity	12.5 cu.ft. / 354 L	16.5 cu.ft. / 468 L
Refrigerant	R290	R290
Defrosting	Automatic	Automatic
Cooling System	Forced Air	Forced Air
Temperature Controller	Digital	Digital
Temperature Range	10 to 2°C / 50 to 36°F	10 to 2°C / 50 to 36°F
Power	3/4 hp / 910 W	3/4 hp / 1078 W
Amps	8.2 A	9.8 A
Electrical	110V / 60Hz / 1Ph	110V / 60Hz / 1Ph
Number of Doors	2 Sliding Doors	2 Sliding Doors
Number of Shelves	2	2
Net Weight	469.6 lb. / 213 kg.	522.5 lb. / 237 kg.
Net Dimensions (WDH)	35.4" x 34.1" x 59.1	47.2" x 34.1" x 59"
Gross Weight	593 lb. / 269 kg.	650.4 lb. / 295 kg.
Gross Dimensions	39" x 38.4" x 65"	50.8" x 38.4" x 65"



47106

48-INCH DUAL SERVICE OPEN REFRIGERATED FLOOR DISPLAY CASE



FEATURES

- Stainless steel construction with glass shelves
- LED light
- Top shelf: Enclosed, anti-fog front curved glass with rear sliding door
- Bottom shelf: Self-service cabinet with night curtain

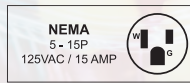
Item	43550
Model	RE-CN-0483
Capacity	17 cu.ft. / 483 L
Refrigerant	R290
Defrosting	Automatic
Cooling System	Ventilation
Temperature Controller	Digital
Temperature Range	5 to 2°C / 41 to 36°F
Power	Refrigeration: 1,080 W Defrost: 1,000 W
Amps	9.4 A + 5.2 A
Electrical	110V / 60Hz / 1Ph
Number of Doors	2 Sliding Doors
Number of Shelves	2
Net Weight	639 lb. / 290 kg.
Net Dimensions (WDH)	48" x 31.5" x 59"
Gross Weight	660 lb. / 299 kg.
Gross Dimensions (WDH)	55" x 36" x 71"



43550

Display Coolers & Freezers - Grab & Go Refrigeration

24-INCH OPEN REFRIGERATED FLOOR DISPLAY CASE



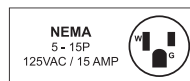
FEATURES

- LED lighting
- Digital Temperature Range controls
- Adjustable shelf positions
- Casters included

Item	25825
Model	RS-CN-0250
Capacity	9 cu.ft. / 252 L
Refrigerant	R290
Defrosting	Automatic
Cooling System	Air Cooling
Temperature Controller	Digital
Temperature Range	10 to 2°C / 50 to 36°F
Power	138 W
Amps	14.5 A
Electrical	110V / 60Hz / 1Ph
Number of Doors	1 Pull Down Curtian
Number of Shelves	3
Interior Dimensions (WDH)	21.75" x 22" x 38.5"
Net Weight	220.5 lb. / 100 kg.
Net Dimensions (WDH)	24" x 29.7" x 67.8"
Gross Weight	242.5 lb. / 110 kg.
Gross Dimensions (WDH)	27.2" x 29.7" x 73.8"



24-INCH & 40-INCH OPEN REFRIGERATED FLOOR DISPLAY CASE



FEATURES

- LED lighting
- Digital Temperature Range controls
- Pull down curtain
- Adjustable shelf positions
- Casters included

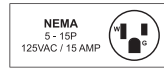
	24" wide with 8.12 cu.ft. capacity	40" wide with 13.4 cu.ft. capacity
Item	40438	40004
Model	RS-CN-0230	RS-CN-0380
Capacity	8.1 cu.ft. / 230 L	13.4 cu.ft. / 380 L
Refrigerant	R290	R290
Defrosting	Automatic	Automatic
Cooling System	Air Cooling	Air Cooling
Temperature Controller	Digital	Digital
Temperature Range	10 to 2°C / 50 to 36°F	10 to 2°C / 50 to 36°F
Power	1230 W	1280 W
Amps	10.1 A	9.7 A
Electrical	110V / 60Hz / 1Ph	110V / 60Hz / 1Ph
Number of Doors	1 Pull Down Curtian	1 Pull Down Curtian
Number of Shelves	3	3
Interior Dimensions (WDH)	21.35" x 22.5" x 33"	37" x 22.5" x 33"
Net Weight	202.4 lb. / 92 kg.	246.4 lb. / 112 kg.
Net Dimensions (WDH)	23.6" x 34.50" x 60.12"	39.37" x 34.50" x 60.12"
Gross Weight	234 lb. / 106 kg.	303 lb. / 137.4 kg.
Gross Dimensions (WDH)	36" x 64" x 28"	42" x 39" x 63"



OPEN REFRIGERATED DISPLAY CASES



PARTS & LABOUR WARRANTY



FEATURES

- Brilliant Internal LED lighting at 2 front sides
- Digital Temperature Controller and display
- 4 Castors with 2 brakes
- Double tempered glass
- Adjustable shelves
- Condensation water evaporated automatically
- Condensation at backside, free maintenance

	28" wide with 9.2 cu.ft. capacity	36" wide with 13.8 cu.ft. capacity
Item	47515	47514
Model	RS-CN-0260	RS-CN-0390
Capacity	9.18 cu.ft. / 260 L	13.8 cu.ft. / 390 L
Refrigerant	R290	R290
Defrosting	Automatic	Automatic
Cooling System	Air Cooling	Air Cooling
Temperature Controller	Digital	Digital
Temperature Range	12 to 0°C / 54 to 32°F	12 to 0°C / 54 to 32°F
Power	737 W	737 W
Electrical	110V / 60Hz / 1Ph	110V / 60Hz / 1Ph
Amps	6.7 A	6.7 A
Number of Doors	1 Pull Down Curtain	1 Pull Down Curtain
Number of Shelves	3	3
Material	Stainless Steel	Stainless Steel
Net Weight	230.4 lb. / 104.5 kg.	271.2 lb. / 123 kg.
Net Dimensions (WDH)	28.2" x 32.8" x 59.4"	36.2" x 33.3" x 59.4"
Gross Weight	269 lb. / 122 kg.	315.3 lb. / 143 kg.
Gross Dimensions (WDH)	30.5" x 35.4" x 61"	39" x 36.2" x 65.7"



47515

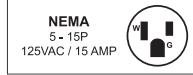


47514

34-INCH OPEN REFRIGERATED FLOOR DISPLAY



PARTS & LABOUR WARRANTY



FEATURES

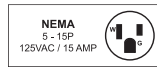
- LED lighting
- Night curtain
- Adjustable shelves
- Casters with two brakes
- Safety glass on each sides
- Digital Temperature Controller and display
- Ventilated cooling system
- Automatic defrost
- Mesh filter in front of the base
- Has XPS foaming agent

Item	41465
Model	RS-CN-0360
Capacity	12.71 cu.ft. / 360 L
Refrigerant	R290
Defrosting	Automatic
Cooling System	Air Cooling
Temperature Controller	Digital
Temperature Range	10 to 2°C / 50 to 36°F
Power	1,260 W
Amps	11.6 A
Electrical	110V / 60Hz / 1Ph
Number of Doors	1 Pull Down Curtian
Number of Shelves	3
Net Weight	277 lb. / 126 kg.
Net Dimensions	34.50" x 37.20" x 65"
Gross Weight	336 lb. / 152 kg.
Gross Dimensions	37" x 66" x 40"



41465

34-INCH OPEN REFRIGERATED FLOOR DISPLAY



FEATURES

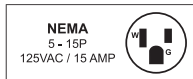
- LED lighting
- Night curtain
- Adjustable shelves
- Casters with two brakes
- Safety glass on each sides
- Digital Temperature Controller and display
- Ventilated cooling system
- Automatic defrost
- Mesh filter in front of the base
- Has XPS foaming agent

Item	31809
Model	RS-CN-0200
Capacity	7.06 cu.ft. / 200 L
Refrigerant	R290
Defrosting	Automatic
Cooling System	Air Cooling
Temperature Controller	Digital
Power	1,340 W
Amps	12 A
Electrical	110V / 60Hz / 1Ph
Temperature Range	12 to 2°C / 54 to 36°F
Number of Doors	1 Pull Down Curtain
Number of Shelves	2
Net Weight	253 lb. / 115 kg.
Net Dimensions (WDH)	39.37" x 22" x 49.21"
Gross Weight	283 lb. / 128 kg.
Gross Dimensions (WDH)	42" x 25" x 56"



31809

36-INCH OPEN REFRIGERATED SHOWCASE - STAINLESS STEEL



FEATURES

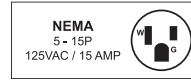
- Heavy-duty stainless steel body
- Brilliant Internal LED lighting at 2 front sides
- Digital Temperature Controller and display
- 4 Castors with 2 brakes
- Double tempered glass
- Features a durable night curtain
- Ventilated cooling system
- Automatic defrost
- Filter mesh in front of base
- Adjustable shelves

Item	44439
Model	RS-CN-0390-L
Capacity	14 cu.ft. / 390L
Refrigerant	R290
Defrosting	Automatic
Cooling System	Air Cooling
Temperature Controller	Digital
Temperature Range	10 to 2°C / 50 to 36°F
Power	1/2 hp
Amps	11.6 A
Electrical	110V / 60Hz / 1Ph
Number of Doors	1 Pull Down Curtian
Number of Shelves	4
Net Weight	303 lb. / 137.5 kg.
Net Dimensions	36" x 31.1" x 58.8"
Gross Weight	352.7 lb. / 160 kg.
Gross Dimensions	39" x 36.2" x 63"



44439

51-INCH OPEN REFRIGERATED FLOOR DISPLAY CASE



FEATURES

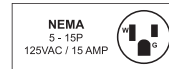
- Brilliant internal LED illumination on top
- Digital Temperature Controller and display
- Comes with night curtain
- 4 Castors (2 With brakes)
- Ventilated cooling system
- Automatic defrost

Item	44377
Model	RS-CN-0770
Capacity	27.2 cu.ft. / 770L
Refrigerant	R404a
Defrosting	Automatic
Cooling System	Air Cooling
Temperature Controller	Digital
Temperature Range	10 to 2°C / 50 to 36°F
Power	3/4 hp
Amps	14.5A
Electrical	110V / 60Hz / 1Ph
Number of Door	1 Pull Down Curtain
Number of Shelves	4
Net Weight	463 lb. / 210 kg.
Net Dimensions (WDH)	51.7" x 36" x 63"
Gross Weight	540 lb. / 245 kg.
Gross Dimension (WDH)	56.1" x 38.4" x 69.7"



44377

OPEN REFRIGERATED SHOWCASES



FEATURES

- Brilliant Internal LED illumination on sides
- Digital Temperature Controller and display
- Includes a durable night curtain
- Water tray can be connected with drain pipe
- 4 Casters with 2 brakes
- Stainless steel louver
- Ventilated cooling system
- Automatic defrost
- Condensation water evaporated automatically

	26" wide with 6.6 cu.ft. capacity	52" wide with 13 cu.ft. capacity
Item	44379	44544
Model	RS-CN-0186	RS-CN-0370-L
Capacity	6.6 cu.ft. / 186 L	13 cu.ft. / 370L
Refrigerant	R290	R290
Defrosting	Automatic	Automatic
Cooling System	Forced Air	Forced Air
Temperature Controller	Digital	Digital
Temperature Range	10 to 2°C / 50 to 36°F	10 to 2°C / 50 to 36°F
Power	3/4 hp	3/4 hp
Amps	11.6 A	14.5 A
Electrical	110V / 60Hz / 1Ph	110V / 60Hz / 1Ph
Number of Doors	1 Pull down Curtain	1 Pull down Curtain
Number of Shelves	1	1
Net Weight	198 lb. / 90 kg.	346 lb. / 157 kg.
Net Dimensions (WDH)	26" x 35.8" x 42"	51.6" x 35.8" x 42"
Gross Weight	253.5 lb / 115 kg.	418 lb. / 189.6 kg.
Gross Dimensions (WDH)	29.5" x 39" x 47.6"	55" x 39" x 47.6"



44379



44544

OPEN REFRIGERATED FLOOR DISPLAY CASES



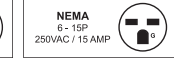

1 YEAR PARTS & LABOUR WARRANTY



For 43459

For 41469

For 43460



FEATURES

- Perfect for cafes, restaurants, supermarkets and convenience stores
- Equipped with a night curtain which helps in reducing power consumption when is not in use
- Bright internal LED lighting complements

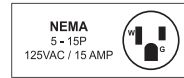


	36" wide with 18.7 cu.ft. capacity	48" wide with 24.7 cu.ft. capacity	72" wide with 37 cu.ft. capacity
Item	43459	41469	43460
Model	RS-CN-0530	RS-CN-0700	RS-CN-1050
Capacity	18.7 cu.ft. / 530 L	24.7 cu.ft. / 700 L	37 cu.ft. / 1050 L
Refrigerant	R404a	R404a	R404a
Defrosting	Automatic	Automatic	Automatic
Cooling System	Forced Air	Forced Air	Forced Air
Temperature Controller	Digital	Digital	Digital
Temperature Range	10 to 2°C / 50 to 36°F	10 to 2°C / 50 to 36°F	10 to 2°C / 50 to 36°F
Power	1,340 W	2,650 W	1,960 W
Electrical	120V / 60Hz / 1Ph	220V / 60Hz / 1Ph	220V / 60Hz / 1Ph
Amps	11.8 A	12 A	9.6 A
Number of Doors	1 Pull down Curtain	1 Pull down Curtain	1 Pull down Curtain
Number of Shelves	4	4	4
Net Weight	305 lb. / 139 kg.	418 lb. / 190 kg.	533.5 lb. / 242 kg.
Net Dimensions (WDH)	36" x 30.1" x 81.5"	48" x 30.13" x 81.5"	72" x 30.1" x 81.5"
Gross Weight	372 lb. / 168.7 kg.	482 lb. / 218.6 kg.	630 lb. / 285.8 kg.
Gross Dimensions (WDH)	41" x 34" x 89"	52" x 34" x 88"	77" x 34" x 89"



Aurora Refrigeration

AURORA 240L & 1274 L GLASS DOOR REFRIGERATORS



FEATURES

- Outside material made from painted steel
- Crystal clear, self closing door is perfect to see the products inside

240 L AURORA GLASS DOOR REFRIGERATOR

Item	59033
Model	RE-CN-0009E-HC
Capacity	8.5 cu.ft. / 240 L
Refrigerant	R290
Defrosting	Automatic
Cooling System	Ventilated
Temperature Control	Digital
Temperature Range	5 to 0.5°C / 41 to 33°F
Power	1/4 hp
Amps	2.88 A
Electrical	110V / 60Hz / 1Ph
Number of Doors	1 Hinged Door
Number of Shelves	4
Interior Dimensions (WDH)	18.9" x 18.3" x 46"
Net Weight	189.5 lb. / 86 kg.
Net Dimensions (WDH)	21.7" x 21.7" x 63"
Gross Weight	224.8 lb. / 102 kg.
Gross Dimensions (WDH)	23.6" x 24.8" x 69"



59033

1274 L AURORA GLASS DOOR REFRIGERATOR

Item	59032
Model	RE-CN-0045E-HC
Capacity	45 cu.ft. / 1274 L
Refrigerant	R290
Defrosting	Automatic
Cooling System	Ventilated
Temperature Control	Digital
Temperature Range	5 to 0.5°C / 41 to 33°F
Power	1/3 hp
Amps	4.3 A
Electrical	110V / 60Hz / 1Ph
Number of Doors	2 Sliding Doors
Number of Shelves	8
Interior Dimensions (WDH)	50" x 28.3" x 62"
Net Weight	436.5 lb. / 198 kg.
Net Dimensions (WDH)	53.2" x 28.3" x 62"
Gross Weight	480.6 lb. / 218 kg.
Gross Dimensions (WDH)	33.5" x 56" x 84.6"



59032

AURORA DISPLAY REFRIGERATOR WITH SINGLE-DOOR GLASS



FEATURES

- Stainless steel interior and exterior, aluminum back
- Self-closing doors with 90 degree stay-open feature
- Adjustable heavy-duty PE coated shelves



	28" wide with 13.5 cu.ft. / 382 L	29" wide with 22.6 cu.ft. / 640 L
Item	59035	59036
Model	RE-CN-0014E-H	RE-CN-0023E-HC
Capacity	13.5 cu.ft. / 382 L	22.6 cu.ft. / 640 L
Refrigerant	R290	R290
Defrosting	Automatic	Automatic
Cooling System	Ventilated	Ventilated
Temperature Controller	Digital	Digital
Temperature Range	0 to 4°C / 32 to 40°F	0 to 4°C / 32 to 40°F
Power	288 W	384 W
Amps	3A	3.96A
Electrical	110-120V / 60Hz / 1Ph	110-120V / 60Hz / 1Ph
Number of Doors	1 Swing Door	1 Swing Door
Number of Shelves	4	4
Interior Dimensions (DWH)	22.8" x 19.5" x 55.5"	25.2" x 28.3" x 62.5"
Net Weight	264.6 lb. / 120 kg.	319.7 lb. / 145 kg.
Net Dimensions (DWH)	25.6" x 22.8" x 79.3"	28.3" x 31.9" x 79.3"
Gross Weight	297.6 lb. / 135 kg.	352.7 lb. / 160 kg.
Gross Dimensions (DWH)	28.1" x 26.6" x 85"	30.1" x 35.6" x 85.4"



**Weiner! Weiner!
Sausage Dinner!**

Let's make some sausage! Omcan has a huge variety of sausage stuffing machines and accessories. Whether manual or hydraulic, big jobs or small, there isn't a job that one of our stuffers can't do

VIEW OUR PRODUCTS ON PAGE 412

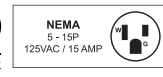


AURORA 29-INCH STAINLESS STEEL SINGLE DOOR REACH IN REFRIGERATOR



FEATURES

- 430 Stainless Steel exterior
- 304 Stainless Steel interior
- Digital Temperature Range system
- Plastic coated shelves
- Bottom mount compressor
- Automatic defrost
- European controller and compressor
- Polyurethane insulation
- Interior lighting
- Self-closing doors
- Casters
- Lock mounted



Item	59024
Model	RE-CN-0021E-HC
Capacity	20.6 cu.ft. / 583 L
Refrigerant	R290
Defrosting	Automatic
Cooling System	Ventilated
Temperature Controller	Digital
Temperature Range	4 to 0°C / 40 to 32°F
Power	348 W
Amps	3.6 A
Electrical	110-120V / 60Hz / 1Ph
Number of Doors	1 Swing Door
Number of Shelves	3
Net Weight	282.2 lb. / 128 kg.
Net Dimensions (WDH)	29" x 32.2" x 82.5"
Interior Dimensions (WDH)	24.4" x 27.1" x 53.5"
Gross Weight	321.9 lb. / 146 kg.
Gross Dimensions (WDH)	30.3" x 34.1" x 84.4"

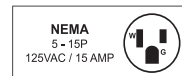


AURORA 54-INCH STAINLESS STEEL 2 DOOR REFRIGERATOR



FEATURES

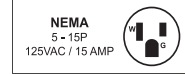
- Designed to provide high performance and efficiency.
- Easily control Temperature Range with the digital Temperature Range control and LCD display



Item	59026
Model	RE-CN-0041E-HC
Capacity	47 cu.ft. / 1330.9 L
Refrigerant	R290
Defrosting	Automatic
Cooling System	Ventilated
Temperature Controller	Digital
Temperature Range	5 to 0.5°C / 41 to 33°F
Power	1/3 hp
Amps	3.8 A
Electrical	110V / 60Hz / 1Ph
Number of Doors	2 Swing Doors
Number of Shelves	6
Interior Dimensions (WDH)	49.5" x 27.1" x 53.5"
Net Weight	469.5 lb. / 213 kg.
Net Dimensions (WDH)	54" x 32.2" x 82.5"
Gross Weight	553.3 lb. / 251 kg.
Gross Dimensions (WDH)	56.5" x 34.6" x 84.4"



AURORA REACH IN SINGLE DOOR FREEZER



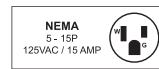
FEATURES

- Designed to provide high performance and efficiency.
- Easily control Temperature Range with the digital Temperature Range control and LCD display
- Casters Included

Item	59023
Model	FR-CN-0737E-HC
Capacity	20.6 cu.ft. / 583 L
Refrigerant	R290
Defrosting	Automatic
Cooling System	Ventilated
Temperature Controller	Digital
Temperature Range	5 to 0.5°C / 41 to 33°F
Power	1/2 hp
Amps	7.1 A
Electrical	115V / 60Hz / 1Ph
Number of Doors	1 Swing Doors
Number of Shelves	3
Interior Dimensions (WDH)	24.4" x 27.1" x 53.5"
Net Weight	282.2 lb. / 128kg.
Net Dimensions (WDH)	29" x 32.2" x 82.5"
Gross Weight	346.2 lb. / 157 kg.
Gross Dimensions (WDH)	30.3" x 34.6" x 84.4"



AURORA 54-INCH STAINLESS STEEL DUAL DOOR REACH IN FREEZER



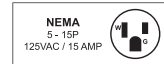
FEATURES

- Stainless Steel exterior body
- Adjustable heavy-duty PE coated shelves
- Interior lighting
- Self-closing doors
- Heavy-duty casters with brakes

Item	59025
Model	FR-CN-1372E-HC
Capacity	41.3 cu.ft. / 1169L
Refrigerant	R290
Defrosting	Automatic
Cooling System	Ventilated
Temperature Controller	Digital
Temperature Range	-18 to -22°C / 0 to -8°F
Power	780 W
Amps	8.5A
Electrical	110-120V / 60Hz / 1Ph
Number of Doors	2 Swing Doors
Number of Shelves	6
Interior Dimensions(WDH)	49.4" x 27.1" x 53.5"
Net Weight	448 lb. / 203 kg.
Net Dimensions (WDH)	54" x 32.2" x 82.5"
Gross Weight	531.3 lb. / 241 kg.
Gross Dimensions (WDH)	56.5" x 34.6" x 85"



AURORA REFRIGERATED PREP TABLES



FEATURES

- Stainless Steel exterior & interior
- Removable door gasket
- Adjustable heavy-duty PVC coated shelves
- Self-closing doors
- Heavy-duty casters with brakes
- Cutting Board Thickness: 10 mm




59045 / 59049



59042

	27" wide with 7.1 cu.ft. capacity	28" wide with 7.1 cu.ft. capacity	45" wide with 7.8 cu.ft. capacity
Item	59045	59049	59042
Model	PT-CN-0686E-HC	PT-CN-0711E-HC	PT-CN-1270E-HC
Capacity	7.1 cu.ft. / 201 L		7.8 cu.ft. / 220 L
Temperature Range	4 to 0°C / 40 to 32°F		4 to 0°C / 40 to 32°F
Power	372 W		336 W
Amps	3.6 A		3.36 A
Electrical	110-120V / 60Hz / 1Ph		110-120V / 60Hz / 1Ph
Refrigerant	R290		R290
Defrosting	Automatic		Automatic
Cooling System	Ventilated		Ventilated
Temperature Control	Digital		Digital
Number of Doors	1 Swing Door		1 Swing Door
Number of Inserts	6pcs x 1/6 pans OR 2pcs 1/9 pans	9pcs x 1/6 pans OR 3pcs x 1/9 pans	12pcs x 1/6 pans OR 6pcs x 1/3 pans
Included Inserts	6pcs x 1/6 polycarbonate pans	9pcs x 1/6 polycarbonate pans	12pcs x 1/6 pans polycarbonate pans
Cutting Board Dimensions	27.4" x 10.3" x 0.4"	27.4" x 8" x 0.4"	44.5" x 31.5" x 39.4"
Interior Dimensions (WDH)	24.2" x 19.8" x 23.5"	24.2" x 19.8" x 23.5"	22.3" x 23.2" x 22.9"
Net Weight	176 lb. / 80 kg.	198 lb. / 90 kg.	187 lb. / 85 kg.
Net Dimensions (WDH)	27.5" x 29.5" x 41.5"	27.5" x 34" x 45.1"	44.5" x 31.5" x 39.4"
Gross Weight	231.5 lb. / 105 kg.	251.3 lb. / 114 kg.	264.6 lb.
Gross Dimensions (WDH)	32.7" x 34.6" x 45.7"	32.7" x 39.2" x 49"	49.8" x 36.6" x 45.9"

**AURORA REFRIGERATED
PREP TABLES**



FEATURES

- Stainless Steel exterior & interior
- Removable door gasket
- Adjustable heavy-duty PVC coated shelves
- Self-closing doors
- Heavy-duty casters with brakes
- Cutting Board Thickness: 10 mm

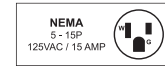


	47" Wide with 12.6 cu.ft. capacity	61" wide with 16.6 cu.ft. capacity	67" wide with 15.6 cu.ft. capacity
Item	59046	59051	59043
Model	PT-CN-1194E-HC	PT-CN-1537E-HC	PT-CN-1829E-HC
Capacity	12.6 cu.ft. / 357 L	16.6 cu.ft. / 469 L	15.6 cu.ft. / 442 L
Refrigerant	R290	R290	R290
Defrosting	Automatic	Automatic	Automatic
Cooling System	Ventilated	Ventilated	Ventilated
Temperature Controller	Digital	Digital	Digital
Temperature Range	4 to 0°C / 40 to 32°F	4 to 0°C / 40 to 32°F	4 to 0°C / 40 to 32°F
Power	408 W	504 W	552 W
Amps	4.08 A	5.04 A	5.52 A
Electrical	110-120V / 60Hz / 1Ph	110-120V / 60Hz / 1Ph	110-120V / 60Hz / 1Ph
Number of Doors	2 Swing Doors	2 Swing Doors	2 Swing Doors
Number of Inserts	12pcs x 1/6 pans OR 6pcs x 1/3 pans	24pcs x 1/6 pans	18pcs x 1/6 pans OR 9pcs x 1/3 pans
Included Inserts	12pcs x 1/6 polycarbonate pans	24pcs x 1/6 polycarbonate pans	18pcs x 1/6 polycarbonate pans
Cutting Board Dimensions	46.7" x 10.3" x 0.4"	27.4" x 8" x 0.4"	67.3" x 19.5" x 0.6"
Interior Dimensions (WDH)	43" x 19.8" x 23.5"	43" x 19.8" x 23.5"	45" x 27.2" x 22.9"
Net Weight	254 lb. / 115 kg.	341 lb. / 155 kg.	244.7 lb. / 111 kg.
Net Dimensions (WDH)	46.8" x 29.5" x 41.5"	60.2" x 34" x 54.1"	67.3" x 31.5" x 39.4"
Gross Weight	348.3 lb. / 158 kg.	427.7 lb. / 194 kg.	354.9 lb. / 161 kg.
Gross Dimensions (WDH)	52" x 34.6" x 45.7"	65.4" x 39.2" x 49"	76" x 36.6" x 45.9"

AURORA - UNDERCOUNTERS

10 REFRIGERATION

AURORA STAINLESS STEEL UNDERCOUNTER REFRIGERATOR



FEATURES

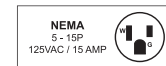
- Keeps food at safe Temperature Ranges between -33°F and 41°F (0.5 to 5°C)
- Has self-closing doors with 90 degree stay-open feature, adjustable heavy-duty PVC coated shelves, and a digital control system
- Casters Included

Item	59056
Model	RE-CN-0011E-HC
Capacity	12 cu.ft. / 340 L
Refrigerant	R290
Defrosting	Automatic
Cooling System	Ventilated
Temperature Controller	Digital
Temperature Range	5 to 0.5°C / 41 to 33°F
Power	1/4 hp
Amps	2.7 A
Electrical	115V / 60Hz / 1Ph
Number of Doors	2 Swing Doors
Number of Shelves	2
Interior Dimensions (DWH)	22.3" x 19.9" x 23.5"
Net Weight	154.3 lb. / 70 kg.
Net Dimensions (DWH)	47.3" x 29.5" x 35.2"
Gross Weight	174 lb. / 79 kg.
Gross Dimensions (DWH)	29.7" x 32.3" x 41.7"



59056

AURORA STAINLESS STEEL UNDERCOUNTER FREEZER



FEATURES

- Stainless steel interior and exterior, aluminum back
- The refrigeration system keeps food at safe temperatures between 33°F to 40°F (0.5°C to 4.4°C).
- Self-closing doors with 90-degree stay-open feature
- Adjustable heavy-duty PE-coated shelves
- 10 mm cutting board thickness
- Uses Hydro-Carbon R290 refrigerant which is environmentally friendly and more efficient

Item	59055
Model	FR-CN-1219E-HC
Capacity	11.3 cu.ft. / 320 L
Refrigerant	R290
Defrosting	Automatic
Cooling System	Ventilated
Temperature Controller	Digital
Temperature Range	-18 to -22°C / -0 to -8°F
Power	352W / 0.47HP
Amps	3.72 A
Electrical	110V / 60Hz / 1Ph
Number of Doors	2 Swing Doors
Number of Shelves	2
Interior Dimensions (DWH)	42.6" x 19.8" x 23.5"
Net Weight	214 lb. / 97 kg.
Net Dimensions (DWH)	47.2" x 29.5" x 35.2"
Gross Weight	275.6 lb. / 125 kg.
Gross Dimensions (DWH)	50" x 32.3" x 38"



59055

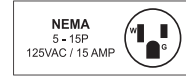
3-GLASS DOOR BACK BAR COOLER



FEATURES

- Perfect for any restaurant and/or bar
- Stainless steel interior and exterior, aluminum back
- Adjustable heavy-duty PVC coated shelves
- Self-closing doors with 90 degree stay-open feature
- 10 mm cutting board thickness

- Refrigeration system keeps food at safe temperature ranges between 33°F and 40°F (0.5 to 4.4°C).
- Uses Hydro-Carbon R290 refrigerant which is environmentally friendly and more efficient



Item	59062
Model	BB-CN-0020E-GH
Capacity	19.6 cu.ft. / 555 L
Refrigerant	R290
Defrosting	Automatic
Cooling System	Ventilated
Temperature Controller	Digital
Temperature Range	5 to 0.5°C / 41 to 33°F
Power	1/4 hp
Amps	3.96 A
Electrical	115V / 60Hz / 1Ph
Number of Doors	3 Swing Glass Doors
Number of Shelves	6
Interior Dimensions (WDH)	60.2" x 18.5" x 30.5
Net Weight	330.7 lb. / 150 kg.
Net Dimensions (WDH)	72.8" x 24.4" x 35.16"
Gross Weight	374.8 lb. / 170 kg.
Gross Dimensions (WDH)	75.2" x 27.6" x 41.7"



59062

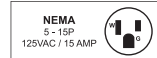
AURORA BACK BAR COOLERS



FEATURES

- Stainless steel interior and exterior, aluminum back
- Self-closing doors with 90 degree stay-open feature
- Adjustable heavy-duty PVC coated shelves

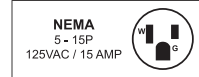
- Uses Hydro-Carbon R290 refrigerant which is environmentally friendly and more efficient



	49" Wide with 11.2 cu.ft. capacity
Item	59057
Model	BB-CN-0012E-SH
Capacity	11.2 cu.ft. / 318 L
Refrigerant	R290
Defrosting	Automatic
Cooling System	Ventilated
Temperature Controller	Digital
Temperature Range	4 to 0°C / 40 to 32°F
Power	346 W
Amps	3.7A
Electrical	110-120V / 60Hz / 1Ph
Number of Doors	2 Swing Doors
Number of Shelves	4
Interior Dimensions (WDH)	36.2" x 18.5" x 30.5"
Net Weight	231.5 lb. / 105 kg.
Net Dimensions (WDH)	48.8" x 24.4" x 35.6"
Gross Weight	282.2 lb. / 128 kg.
Gross Dimensions (WDH)	51.2" x 27.6" x 41.7"



VINOZERO WINE COOLERS WITH GLASS DOOR



FEATURES

- The cabinet will function within an Ambient Temperature
- Digital LED Display
- The cabinet maintain the appropriate Temperature Range and humidity for storing fine wines
- Strong and durable beech wood shelvings
- Energy saving lights. Switch for on or off



45259



45258



45261

Beech wood shelvings

45260

	Dual Zone / 40-Bottle Capacity	Single Zone / 51-Bottle Capacity	Single Zone / 192-Bottle Capacity	Dual Zone / 181-Bottle Capacity
Item	45260	45261	45259	45258
Model	WC-CN-0040-D	WC-CN-0051-S	WC-CN-0192-S	WC-CN-0181-D
Bottle Capacity	40	51	192	181
Refrigerant	R600a	R600a	R600a	R600a
Defrosting	Manual	Manual	Manual	Manual
Temperature Controller	Digital	Digital	Digital	Digital
Temperature Range	20 to 5°C / 68 to 41°F	20 to 5°C / 68 to 41°F	20 to 5°C / 68 to 41°F	20 to 5°C / 68 to 41°F
Power	103 W	103 W	160 W	160 W
Amps	0.9A	0.9A	1.4A	1.4A
Electrical	115V / 60 Hz / 1Ph	115V / 60 Hz / 1Ph	115V / 60 Hz / 1Ph	115V / 60 Hz / 1Ph
Number of Doors	1 Swing Door	1 Swing Door	1 Swing Door	1 Swing Door
Number of Shelves	5	6	15	16
Net Weight	97 lb. / 44kg.	97 lb. / 44kg.	227 lb. / 103kg.	227 lb. / 103kg.
Net Dimensions (WDH)	22.8" x 23.4" x 32.3"	22.8" x 23.4" x 32.3"	27.4" x 23.4" x 73.4"	27.4" x 23.4" x 73.4"
Gross Weight	112 lb. / 51kg.	112 lb. / 51kg.	251 lb. / 114kg.	251 lb. / 114kg.
Gross Dimensions (WDH)	25.8" x 25.4" x 36.2"	25.8" x 25.4" x 36.2"	"29.1" x 25.6" x89.4"	"29.1" x 25.6" x89.4"

REPLACEMENT BEECH WOOD SHELF

Item	46847	46848	46846	46845
Description	Upper shelving for Item 45260 and 45261	Bottom shelving for Item 45260 and 45261	Upper shelving for Item 45259 and 45258	Bottom shelving for Item 45259 and 45258



48525 / 48526



48260 / 48261



48258 / 48259



47149

	Dual Zone / 40-Bottle Capacity	Single Zone / 51-Bottle Capacity	Dual Zone / 126-Bottle Capacity	Dual Zone / 180-Bottle Capacity	Single Zone / 192-Bottle Capacity	Dual Zone / 290-Bottle Capacity
Item	48260	48261	48525	48258	48259	47149
Model	WC-CN-0040-DB	WC-CN-0051-S	WC-CN-0126-DB	WC-CN-0181-DB	WC-CN-0192-SB	WC-CN-0275-D
Capacity	3.5cu.ft. / 100.5 L	4.6 cu.ft. / 130 L	11.3 cu.ft. / 320 L	16.1 cu.ft. / 455 L	17 cu.ft. / 485 L	24 cu.ft. / 680 L
Bottle Capacity	40 Bottles	51 Bottles	126	180 Bottles	192 Bottles	290 Bottles
Refrigerant	R600a	R600a	R600a	R600a	R600a	R600a
Defrosting	Manual	Manual	Automatic	Manual	Manual	Manual
Cooling System	Compressor with Fan cooling	Compressor with Fan cooling	Compressor with Fan cooling	Compressor with Fan cooling	Compressor with Fan cooling	Compressor with Fan cooling
Temperature Controller	Digital	Digital	Digital	Digital	Digital	Digital
Temperature Range	20 to 5°C / 68 to 41°F	20 to 5°C / 68 to 41°F	20 to 5°C / 68 to 41°F	20 to 5°C / 68 to 41°F	20 to 5°C / 68 to 41°F	20 to 5°C / 68 to 41°F
Power	103 W	103 W	160 W	160 W	160 W	240 W
Amps	0.9 A	0.9 A	1.4 A	1.4 A	1.4 A	2 A
Electrical	115V / 60Hz / 1Ph	115V / 60Hz / 1Ph	115V / 60Hz / 1Ph	115V / 60Hz / 1Ph	115V / 60 Hz / 1Ph	115V / 60Hz / 1Ph
Number of Doors	1 Swing Black Door	1 Swing Black Door	1 Swing Black Door	1 Swing Full Glass	1 Swing Full Glass	1 Swing Full Glass
Number of Shelves	5	5	13	15	16	10
Net Weight	98 lb. / 44.5 kg.	100 lb. / 45.4 kg.	174.2 lbs. / 79 kg.	224.7 lb. / 101.9 kg.	228 lb. / 103.4 kg.	317.5 lb. / 144 kg.
Net Dimensions	22.8" x 23.4" x 32.3"	22.6" x 23.4" x 32.3"	24.5" x 23.4" x 62.7"	26.6" x 23.4 x 73"	26.6" x 23.4 x 73"	28.3" x 31.5" x 80.3"
Gross Weight	110 lb. / 50 kg.	107 lb. / 48.5 kg.	185.2 lbs. / 84 kgs.	237 lb. / 107.5 kg.	240 lb. / 109 kg.	410.1 lb. / 186 kg.
Gross Dimensions	25.5" x 25.5" x 36"	26" x 26" x 36"	27" x 25.8" x 65.2"	30" x 26" x 76"	30" x 26" x 76"	34.6" x 37.8" x 89.6"

DISCLAIMER

Although the information in our catalog is presented in good faith and believed to be correct at the time of printing, Omcan makes no representations or warranties as to the completeness or accuracy of the information. Omcan has no liability for any errors or omissions in the information contained in our catalog. Some variations between pictures in our catalog and product may occur.

Omcan and the manufacturers represented herein, reserve the right to change, delete, or otherwise modify the information which is represented without any prior notice. Persons receiving this information will make their own determination as to its suitability for their own purposes prior to use. In no event will Omcan be responsible for damages of any nature whatsoever resulting from the use of or reliance upon information from this catalog or the products to which the information refers.

All weights and measures shown are best approximations.

Possession of our price list or literatures does not constitute an offer to sell.

PRODUCT LIABILITY

Omcan Manufacturing and Distributing Company Inc. and Omcan Inc. dba Omcan are not responsible for any harm or injury caused due to any person's improper or negligent use of this equipment. The product shall only be operated by someone over the age of 18, of sound mind, and not under the influence of any drugs or alcohol, who has been trained in the correct operation of this machine, and is wearing authorized, proper safety clothing.

Any modification to the machine voids any warranty, and may cause harm to individuals using the machine or in the vicinity of the machine while in operation.

PRICES AND PRODUCT SPECIFICATIONS

Prices shown are list prices and are subject to trade discount and to change without notice. Prices may also be changed without notice due to unforeseen cost increases of imported products, raw materials, or currency fluctuations.

We carefully check pricing and product specifications, but occasionally errors can occur, therefore we reserve the right to change both without notice. We are not responsible for customer pricing errors to their end user. Some products listed may be non-stock items.

ORDER PLACEMENT

All orders must meet or exceed a \$100.00 net minimum. A \$25.00 handling charge will automatically be added to any order if it does not meet the requirements set out above.

When placing verbal orders over the telephone, Omcan is not responsible for verbal misunderstandings or mistakes. Please contact us immediately if you would like to cancel or modify

an order. If an order is already processing in our warehouse and being packed to ship, we cannot guarantee that the order can be canceled or modified. In order to maintain accuracy and efficiency in our order process, we are unable to alter any orders after they have been placed. If you would like to add to or modify your order in any way, please contact Customer Service to cancel the order so you can reorder exactly what you need.

Our warehouse works in the evening to package orders, ensuring shipments early the next day. If an order is packaged to ship in the evening the order is not able to be canceled. If we cannot cancel an order because it has already shipped from our warehouse, please see our returns procedures.

FREIGHT

Our freight program depends on the carrier and customs, the ETA given on transit days are an estimate. If there are unforeseen delays, then Omcan is not responsible for lost sale or any other monetary compensation relating to the estimated delivery time.

All items shipped are subject to Declared Value. To decline the Declared Value on your shipment, it must clearly be indicated on your purchase order. By declining the Declared Value, the buyer must supply their carrier's account number as the order will be shipped 3rd party. The buyer assumes all responsibility for the shipment once it has left our warehouse. Shortage or damage in shipment does not excuse the buyer from timely and full payment of the invoice.

Unless we are advised otherwise, back orders will be shipped when the product arrives. If early shipment is requested, then freight charges become the customer's responsibility. On prepaid shipments, Omcan retains the right to choose the carrier. Split shipments or back orders are not allowed on prepaid orders. Should the customer request a split or partial shipment, freight charges then become the customer's responsibility. Any accessorial freight charges are not included in prepaid shipping.

Our freight program depends on the carrier and customs, the ETA given on transit days are an estimate. If there are unforeseen delays, then Omcan is not responsible for lost sale or any other monetary compensation relating to the estimated delivery time.

Certain Items are required to be shipped on a pallet due to weight, size, product type, and packaging constraints. Items of this nature are indicated in the Price List with a Delivery Truck Icon.

Due to liability, dock-to-dock shipments do not include unloading or moving your item(s) from the back of our trucks. You are responsible for moving the item(s) from the back of our truck into your warehouse or building. If you have special delivery requirements, please contact us before finalizing your order. Any unexpected extra or surcharges (such as limited access, inside delivery, residential address, lift gate, etc.) identified by the freight company at time of delivery, will be added to the customer's Omcan invoice.

FREIGHT CLAIMS

Upon receipt of an Omcan shipment, please inspect for external damage. If no damage is evident on the external packaging, open carton to ensure all ordered items are within the box, and that there is no concealed damage to the item(s).

If the package has suffered rough handling, bumps or damage (visible or concealed), please note it on the bill of lading before accepting the delivery and contact Omcan within 24 hours, so we may initiate a claim with the carrier. A detailed report on the extent of the damage caused to the item(s) must be filled out within three days from the delivery date shown in the shipping documents.

Omcan has no recourse for damaged products that were shipped collect or third party. In the event of a shortage, or if damage is detected on a collect or third party shipment, notify the delivering carrier at once to request an inspection and file a claim promptly. Any delay may cause you a loss. Shortage or damage in shipment does not excuse the buyer from a timely full payment of the invoice. We cannot reimburse claims for shortages or delays caused by the carrier responsible. By signing your name on the delivery receipt without noting any damages, you are stating that you have received your shipment in acceptable condition.

RETURNS

Returns will not be accepted unless approved in writing. Minimum return amount of \$100.00 list. Returned goods must be received back to Omcan within 30 days of purchase. To obtain a return authorization, please call 1-800-465-0234. All authorized returns must be shipped freight prepaid. A restocking charge of 35% will apply to unused products in their original packaging. Return of used products is subject to inspection and a restocking charge of 50% or more may apply. Special order, clearance, parts, demo items, vacuum pack bags, or nonstandard items are not returnable.

In order to improve our efficiency, Omcan will call or email our customer advising the cost of the repair or requesting instructions on how to return the machine. After three attempts to contact our customer, the following terms will apply:

Time frame

Days after contacting customer with quote for repair	Storage Fee
0-7 days	No charge
7-60 days	\$25
60 days	Dispose of machine / Omcan property

Omcan contacts customer with phone call and follow up with email, after repair or with quote.

PACKAGING

Omcan reserves the right to package items in what it deems to be the most suitable, safe and economic manner. Packaging dimensions may not accurately represent final shipping dimensions.

TAXES

Taxes are charged as required by local or federal law.

PAYMENT TERMS

Full payment is due net 30-days for credit approved accounts. Accepted payment methods include cash, check, and wire transfer. Payment by Visa, MasterCard and American Express are accepted for prepayments or for net 10-day terms.

Omcan will charge a 2.85% convenience fee on all credit card payments. As always customers will have the option to pay via Electronic Funds Transfer (EFT) or e-mail transfer; in Canada INTERAC E-TRANSFER and in the USA with ZELLE E-TRANSFER. Both methods will avoid convenience charges. Accounts without terms are subject to payment in advance, until credit approval has been granted and accepted. All products, are F.O.B. one of Omcan's North American regional distribution centers. International orders are accepted against checks in advance and wire transfers only.

WARRANTY

Omcan provides warranty against all defects of material and manufacturing, as well as for defective assembling, for all the products that we sell. The warranty periods vary based on our product categories.

Product Category	Warranty Period
Electrical and Gas equipment	1 year parts and labor (Standard)
Meat Slicers	1 Year Parts and Labor (Standard) 2 Year Parts and 1 Year Labor (Identified in catalog and website)
Refrigeration	1 Year Parts and Labor (Standard)* 1 Year Parts and Labor and 3 Years Parts only on the Compressor* 2 Years Parts and Labor and 5 Years Parts only on the Compressor* 3 Years Parts and Labor and 5 Years Parts only on the Compressor*
All Demo or Used Electrical Equipment	30 days
Non-Electrical Equipment	6 months
Utensils, Supplies and Smallwares	30 days
Knives	Limited Warranty
Wire Shelving	Omcan Manufacturing & Distributing Company Inc. and Omcan Inc. provides warranty against all defects of material and manufacturing, as well as for defective assembling, for its wire shelving (Chrome and Green Epoxy). Omcan will replace any defective unit for a period of up to 6 months from original date of installation, provided they have been properly installed and maintained. Omcan is liable to replace said defective piece, but under no circumstance will we pay any labour claims or subsequent damage. Green Epoxy finish shelves are further warrantied against rust formation over more than 5 percent of the shelving surface area for five years from the original date of installation. Chrome finish shelves are further warrantied against rust formation over more than 5 percent of the shelving surface area for one year from the original date installation in a dry application. Chrome is not warrantied in any wet application including cooler or freezer installations.
Extended Warranty	Investing in our warranty program means you'll receive peace of mind knowing your product is covered after the standard manufacturer's warranty expires. We'll make repairs on your covered product, including those made due to mechanical or electrical failure, at no cost to you. Your item will be serviced by an authorized Omcan technician. For more information For more information, call 1-800-465-0234 for a FREE QUOTE

Omcan will provide our customers or end users with onsite warranty coverage on all equipment in excess of 115 pounds / 52 kilograms. For lighter products, Omcan will provide carry in bench warranty. Bench warranty means that the product must be dropped off or delivered to us, or to one of our authorized service centers (at Omcan's discretion), freight prepaid, for warranty evaluation. We will not accept COD or collect shipments.

CONDITIONS OF OMCAN WARRANTY:

1. A copy of the Bill of Sale and/or serial number is required for all warranty claims.
2. The on-site warranty applies to regular week day hours. Costs associated with holidays, weekends, evening or rush service calls will be the responsibility of either the end user or Omcan dealer.
3. Remote geographic locations may limit guarantee to a parts only warranty. Labor, travel and mileage covered under warranty include straight time labor charges and travel charges within 100 miles / 160 km, roundtrip. Overtime, premium labor charges and travel charges in excess of this round trip distance will not be covered by OMCAN and will be the responsibility of the person or firm requesting the service.
4. There is no on-site warranty for residential addresses (unless specified differently).
5. Warranty is valid only in country of purchase.
6. Omcan reserves the right to either repair or replace a product at our discretion.
7. This warranty does not apply to abuse, willful or accidental damage, or to products used for other than their intended purpose.
8. Any tampering or modifications to any products automatically cancels the warranty guarantee. Items not covered by our guarantee include components which are subject to natural wear and tear. Products subject to abuse, misapplied, misused, subjected to harsh chemical action, or external causes such as electric power fluctuations or poor water quality, field modified (without the approval of Omcan), improperly installed or maintained, damaged by flood, fire or other acts of God, or which have altered or missing serial numbers automatically void warranty.
9. This warranty is not transferable and is limited to original installation of equipment sold by Omcan for the original user.
10. This warranty does not apply to any equipment that has not been installed in accordance with the directions published in the appropriate installation and operation manuals.
11. If the equipment have been changed, altered, modified or repaired with parts not authorized by Omcan or by a non-qualified Service Technician, then Omcan shall not be responsible for warranty claim.
12. Adjustments such as calibrations, leveling, tightening of fasteners or utility connections normally associated with original installation are the responsibility of installer and not that of Omcan. Regular maintenance, such as cleaning, greasing, de-scaling, tightening, sharpening, or anode parts shall be the responsibility of the customer.
13. If required by Omcan, customer shall return to Omcan for examination of any failed product or part to confirm that the part has failed as a result of material or workmanship.
14. All parts orders are shipped via ground courier only. Extra rush shipment charges will be the responsibility of the end user or dealer.
15. Dealers and end users should not replace or authorize repair of Omcan equipment without an approved return authorization number. Cost incurred in such repairs will be at the dealers or end user's expense.
16. For an end user onsite service call, Omcan will require a credit card pre authorization, until the technician determines it is a warranty repair.

This warranty and the liabilities set forth herein are exclusive and in lieu of all of their liabilities and warranties, express or implied, including but not limited to, implied warranties of merchantability and fitness for particular warrantee purpose and constitutes the only warranty of Omcan. Omcan's liability on any claim, including but not limited to negligence, shall not exceed the price of the equipment that gives rise to the claim.

The foregoing warranty is the entire warranty of Omcan. Omcan neither assumes nor authorizes any other person, purporting to act on its behalf, to modify or to change this warranty, or any other warranty or liability concerning Omcan equipment.

This warranty provides the exclusive remedy against Omcan relating to all Omcan products, whether in contract or in tort or under any other legal theory, and whether arising out of warranties, representations, instructions, installations or defects from any cause.

OMCAN shall not be liable, under any legal theory, for loss of use, revenue or profit, or for substitute use or performance, or for incidental, indirect, or special or consequential damages or for any other loss of cost of similar type. The liability of Omcan is limited to the repair or replacement of any part found to be defective.

Conditions of Omcan Warranty:

WHAT IS PROPOSITION 65? (ATTENTION: CALIFORNIA RESIDENTS)

Proposition 65 requires businesses to provide warnings to Californians about significant exposures to chemicals that cause cancer, birth defects or other reproductive harm. These chemicals can be in the products that Californians purchase, in their homes or workplaces, or that are released into the environment. By requiring that this information be provided, Proposition 65 enables Californians to make informed decisions about their exposures to these chemicals.

Proposition 65 also prohibits California businesses from knowingly discharging significant amounts of listed chemicals into sources of drinking water.

Proposition 65 requires California to publish a list of chemicals known to cause cancer, birth defects or other reproductive

harm. This list, which must be updated at least once a year, has grown to include approximately 900 chemicals since it was first published in 1987.

Proposition 65 became law in November 1986, when California voters approved it by a 63-37 percent margin. The official name of Proposition 65 is the Safe Drinking Water and Toxic Enforcement Act of 1986.

Omcan has chosen to provide a warning based on its knowledge about the presence of one or more listed chemicals without attempting to evaluate the level of exposure. Products on the Omcan website may be below the Proposition 65 exposure levels of concern or could even be zero. However, due to the size and range of our products and out of an abundance of caution, Omcan has elected to place the Proposition 65 warning notification on all its products.

MINIMUM ADVERTISED PRICE (MAP) POLICY

USA Policy Effective Date: July 31, 2020

Canada Policy Effective Date: September 21, 2020

SUMMARY

Omcan has established a Minimum Advertised Price (MAP) Policy that applies to all authorized distributors and dealers (Resellers selling products in or into the United States and or Canada). The purpose of the Policy is to assure that end user purchasers have continuing access through our authorized Resellers to accurate and expert information, specifications, and support needed to identify, evaluate and purchase the products which are optimum for their requirements. The MAP Policy applies to prices that may be advertised by Resellers and does not restrict the sales price of products. The MAP Policy includes specific guidelines for administration of the program and penalties for violations.

PURPOSE OF MAP POLICY

The Omcan MAP Policy provides an enhanced equipment purchasing experience by supporting Resellers who invest in knowledge of products and their functional performance capabilities, customer service and supports, and cooperate with Omcan in maintaining the premium brand image and long-term competitiveness of the Omcan brand. Due to the nature and uses of our products, it is necessary for authorized Resellers and their sales associates to commit significant time and resources to learning, supporting, specifying, and selling our products. In addition, we recognize there are significant investments required in properly supporting, marketing and advertising our products, and educating the equipment purchaser about each product's

unique application, benefits and value proposition. We sell our products to authorized Resellers at a cost/price structure intended to provide the Reseller with margins adequate to fund these activities. Therefore, it is the purpose of this MAP Policy to support our mutually beneficial cost/price structure for all authorized Resellers.

MAP DEFINITION AND APPLICATION

This Policy applies to select brands and products within the Omcan portfolio. Omcan publishes and maintains for its Reseller partners a comprehensive list of the products and MAP for each.

Resellers may advertise prices equal to or greater than the MAP for covered products sold as "new." Omcan defines "new" products as, 1) those sold by Omcan or one of its authorized Resellers without prior in-service use by any end user purchaser, or 2) any product sold by a Reseller when covered by the manufacturer's original warranty.

The MAP Policy does not apply to specific pieces of equipment when all the following conditions are met:

1. The advertisement uses one of the following terms to clearly indicate the condition of the unit: "used", "damaged" or "floor model".
2. The advertisement included the following terms used in all capital letters "NO FACTORY WARRANTY".
3. The advertisement included the serial number of the unit that is being offered.

4. The Reseller has previously notified Omcan that the factory warranty should be removed from this unit. (This can be done with an email to the MAP Administrator for Omcan.)

This MAP Policy prescribes the lowest price that an authorized Reseller may advertise in any form of advertising, including, but not limited to internet (including "add to cart" and "checkout" pages), print, direct mailing, radio, group or "broadcast" email, group or "broadcast" FAX and all other forms of pricing advertisement.

Omcan defines advertising as promulgation, publication or other promotion of product and pricing information outside the Reseller's physical business location and intended for more than a single individual.

Any direct request for pricing made by an individual prospective purchaser to a Reseller in person or through other deliberate action is considered by Omcan to be a request for a price quotation from the prospective purchaser to the Reseller, thus MAP does not apply.

By definition, resellers may not make any statements, displays or communications that indicate, state, imply, or suggest that a lower price may be found at the online check out, including but not limited to: "click here for lower price," "see lower price in cart," "add to cart for lower price," "check cart for lower price," "chat for price," "mouse over for price," "text for price," "log-in for price," "e-mail for a better price," "call for lower price," or similar language.

Such website features as automated "bounce-back" pricing emails, pre-formatted e-mail responses, forms, automatic price display, and other similar features are considered communications initiated by the Reseller (instead of the customer) and constitute "advertising" under this MAP Policy.

This MAP Policy also applies to any activity which Omcan determines is designed or intended to circumvent the intent of this MAP Policy.

The advertising or offer of new Oman products in any auction is prohibited and is a violation of our MAP Policy, except for auctions which include a published minimum purchase price or "reserve price" which complies with the Omcan MAP Policy.

If one or more products from Omcan are "bundled" or combined in an advertisement, the aggregate price for all Omcan products offered for sale in the bundle may not be lower than the cumulative MAP for each of the products when sold separately.

Under the MAP Policy, Omcan prohibits the use of split-screen, side-by-side advertising, or pop-ups to advertise a similar product of any other brand. Omcan prohibits any Reseller from directing (automatically, inadvertently or otherwise) an Omcan customer who is in search of an Omcan product or item to any other brand.

The MAP Policy is not applicable to in-store advertising that is displayed only in a physical store location. In-store displays, point-of-sale signs, hangtags, barcodes, QR codes or similar marks on products or product packaging which present the price are not considered "advertising" for purposes of this MAP Policy.

This Policy does not affect or restrict the price at which an authorized Reseller sells our products. Our authorized Resellers are free to sell Omcan products at whatever price they may choose.

MAP DISCLOSURE OR UNDERCUTTING PROHIBITED

The working "minimum advertised price," "MAP Price," and/or "MAP" or similar references to the MAP Policy shall not appear in any advertisement, quotation, or communication which includes Omcan products. Such reference is a violation of the Omcan MAP Policy.

Advertising that indicates that the MAP Price is not the applicable price for the product or that a lower price is available also are violations of the MAP Policy. Therefore, advertisements shall not display any prices that have a strike through or refer to the MAP price as "list price," "factory price," "manufacturer's price" or similar statements.

Advertisers shall not use "cookies" or other means to recognize a repeat visitor which trigger display of prices that are lower than MAP without a full log in process where an active session was discontinued.

PROMOTIONAL PRICING AND DISCONTINUED PRODUCTS

From time to time, Omcan may conduct promotions for products covered by the MAP Policy. In such events, Omcan reserves the right to modify or suspend the MAP with respect to the promotional products by notifying authorized Resellers of such promotions.

Omcan further reserves the right to adjust the MAP with respect to all or certain products in its sole discretion upon written notice to authorized Resellers. Upon Omcan's prior written notification, authorized Resellers may advertise such products consistent with the written notification. Omcan may also suspend or eliminate MAP pricing on discontinued products in its discretion, upon notice to its authorized Resellers.



MAP ENFORCEMENT

Omcan will monitor compliance with this Policy. The enforcement process is based on violations across all Omcan brands and products covered by this MAP Policy. Our enforcement process allows immediate correction of errors, with subsequent penalties for delays or repeated violations within 60 days of such violation. The consequences are targeted at the violator and are not intended to penalize the equipment purchaser.

In the event a violation is determined, the following actions may be taken:

1. First Violation: The Reseller will be contacted in writing and allowed 24 hours to comply with the Policy. If correction is made, the violation is recorded, but no penalties will apply. If the violation is not corrected within 24 hours, then the Reseller will be notified in writing and a second violation will be recorded.
2. Second Violation: The Reseller will be contacted in writing and allowed 24 hours to comply with the Policy. If correction is made, the violation is recorded, but no penalties will apply. If the violation is not corrected within 24 hours, then the Reseller will be notified in writing and a third violation will be recorded.
3. Third Violation: The Reseller will be notified by email and all shipments of all products from all Omcan warehouses will be suspended until all violations are resolved. Additionally, all rebates may be held for the same calendar quarter in which the violation occurred until all violations are resolved.
4. Fourth Violation: The Reseller will be notified by email and all shipments of all products from all Omcan warehouses will be suspended until such violations are resolved. Additionally, any rebates the Reseller may have earned for any and all calendar quarters in which any MAP violation occurred will be forfeited and subsequent violations will result in additional rebates forfeited and termination of the Reseller.

DEALER ACCOUNTABILITY

In the case of a MAP violation by a Reseller who does not have an authorized relationship with Omcan and instead purchases Omcan products from an authorized distributor or any other Reseller (i.e., dealer-to-dealer sale), Omcan will pursue enforcement actions against the authorized distributor or Reseller as provided above in this Policy.

OTHER PROVISIONS

This program is managed by the MAP Policy Administrator for Omcan. Omcan reserves the right to change, add or delete covered products, and change or cancel the MAP Policy at any time upon written notice to authorized Resellers and distributors.

Only the MAP Policy Administrator may provide advice to Resellers concerning compliance with the MAP Policy or authorize exceptions to the MAP Policy. No other individual, including any employee or representative of Omcan, may provide such advice or authorizations regarding this Policy to any Reseller. It is the Reseller's sole responsibility to remain aware of any changes to the Omcan MAP Policy. The MAP Policy and our MAP price list are available to authorized Resellers directly from Omcan by contacting MAPadmin@omcan.com.

MAP Policy Administrator

MAPadmin@omcan.com
Omcan Inc.



ITEM # PAGE

Numbers

10002	119	10098	272	10219	308	10323	357	10387	357	10530	106
10009	388	10102	388	10220	308	10324	357	10389	357	10532	106
10010	388	10103	385 388	10221	308	10325	357	10390	357	10533	106
10011	388	10109	161	10222	308	10326	357	10391	357	10534	106
10012	388	10110	121	10223	308	10327	357	10399	356	10535	106
10013	388	10117	321	10224	308	10328	357	10409	356	10542	5
10017	388	10118	321	10225	308	10329	357	10451	115	10544	5
10018	388	10119	321	10226	308	10330	357	10452	42	10545	5
10019	388	10120	321	10227	308	10331	357	10453	42	10546	76
10020	388	10121	321	10228	308	10332	357	10454	42	10548	76
10022	388	10122	321	10229	308	10333	357	10455	42	10549	76
10023	388	10123	321	10230	308	10334	357	10456	42	10550	76
10026	388	10124	418	10231	308	10335	357	10457	39	10551	76
10027	388	10125	418	10232	308	10336	357	10459	38	10552	76
10028	388	10126	418	10233	308	10337	357	10460	38	10554	76
10029	388	10127	418	10234	308	10338	357	10461	38	10555	76
10031	388	10132	273	10235	308	10339	357	10462	38	10556	77
10033	388	10136	273	10236	302	10341	357	10463	38	10557	77
10045	388	10148	313	10237	272	10342	357	10467	43	10558	77
10046	388	10153	418	10238	272	10343	357	10468	43	10559	77
10048	19	10154	418	10270	353 356	10344	357	10470	39	10560	77
10049	19	10155	418	10271	354 356	10345	357	10471	42	10561	77
10050	50	10156	418	10272	355 356	10346	357	10472	42	10576	24
10051	273	10157	48 300	10274	353 356	10347	357	10473	42	10577	24
10052	273	10160	388	10278	357	10348	357	10474	45	10582	24
10053	273	10161	129	10279	357	10349	357	10475	45	10583	24
10054	273	10166	129	10280	357	10350	357	10476	45	10745	105
10055	273	10171	129	10281	357	10351	357	10477	45	10746	105
10056	273	10181	308	10282	357	10352	357	10478	45	10747	106
10057	273	10182	308	10283	357	10353	357	10479	48	10748	106
10058	273	10183	308	10284	357	10354	357	10480	39	10749	106
10059	315	10184	308	10285	357	10355	357	10484	40	10751	106
10060	315	10185	308	10286	357	10356	357	10495	43	10752	106
10061	315	10186	308	10288	357	10357	357	10496	43	10759	106
10063	43	10187	308	10290	357	10358	357	10497	43	10760	106
10064	43	10188	308	10291	357	10360	357	10498	43	10763	106
10065	43	10189	308	10293	357	10361	357	10499	43	10764	106
10066	43	10190	308	10294	357	10362	357	10500	43	10765	106
10068	43	10191	308	10296	357	10363	357	10501	43	10766	106
10074	321	10192	308	10298	357	10364	357	10502	43	10767	105
10075	321	10193	308	10299	357	10365	357	10503	43	10771	106
10076	321	10194	308	10301	357	10366	357	10504	43	10772	106
10078	272	10196	308	10302	357	10367	357	10505	43	10773	106
10079	272	10197	308	10303	357	10368	357	10506	43	10775	106
10080	40	10198	308	10304	357	10369	357	10508	43	10776	106
10089	321	10200	308	10305	357	10370	357	10509	43	10777	106
10090	321	10202	308	10306	357	10371	357	10510	44	10779	106
10093	321	10203	308	10307	357	10372	357	10513	42	10780	106
10094	321	10204	308	10308	357	10373	357	10514	42	10781	106
10095	321	10205	308	10310	357	10374	357	10515	42	10782	105
10097	272	10206	308	10316	357	10375	357	10516	42	10783	105
		10207	308	10317	357	10377	357	10517	42	10784	105
		10210	308	10318	357	10378	357	10518	42	10787	105
		10211	308	10319	357	10379	357	10519	42	10788	105
		10212	308	10320	357	10380	357	10520	42	10791	105
		10213	308	10321	357	10382	357	10521	42	10792	105
		10218	308	10322	357	10383	357	10529	106	10793	105

ITEM # PAGE

10794	105	11013	386	11203	390	11264	390	11540	83	12142	78
10795	105	11014	45 381	11204	390	11265	390	11541	83	12172	79
10796	105	11029	382	11205	390	11266	390	11542	83	12173	74
10797	105	11051	384	11208	392	11267	390	11543	83	12176	74
10798	105	11053	385	11209	392	11293	392	11544	83	12182	75
10800	105	11059	379	11211	392	11321	392	11545	83	12198	74
10801	105	11060	41 379	11212	392	11366	47	11546	83	12211	74
10802	105	11067	386	11213	389	11367	47	11548	80 92	12215	74
10803	105	11070	388	11214	389	11375	253	11551	92	12220	74
10804	105	11071	388	11215	389	11376	253	11564	71	12250	74
10805	105	11072	388	11216	389	11377	253	11566	75	12268	74
10806	105	11074	388	11217	389	11378	255	11567	75	12279	74
10807	105	11076	388	11218	389	11380	255	11568	75	12307	73
10809	105	11077	388	11219	389	11384	257	11569	75	12315	73
10810	105	11078	388	11220	390	11385	258	11570	73	12319	73
10811	105	11079	388	11221	390	11387	244	11571	73	12322	73
10812	105	11080	388	11222	390	11390	346	11572	91	12326	73
10814	105	11081	388	11223	390	11392	50	11573	91	12338	73
10815	105	11082	388	11224	390	11394	50	11589	79	12344	73
10816	105	11083	388	11225	390	11395	50	11600	93	12347	73
10817	105	11084	388	11226	390	11399	314	11601	86	12350	73
10829	19	11146	390	11227	390	11400	314	11604	86	12354	73
10830	373	11148	390	11228	390	11403	317	11609	86	12356	73
10839	275	11149	390	11229	390	11404	317	11637	71	12372	86
10840	21	11152	390	11230	390	11405	317	11665	71	12383	88
10842	21	11154	390	11231	390	11411	312	11677	71	12387	93
10843	21	11155	390	11232	390	11426	57	11688	71	12406	84
10845	21	11156	390	11233	390	11427	57	11700	71	12427	89
10848	21	11162	390	11235	389	11428	57	11717	71	12434	89
10849	21	11168	391	11236	389	11429	57	11758	71	12437	89
10879	376	11169	390	11237	389	11433	58	11775	71	12440	89
10880	376	11171	392	11238	389	11434	57	11780	71	12444	89
10881	41	11173	392	11239	389	11435	44	11786	71	12452	90
10925	377 378	11177	392	11240	389	11436	44	11793	71	12475	86
10927	320	11178	392	11241	389	11437	44	11801	71	12507	75
10929	19	11179	392	11242	389	11438	44	11814	71	12524	90
10930	19	11180	392	11243	389	11439	44	11819	72	12543	90
10935	160	11182	392	11244	389	11440	44	11824	72	12547	90
10936	160	11183	392	11245	390	11441	44	11834	88	12553	90
10937	160	11184	392	11246	390	11471	72	11843	88	12559	90
10938	160	11185	392	11248	390	11474	72	11854	88	12573	90
10939	160	11186	392	11247	390	11477	79	11856	88	12603	89
10940	160	11187	392	11248	390	11479	79	11863	75	12613	89
10963	160	11188	392	11249	390	11494	84	11881	78	12617	89
10968	81	11189	392	11250	390	11495	84	11973	78	12622	89
10969	81	11191	392	11251	390	11496	84	11992	78	12627	89
10970	81	11192	389	11252	390	11497	84	12003	78	12644	90
10971	81	11193	389	11253	390	11498	84	12008	78	12696	90
10972	81	11194	389	11254	390	11499	84	12016	78	12713	90
10973	81	11195	389	11255	390	11513	91	12025	78	12727	90
10974	81	11196	389	11256	390	11514	91	12044	78	12742	92
10975	81	11197	389	11257	390	11515	92	12062	75	12746	85
10976	81	11198	389	11258	390	11518	92	12074	78	12749	91
10977	81	11199	390	11259	390	11519	85	12097	78	12750	88
10978	81	11200	390	11260	390	11520	85	12108	78	12755	93
10996	80	11201	390	11261	390	11523	88	12117	78	12761	92
11001	329	11202	390	11263	390	11534	84	12127	78	12791	92

ITEM # PAGE

12794	62 85	13027	130	13274	288	13364	283	13467	60	13773	81
12806	62	13042	130	13284	288	13366	287	13468	60	13774	81
12811	62	13043	130	13285	288	13369	287	13472	59	13775	81
12813	62	13066	191	13286	285	13371	287	13484	59	13881	81
12815	62 85	13073	167	13288	288	13372	287	13485	59	13885	81
12818	62 85	13074	167	13289	288	13373	287	13486	59	13889	81
12821	89	13075	167	13290	288	13375	287	13487	59	13904	81
12844	72	13076	167	13291	288	13376	287	13488	59	13927	81
12848	72	13114	195	13292	288	13378	287	13490	59	13946	24
12861	79	13115	195	13293	288	13381	287	13493	160	13957	68
12866	74	13116	195	13294	288	13382	287	13497	161	14003	68
12887	87	13117	195	13295	288	13384	287	13498	160	14080	44
12901	86	13118	192	13296	288	13387	287	13500	161	14082	44
12902	83	13120	195	13297	288	13391	287	13504	161	14083	44
12903	83	13121	195	13298	288	13392	287	13511	190	14084	44
12905	82	13124	166	13299	288	13393	287	13533	125	14142	19
12906	82	13126	166	13300	288	13395	287	13534	125	14144	69
12907	82	13128	166	13301	288	13397	284	13538	123	14145	64
12908	82	13130	166	13302	288	13399	287	13539	123	14200	30
12909	82	13132	166	13303	288	13402	287	13556	125	14205	30
12912	80	13134	166	13304	288	13403	287	13557	125	14218	40
12914	83	13152	393	13305	288	13404	287	13558	125	14235	38
12915	83	13153	393	13306	288	13405	287	13559	125	14237	50
12916	83	13157	393	13307	288	13406	287	13560	125	14243	161
12917	83	13159	394	13308	288	13407	287	13561	125	14244	161
12918	83	13160	266	13309	288	13408	287	13562	125	14245	161
12919	83	13162	266	13310	288	13409	287	13578	123	14246	272
12920	83	13163	266	13311	288	13410	287	13580	125	14247	272
12921	83	13166	266	13312	288	13411	287	13606	400	14248	272
12922	83	13167	266	13313	288	13412	287	13607	400	14249	272
12923	83	13170	266	13314	288	13414	287	13616	400	14264	50
12924	83	13171	266	13315	288	13415	287	13620	401	14265	43
12925	83	13172	266	13320	282	13416	287	13621	402	14337	148
12926	83	13173	266	13321	287	13417	287	13623	401	14395	195
12927	83	13174	266	13322	287	13419	287	13624	402	14407	301
12928	83	13177	274	13326	287	13420	287	13625	402	14428	310
12929	83	13216	311	13329	287	13422	287	13628	403	14430	311
12930	83	13229	280	13333	287	13426	287	13629	404	14431	311
12931	83	13231	281	13334	287	13429	287	13634	411	14433	300
12932	83	13234	280	13335	287	13431	287	13635	404	14436	48 300
12933	83	13236	284	13336	287	13434	287	13637	404	14437	48
12934	83	13238	288	13339	287	13436	287	13639	411	14438	48
12935	83	13241	288	13341	287	13437	287	13641	404	14441	48
12936	83	13244	288	13343	287	13439	287	13642	404	14443	48
12937	83	13247	288	13345	287	13440	284	13643	404	14444	48
12938	83	13248	288	13346	287	13442	326	13645	406	14445	48
12940	82	13250	288	13347	287	13443	326	13654	405	14446	300
12942	82	13251	288	13349	287	13456	59	13659	19	14448	300
12943	82	13253	288	13353	287	13457	59	13664	129	14450	300
12944	82	13255	288	13354	287	13458	60	13665	129	14451	300
13005	161	13256	288	13355	287	13459	59	13682	129	14460	173 195
13006	161	13258	288	13356	287	13460	60	13711	128	14461	173 195
13022	130	13259	288	13357	287	13462	60	13725	414	14462	173
13023	130	13260	288	13358	287	13463	59	13727	415	14463	173
13024	130	13263	288	13359	287	13464	59	13734	415	14464	173
13025	130	13265	288	13361	287	13465	60	13738	414	14717	24
13026	130	13266	288	13363	287	13466	59	13768	81	14720	24

ITEM # PAGE

14726 24	17129 287	18830 411	19936 254	20146 171	21464 254
14736 24	17132 288	18841 62	19937 255	20147 171	21465 254
14777 129	17133 260	18901 330	19938 258	20148 171	21466 255
14791 315	17137 210	18902 330	19974 173	20150 171	21468 302
14793 315	17577 175	18903 330	19978 194	20169 330	21469 302
14821 24	17578 175	18915 372	19999 270	20170 330	21470 302
14822 24	17579 175	18917 287	20013 411	20180 332	21471 302
14826 24	17580 175	18943 355	20014 411	20209 288	21472 302
14831 24	17582 175	18944 418	20027 59	20214 60	21479 337
14836 313	17584 175	18945 287	20061 173	20215 60	21570 341
15232 330	17585 175	18986 411	20064 77	20216 60	21571 341
16039 300	17605 272	18987 411	20079 287	20217 60	21572 57
16040 300	17606 272	18994 80	20091 172	20218 60	21573 57
16041 300	17607 272	19067 398	20092 172	20219 60	21597 79
16042 300	17608 272	19068 399	20093 172	20220 60	21607 179
16448 321	17609 272	19072 351	20094 172	20221 60	21608 179
16505 417	17610 272	19073 350	20095 172	20222 60	21609 179
16507 417	17611 272	19074 350	20096 172	20223 60	21610 179
16508 417	17612 272	19075 351	20097 172	20224 60	21611 179
16509 417	17613 272	19076 346	20098 171	20225 60	21612 179
16510 417	17614 176	19077 346	20099 171	20226 60	21614 179
16511 417	17615 176	19125 308	20100 171	20233 100	21615 179
16512 417	17616 176	19135 178	20101 171	20236 355	21616 179
16625 315	17617 176	19136 178	20102 171	20237 355	21617 179
16643 284	17622 176	19137 178	20103 171	20249 369	21618 179
16662 59	17623 176	19138 178	20106 171	20361 5	21619 179
16663 59	17624 176	19140 178	20107 171	20363 5	21620 179
16664 59	17627 176	19147 178	20108 171	20364 5	21621 179
16665 59	17634 79	19195 269	20109 171	20365 5	21623 301
16666 59	17766 43	19202 393	20110 171	20366 369	21624 403
16667 59	17835 270	19273 313	20111 171	20367 326	21629 398
16668 59	17836 270	19305 287	20114 171	20369 220	21631 287
16669 59	17847 379	19420 417	20115 171	20387 410	21637 331
16670 59	17872 91	19434 287	20116 171	20389 86	21640 383
16671 59	17876 308	19435 287	20117 171	20428 62 85	21652 167
16684 42	17882 83	19436 288	20118 171	20441 270	21653 167
16787 172	17892 92	19437 288	20119 171	20442 270	21655 167
16816 76	18207 415	19457 356	20123 172	20445 288	21659 372
16823 412	18266 272	19458 356	20124 172	20467 270	21719 317
16833 79	18306 191	19476 320	20125 172	21105 329	21720 383
16855 74	18307 173	19478 199	20126 172	21122 313	21749 341
16856 73	18308 130	19479 199	20127 171	21123 148	21756 44
16857 73	18315 160	19480 199	20128 171	21135 159	21789 36
16859 357	18316 69	19481 302	20129 171	21136 159	21792 45 381
16988 280	18348 86	19482 302	20130 171	21137 159	21829 336
16989 280	18355 38	19737 288	20131 171	21139 159	21874 87
16990 280	18372 91	19752 173	20132 171	21140 159	21880 87
16991 280	18619 77	19756 287	20134 171	21141 159	21882 87
17042 93	18620 90	19757 287	20135 171	21142 156	21883 87
17060 388	18633 162	19764 44	20136 171	21143 156	21884 79 87
17065 389	18637 266	19765 44	20137 171	21180 308	22054 287
17069 390	18660 308	19766 44	20138 171	21183 130	22056 181
17070 92	18676 308	19767 44	20139 171	21187 287	22057 181
17071 390	18677 308	19921 317	20140 171	21188 287	22058 181
17075 357	18726 392	19925 80	20143 171	21229 273	22059 181
17105 45	18731 38	19926 80	20144 171	21258 287	22060 181
17127 287	18739 92	19935 254	20145 171	21259 39	22063 177

ITEM # PAGE

22064	177	22333	321	23803	176	24213	288	24489	18	25836	59
22065	177	22340	321	23807	176	24214	288	24490	288	26044	178
22066	177	22341	321	23825	287	24223	170	24573	315	26072	410
22067	177	22342	321	23827	287	24226	171	24578	185	26073	410
22068	177	22343	321	23836	40	24227	171	24579	185	26074	410
22071	177	23323	156	23838	319	24228	171	24598	18	26084	287
22072	177	23332	148	23839	319	24229	171	24667	270	26085	152
22073	177	23340	287	23857	161	24230	171	24827	173	26086	336
22077	177	23504	203	23862	91	24231	171	24828	173	26087	58
22078	177	23510	185	23863	91	24234	171	24829	173	26088	58
22079	177	23512	272	23865	312	24235	171	24836	107	26137	203
22080	177	23515	150	23866	72	24236	171	24852	309	27054	161
22081	177	23516	151	23867	72	24237	171	24860	89	27056	160
22086	177	23517	151	23868	72	24238	171	24952	270	27142	273
22087	177	23518	152	23869	72	24239	171	24953	270	27151	59
22088	177	23520	185	23870	72	24242	18	24955	270	27155	470
22093	178	23521	150	23871	72	24243	18	25061	270	27174	148
22094	178	23527	240	23872	72	24244	18	25062	270	27180	150
22095	178	23541	45 381	23873	72	24245	18	25066	270	27181	331
22096	178	23542	45 381	23874	79	24246	18	25090	270	27208	287
22101	178	23544	399	23875	79	24247	18	25153	270	27226	152
22102	178	23545	373	23876	79	24249	173	25154	270	27330	152
22103	178	23546	373	23877	79	24250	173	25155	270	27336	121
22105	178	23552	390	23878	79	24251	173	25157	270	27542	160
22106	178	23553	390	23879	79	24252	173	25247	153	27618	259
22108	164	23554	390	23880	79	24253	173	25248	153	27676	30
22109	164	23555	240	23884	74	24254	173	25249	153	27677	30
22110	164	23556	240	23886	74	24255	173	25250	153	27678	30
22111	164	23557	240	23888	74	24256	173	25251	153	27679	22
22112	153	23559	390	23889	74	24257	173	25252	153	27680	22
22113	153	23562	390	23890	73	24258	173	25253	153	27681	22
22114	154	23563	390	23891	73	24382	108	25254	153	27682	22
22115	154	23564	390	23892	73	24384	108	25255	153	27683	22
22116	154	23571	259	23893	73	24385	108	25256	153	27684	22
22117	154	23574	332	23988	165	24397	188	25257	153	27767	269
22118	153	23575	2 215	23989	165	24398	188	25258	153	27770	162
22119	153	23576	2 215	23991	316	24399	188	25259	154	27771	192
22120	154	23580	383	23997	203	24400	188	25260	154	27863	88
22121	157	23584	118	24010	390	24401	188	25261	154	27871	392
22123	152	23585	118	24011	390	24402	188	25262	153	28351	161
22124	152	23592	82	24013	287	24403	188	25263	153	28352	62
22125	162	23626	384	24014	287	24404	188	25264	153	28353	62
22126	162	23637	172	24027	58 387	24405	188	25265	153	28354	62
22127	162	23638	172	24035	191	24406	188	25266	153	28355	44
22128	161	23642	287	24060	84	24407	188	25267	153	28472	159
22129	287	23719	288	24081	303	24408	188	25268	153	28473	159
22289	151	23731	192	24082	303	24409	164	25269	153	28474	159
22323	321	23738	69	24083	303	24410	164	25270	154	28475	159
22324	321	23766	287	24086	288	24411	164	25271	154	28476	159
22325	321	23775	170	24087	181	24412	156	25272	154	28477	159
22326	321	23776	170	24092	287	24413	117	25273	154	28478	159
22327	321	23793	176	24183	191	24414	118	25274	155	28479	159
22328	321	23794	176	24185	181	24415	118	25727	271	28480	159
22329	321	23795	176	24196	177	24416	118	25825	481	28481	159
22330	321	23796	176	24204	321	24417	118	25826	468	28482	159
22331	321	23801	176	24210	247	24418	191	25827	468	28483	159
22332	321	23802	176	24212	288	24419	191	25835	59	28484	159

ITEM # PAGE

28485	159	31373	172	34850	51	38032	169	39582	232	39999	340
28486	159	31374	172	34851	51	38033	169	39583	406	40001	335
28487	159	31375	172	34852	51	38034	169	39584	406	40002	335
28488	157	31376	172	34853	51	38035	185	39591	287	40003	340
28489	164	31377	172	34854	51	38036	185	39592	441	40004	481
28490	164	31378	172	34855	51	38037	185	39601	331	40189	159
28491	151	31379	172	34856	51	38038	379	39602	331	40190	159
28492	151	31380	172	34857	51	38915	408	39617	14	40191	159
28511	311	31396	112	34858	51	38917	405	39631	407	40192	159
28628	180	31397	112	34859	51	39033	185	39638	274	40212	163
28629	180	31398	112	34860	51	39034	185	39675	323	40213	163
28630	180	31426	107	34861	31	39115	121	39684	214	40280	221
28631	180	31432	132	34862	31	39254	151	39685	213	40298	297
28632	180	31433	192	34863	31	39255	151	39686	213	40299	294
28633	180	31438	405	34864	31	39256	151	39687	212	40306	390
28634	180	31455	460	34865	31	39313	185	39688	212	40307	390
28635	180	31457	460	34866	31	39321	287	39689	211	40308	390
28637	195	31484	159	34867	235	39324	392	39703	205	40313	392
28639	188	31485	159	34868	235	39325	392	39714	387	40345	294
28640	188	31486	159	34869	231	39371	235	39761	154	40381	263
28642	188	31502	319	34870	231	39372	235	39762	154	40382	262
28643	188	31558	372	34874	473	39384	185	39763	154	40383	262
28644	188	31753	162	36051	417	39385	185	39764	154	40385	263
28680	150 152	31754	162	36052	417	39386	185	39768	118	40399	282
28703	319	31755	161	36053	417	39387	185	39778	149	40401	83
28704	319	31806	288	36054	417	39388	185	39779	149	40411	180
28705	319	31809	483	36055	417	39453	202	39780	149	40437	107
28718	272	31824	303	36057	417	39454	347	39781	149	40438	481
28722	164	31833	170 276	36058	417	39467	397	39782	149	40440	469
30105	329	31834	170 276	36059	417	39476	392	39783	149	40462	282 283
30438	129	31838	42	36060	417	39477	406	39784	149	284	
30439	129	31840	199	36517	287	39482	199	39785	149	40463	168
30455	164	31851	163	37387	197	39494	214	39786	149	40468	9
31212	121	31852	163	37388	197	39498	318	39787	151	40469	9
31271	75	31853	163	37451	394	39515	107	39788	151	40470	9
31277	192	31854	163	37459	394	39516	107	39789	133	40471	9
31282	151	31855	163	37525	230	39517	217	39790	134	40472	9
31283	151	31856	163	37529	230	39518	217	39793	134	40473	9
31312	240	31858	189	37546	392	39519	217	39794	134	40474	9
31313	240	33871	197	37558	390	39520	217	39795	134	40475	9
31332	287	33872	197	37559	390	39522	218	39796	134	40476	9
31342	400	33873	197	37561	390	39528	170 276	39797	134	40515	97
31343	401	34835	119	37562	390	39529	100	39798	134	40517	414
31344	403	34836	119	37570	380	39530	100	39799	134	40519	477
31349	48 300	34837	119	37571	380	39531	100	39800	134	40531	219
31350	48 300	34838	119	37815	460	39532	100	39801	134	40547	219
31351	48 300	34839	119	37864	452	39533	195	39802	134	40563	8
31352	48 300	34840	51	37867	148	39534	195	39803	134	40564	8
31354	16	34841	51	37869	151	39537	342	39804	134	40565	8 208
31355	85	34842	51	37870	151	39539	477	39805	134	40566	8
31356	85	34843	51	37876	197	39540	477	39806	134	40572	65
31361	329	34844	51	37961	181	39551	468	39828	323	40573	65
31368	120	34845	51	37969	319	39552	469	39853	337	40574	65
31369	172	34846	51	38000	415	39578	259	39859	112	40619	316
31370	172	34847	51	38029	169	39579	259	39861	112	40633	248
31371	172	34848	51	38030	169	39580	247	39866	112	40634	248
31372	172	34849	51	38031	169	39581	232	39884	317	40635	248

ITEM # PAGE

40636	248	41233	183	41860	18	43113	241	43183	177	43351	96
40637	249	41234	183	41861	18	43116	465	43205	135	43352	96
40638	249	41235	183	41862	17	43119	338	43206	135	43353	96
40639	274	41236	183	41863	17	43120	333	43207	135	43354	96
40640	274	41237	183	41864	17	43121	333	43212	231	43355	96
40641	249	41245	352	41865	17	43123	132	43213	231	43356	96
40642	249	41247	180	41866	17	43124	132	43214	231	43357	96
40643	249	41262	297	41868	334	43128	109	43215	261	43358	95
40644	249	41263	298	41869	333	43129	109	43216	261	43359	95
40645	249	41274	180	41870	334	43130	109	43217	243	43360	95
40649	62	41275	180	41871	333	43131	109	43218	243	43361	95
40950	316	41276	180	41872	334	43132	109	43219	247	43362	95
40952	316	41277	180	41883	252	43133	109	43222	377	43364	95
40953	316	41335	262	41937	441 442	43134	109	43223	465	43365	95
40954	316	41336	262	42154	277	43135	109	43225	465	43366	96
40955	316	41337	262	42156	343	43139	200	43227	109	43367	96
40956	316	41347	161	42157	343	43140	200	43231	184	43368	96
41079	350	41373	230	42159	18	43142	200	43233	273	43369	96
41080	350	41414	5	42909	254	43143	273	43234	273	43370	96
41145	441	41415	5	42910	254	43144	273	43235	273	43371	96
41155	129	41416	5	42911	254	43145	273	43237	273	43372	96
41156	129	41417	5	42912	254	43146	273	43238	184	43373	96
41158	27	41418	329	42913	255	43147	273	43239	184	43374	96
41161	421	41419	382	42914	255	43148	273	43240	184	43375	96
41187	294	41420	329	42939	287	43150	273	43241	185	43376	96
41193	5	41421	386	43016	228	43151	222	43242	185	43377	96
41194	5	41422	248	43017	228	43152	135	43243	185	43378	96
41195	5	41465	482	43018	228	43153	135	43244	185	43379	96
41196	6	41466	469	43019	228	43154	135	43260	332	43380	96
41197	6	41468	338	43028	130	43155	135	43299	117	43381	96
41198	6	41469	485	43033	314	43156	135	43300	117	43382	96
41199	6	41474	297	43048	166	43157	135	43301	117	43383	96
41200	6	41514	377	43053	24	43158	135	43302	117	43384	96
41201	6	41516	113	43055	343	43159	135	43303	117	43385	96
41202	6	41549	267	43069	191	43160	135	43304	117	43386	96
41203	6	41596	137	43071	204	43161	135	43329	97	43387	96
41204	6	41597	137	43072	153	43162	135	43330	97	43388	96
41205	6	41598	137	43073	154	43163	135	43331	97	43389	96
41206	6	41599	137	43074	464	43164	135	43332	97	43390	95
41207	6	41600	248	43075	109	43165	135	43333	97	43391	95
41208	6	41603	249	43076	109	43166	135	43334	97	43392	95
41209	6	41604	249	43077	109	43167	135	43335	97	43397	392
41210	6	41605	249	43078	109	43168	135	43336	97	43402	166
41211	6	41607	248	43079	109	43169	135	43337	97	43404	166
41212	6	41698	323	43080	109	43170	135	43338	97	43409	157
41213	6	41710	398	43081	109	43171	135	43339	97	43421	109
41214	421	41711	398	43082	109	43172	135	43340	97	43422	236
41215	421	41712	399	43083	109	43173	135	43341	97	43423	347
41216	421	41732	388	43084	109	43174	135	43342	96	43425	441
41217	421	41770	107	43085	109	43175	135	43343	96	43427	441
41218	422	41787	331	43086	234	43176	135	43344	96	43429	95
41219	422	41821	16	43087	234	43177	135	43345	96	43430	95
41220	422	41853	451	43088	234	43178	135	43346	96	43431	95
41221	423	41855	153	43089	234	43179	272	43347	96	43434	95
41230	183	41856	18	43110	108	43180	272	43348	96	43436	95
41231	183	41857	18	43111	108	43181	272	43349	96	43437	95
41232	183	41858	18	43112	108	43182	177	43350	96	43438	97
		41859	18								

ITEM # PAGE

43439	97	43522	271	43698	26	43789	154	44205	412	44329	32
43440	97	43523	271	43699	26	43790	153	44206	48	44330	32
43441	97	43554	170 276	43700	26	43791	153	44216	115	44331	32
43442	95	43555	116 146	43701	26	43792	153	44218	115	44332	32
43443	95	43557	252	43702	26	43793	153	44220	115	44333	32
43444	95	43558	252	43703	27	43824	390	44223	115	44334	32
43450	232	43559	252	43704	27	43827	21	44225	236	44335	179
43452	333	43560	271	43706	26	43838	170	44228	215	44336	179
43454	21	43563	392	43708	26	43840	116	44229	170	44337	179
43455	262	43564	392	43709	25	44006	407	44245	180	44338	179
43456	262	43565	392	43710	25	44007	409	44246	313	44339	179
43457	262	43566	108	43721	188	44019	330	44247	313	44340	179
43458	445	43567	108	43727	229	44023	211	44248	313	44343	179
43459	485	43568	195	43728	229	44025	213	44249	313	44344	179
43460	485	43570	388	43729	229	44070	338	44250	313	44345	179
43462	200	43577	195	43730	227	44111	107	44255	100	44346	179
43463	200	43578	195	43731	227	44112	107	44256	264	44349	179
43465	341	43599	191	43732	227	44113	107	44259	184	44350	125
43469	194	43600	191	43733	225	44114	107	44264	408	44351	125
43470	190	43623	261	43734	225	44116	328	44269	267	44352	125
43471	109	43632	303	43735	225	44119	109	44275	6	44353	125
43472	156	43637	21	43736	229	44120	109	44276	6	44354	125
43473	158	43638	113	43737	227	44121	109	44277	6	44356	189
43474	161	43639	143	43755	154	44122	109	44279	180	44357	138
43475	155	43640	143	43756	154	44123	109	44280	180	44363	33
43476	155	43641	143	43757	154	44124	109	44281	180	44364	33
43477	155	43642	10	43758	154	44134	263	44282	180	44365	33
43478	155	43664	121	43759	153	44135	277	44285	250	44366	33
43479	158	43665	25	43760	153	44152	260	44289	215	44367	33
43480	186	43666	25	43761	153	44153	260	44290	390	44368	33
43481	186	43667	25	43762	153	44154	260	44291	178	44369	33
43482	186	43668	25	43763	154	44177	349	44292	178	44370	110
43483	187	43669	26	43764	154	44178	349	44294	108	44371	110
43484	187	43670	26	43765	154	44179	349	44295	108	44372	110
43485	187	43671	26	43766	154	44180	349	44300	184	44373	110
43486	309	43672	26	43767	153	44181	349	44301	184	44374	109
43490	31	43673	26	43768	153	44182	349	44302	184	44375	410
43491	31	43674	26	43769	153	44183	349	44306	269	44377	484
43492	465	43675	26	43770	153	44184	327	44307	243	44379	484
43498	109	43676	26	43771	153	44185	327	44310	348	44382	479
43499	109	43677	26	43772	153	44186	186	44311	348	44383	479
43500	109	43678	27	43773	153	44187	186	44312	348	44384	479
43501	197	43679	27	43774	153	44188	186	44313	208	44385	250
43502	197	43680	27	43775	154	44189	187	44314	208	44386	250
43503	197	43681	27	43776	154	44190	187	44315	208	44387	474
43504	197	43682	27	43777	154	44191	187	44317	161	44388	271
43506	197	43683	27	43778	154	44192	186	44318	161	44389	271
43509	135	43684	26	43779	153	44193	186	44319	161	44390	271
43510	135	43685	26	43780	153	44194	186	44320	33	44391	271
43511	109	43689	26	43781	153	44195	187	44321	33	44392	351
43512	109	43690	26	43782	153	44196	187	44322	33	44393	465
43513	109	43691	26	43783	153	44197	187	44323	33	44394	465
43514	109	43692	26	43784	153	44198	226	44324	32	44395	465
43515	109	43693	26	43785	153	44199	226	44325	32	44401	272
43516	109	43694	27	43786	154	44200	226	44326	32	44402	272
43517	109	43695	27	43787	154	44201	49	44327	32	44406	272
43521	271	43696	27	43788	154	44203	412	44328	32	44407	257

ITEM # PAGE

44414	233	44534	320	44622	156	44849	101	45506	352 356	46151	222
44415	233	44535	320	44623	156	44852	101	45507	352	46162	406
44418	45 381	44536	320	44624	156	44924	415	45516	290	46163	406
44419	45 381	44537	320	44625	156	44954	297	45517	289	46170	285
44420	45 381	44538	320	44626	156	44989	298	45518	289	46171	285
44424	393	44541	163	44627	155	45141	130	45519	290	46180	418
44425	393	44544	484	44629	470	45143	294	45520	290	46183	297
44426	351	44546	33	44630	470	45154	178	45532	288	46184	294
44427	60	44547	33	44631	470	45155	178	45559	352	46204	385
44431	58	44548	141	44633	97 240	45164	174	45587	191	46215	375
44432	241	44549	141	44634	201	45165	174	45588	192	46216	375
44437	340	44550	60	44636	207	45166	174	45599	243	46268	213
44438	340	44551	60	44637	207	45167	174	45604	125	46292	281
44439	483	44552	60	44638	208	45168	174	45619	352	46296	285
44440	32	44553	60	44644	206	45169	174	45636	219	46297	285
44441	32	44554	141	44645	206	45170	174	45637	264	46298	285
44442	32	44555	130	44652	101	45171	174	45791	168	46300	281
44443	32	44557	138	44653	101	45172	174	45800	420	46301	281
44444	32	44558	138	44654	101	45173	174	45801	420	46302	281
44445	32	44560	168	44655	101	45174	174	45869	416	46303	281
44446	32	44561	168	44656	101	45175	174	45870	417	46304	281
44447	32	44575	467	44657	101	45176	294	45915	288	46305	281
44448	32	44577	100	44658	101	45199	248	45920	416	46306	281
44449	14	44578	16	44659	101	45232	297	45950	416	46319	148
44450	23	44579	16	44660	101	45249	422	45951	417	46336	411
44451	63	44580	16	44661	101	45250	423	45959	416	46337	411
44471	472	44585	148	44662	101	45258	494	45978	354	46341	123
44472	472	44586	148	44663	101	45259	494	45979	355	46342	123
44473	472	44588	462	44664	101	45260	494	45983	411	46343	123
44474	472	44589	462	44665	101	45261	494	46019	236	46344	123
44475	269	44590	462	44666	101	45275	390	46020	236	46345	123
44476	58	44591	237	44667	101	45281	186	46021	236	46346	123
44481	237	44593	157	44668	101	45282	186	46024	222	46347	123
44488	137	44594	302	44669	101	45283	186	46025	223	46348	123
44489	137	44595	169	44670	101	45284	187	46026	223	46349	123
44490	137	44596	169	44671	101	45285	187	46027	224	46367	101
44496	466	44600	155	44672	101	45286	187	46028	224	46368	101
44502	474	44601	155	44673	101	45291	457	46030	232	46369	101
44503	474	44603	155	44674	261	45292	457	46031	232	46408	169
44504	474	44604	149	44676	101	45293	457	46032	232	46409	169
44505	479	44605	156	44677	101	45339	287	46080	328	46410	169
44506	343	44606	156	44678	101	45344	294	46088	409	46446	21
44507	40 379	44607	156	44679	193	45356	276	46089	410	46449	8
44509	135	44608	120	44680	193	45357	380	46098	416	46452	454
44516	196	44609	120	44681	193	45376	298	46099	416	46454	100
44517	258	44610	120	44682	193	45386	287	46100	417	46455	100
44519	243	44611	120	44682	193	45387	287	46101	417	46456	100
44522	235	44612	120	44690	260	45388	287	46102	417	46457	100
44523	135	44613	162	44691	260	45403	318	46103	417	46458	100
44524	135	44614	162	44692	260	45404	318	46114	287	46459	100
44526	467	44615	162	44697	193	45410	379	46124	222	46460	100
44527	466	44616	165	44698	193	45411	379	46125	223	46461	100
44528	467	44617	165	44699	193	45417	265	46126	223	46462	100
44529	467	44618	165	44719	151	45418	265	46127	224	46463	100
44530	467	44619	164	44722	408	45485	297	46128	224	46464	100
44532	320	44620	164	44743	151	45486	233	46131	411	46465	100
44533	320	44621	164	44744	233	45487	297	46134	411	46466	100
				44764	282						

ITEM # **PAGE**

46467	100	46690	157	46794	259	47149	495	47343	345	47450	223
46468	100	46697	332	46797	196	47151	191	47344	345	47451	237
46469	100	46698	332	46798	196	47152	193	47345	345	47452	237
46471	478	46699	126 129	46799	131	47153	193	47347	10	47453	237
46492	461	46700	126	46800	161	47172	97	47348	10	47456	342
46493	461	46701	323	46815	43	47191	374	47349	10	47457	258
46494	461	46702	323	46888	148 151	47192	108	47351	224	47458	86
46495	461	46708	351	46932	181	47193	108	47352	238	47459	203
46497	441 442	46724	248	46955	418	47194	108	47353	238	47460	425
46500	451	46725	245	46957	212	47195	108	47354	242	47467	209
46501	459	46729	372	46966	418	47196	108	47355	242	47468	209
46502	459	46730	461	47000	299	47197	108	47356	47	47469	308
46503	459	46736	59	47001	299	47198	108	47357	46	47470	157
46504	459	46737	59	47002	299	47200	121	47358	47	47480	310
46505	459	46738	59	47003	299	47201	121	47359	47	47481	310
46506	8	46739	59	47004	299	47202	121	47362	345	47482	310
46507	148	46740	59	47005	299	47203	121	47363	345	47483	452
46512	148	46741	60	47007	299	47226	21	47364	345	47484	453
46513	183	46742	60	47008	299	47227	21	47365	345	47485	454
46514	183	46743	60	47009	299	47228	21	47366	227	47486	206
46515	183	46744	60	47010	299	47239	466	47371	228	47487	133
46516	183	46745	60	47011	299	47240	424	47372	228	47488	133
46517	197	46751	138	47017	165 345	47241	429	47373	228	47489	58
46531	325	46752	21	47018	165 345	47242	429	47374	227	47490	58
46560	197	46753	21	47019	165 345	47246	150	47375	227	47491	41
46561	197	46758	122	47020	165 345	47255	124	47376	229	47492	262
46572	331	46759	122	47021	165 345	47256	124	47377	229	47494	41
46574	344	46760	122	47022	165 345	47257	124	47378	229	47495	220
46582	148	46761	122	47023	165 345	47258	124	47379	225	47496	221
46583	148	46762	122	47024	165 345	47259	123	47380	225	47497	221
46584	116	46763	122	47029	181	47260	123	47381	225	47498	463
46585	195	46764	122	47042	378	47261	373	47382	226	47499	413
46586	195	46765	122	47045	301	47269	373	47383	226	47500	413
46612	287	46766	122	47046	256	47277	480	47384	226	47502	152
46640	332	46767	122	47055	327	47278	471	47387	244	47503	252
46646	344	46768	122	47074	308	47279	471	47404	285	47507	374
46647	344	46769	122	47081	210	47281	234	47405	285	47508	173
46648	344	46770	122	47082	199	47282	234	47406	285	47509	173
46657	442	46771	122	47083	373	47287	265	47407	285	47510	341
46658	442	46772	122	47084	211	47288	265	47408	285	47511	341
46659	194	46773	122	47087	265	47289	308	47409	285	47512	341
46660	194	46774	122	47088	265	47298	164	47411	194	47513	341
46665	126	46775	122	47089	39	47299	164	47415	20	47514	482
46666	126	46776	122	47101	295	47309	239	47417	265	47515	482
46668	126	46777	122	47102	111 478	47310	239	47418	265	47516	116
46669	126	46778	122	47103	111 478	47311	239	47424	471	47517	116
46670	126	46779	122	47104	111 478	47312	239	47425	339	47518	116
46671	456	46780	122	47105	477	47313	239	47426	339	47519	156
46672	456	46781	122	47106	480	47314	239	47427	339	47520	156
46673	456	46782	122	47107	471	47315	20	47428	339	47521	158
46674	456	46785	353	47108	113	47316	238	47432	412	47522	158
46679	442	46786	354	47110	206	47323	172	47437	9	47523	158
46680	441 442	46787	354	47111	397	47324	172	47438	251	47531	299
46681	126	46788	150	47113	397	47327	117	47439	251	47532	299
46685	241	46791	42	47128	191	47331	237	47444	8	47533	299
46686	126	46792	42	47129	191	47338	250	47446	378	47534	237
46687	332	46793	42	47130	191	47342	345	47449	223	47535	237

ITEM # PAGE

47536	237	47694	182	48098	171	50001	308	50079	475	299	
47538	413	47695	182	48099	171	50002	307	50080	475	66047	299
47539	413	47696	182	48112	58	50003	306	50082	476	66614	417
47546	347	47697	182	48113	241	50005	306	50083	476	66615	417
47547	347	47698	182	48147	299	50023	432	50084	475	66843	417
47549	181	47699	182	48229	38	50024	431	50085	475	66844	417
47550	181	47701	388	48258	495	50025	432	50087	430	66845	417
47551	181	47704	159	48259	495	50026	431	50089	443	68123	251
47552	193	47705	159	48260	495	50027	432	50090	443	68124	251
47553	193	47719	177	48261	495	50028	431	50091	433	68754	237
47554	181	47720	177	48387	244	50029	429	50092	434	68874	222
47555	181	47721	177	48579	446	50030	429	50093	433	68875	222
47556	181	47722	177	48580	275	50031	430	50094	437	69224	208
47557	378	47723	177	48581	275	50032	427	50095	436	69577	416 418
47558	181	47724	177	48582	275	50033	425	50096	437	69578	418
47560	473	47725	177	48583	275	50035	426	50097	436	69587	208
47561	474	47736	162	48621	441	50036	426	50098	437	69742	136
47562	474	47739	236	48882	166	50037	426	50099	436	69745	136
47563	425	47740	236	48883	166	50038	450	50100	436	69746	136
47564	182	47741	323	48884	347	50039	450	51024	428	76554	136
47565	182	47755	322	48887	473	50040	450	51026	428	78669	146
47566	182	47766	299	48888	387	50041	450	51028	428	80000	65
47567	182	47772	325	48890	20	50042	440	51032	427	80001	65
47568	182	47773	452	48891	29	50043	440	51033	425	80002	65
47569	182	47774	453	48892	29	50044	440	51035	426	80003	65
47571	463	47777	382	48893	29	50045	438	51052	428	80004	12
47572	463	47792	324	48894	29	50046	438	52032	427	80005	69
47575	246	47793	324	48895	29	50047	438	53032	427	80006	19
47576	246	47851	323	48896	29	50048	438	59006	305	80007	64
47577	302	47852	324	48897	29	50049	439	59007	305	80008	69
47580	275	47853	324	48898	29	50050	439	59008	305	80009	46
47581	275	47854	323	48899	29	50051	439	59009	305	80011	145
47582	275	47855	323	49001	291	50053	434	59010	305	80012	145
47583	275	47878	131	49002	292	50054	433	59013	305	80013	128
47586	425	47879	131	49003	292	50055	434	59014	306	80014	128
47587	446	47904	80	49004	292	50056	433	59020	306	80015	145
47592	136	47909	71	49005	292	50057	448	59023	489	80016	145
47593	136	47910	89	49006	463	50058	447	59024	488	80017	69
47594	136	47911	84	49007	463	50059	448	59025	489	80018	66
47595	131	47912	78	49008	463	50060	447	59026	488	80019	69
47599	195	47913	92	49010	279	50061	448	59032	486	80020	145
47625	116	47917	308	49011	279	50062	447	59033	486	80021	145
47646	86	47930	318	49112	242	50063	449	59035	487	80022	69
47649	183	47931	318	49113	241	50064	449	59036	487	80023	145
47677	183	47959	218	49115	278	50065	449	59042	490	80024	145
47678	183	47960	218	49116	278	50066	449	59043	491	80025	145
47679	183	47989	218	49117	282	50067	449	59045	490	80026	145
47680	183	47990	219	49118	283	50068	449	59046	491	80027	66
47684	161	48009	218	49119	282 283	50069	449	59049	490	80028	66
47685	224	48090	172	49120	282	50070	435	59051	491	80029	66
47686	224	48091	172	49122	268	50071	435	59055	492	80030	66
47687	224	48092	172	49123	268	50072	435	59056	492	80031	66
47688	159	48093	172	49294	458	50073	444	59057	493	80032	12
47689	159	48094	171	49295	458	50074	444	59062	493	80033	12
47691	182	48095	171	49532	408	50075	430	64678	327	80034	12
47692	182	48096	171	49885	230	50077	476	65877	97	80035	69
47693	182	48097	171	50000	307	50078	476	66014 + 66015		80036	145

ITEM # *PAGE*

80037 12	80094 15	80151 67	80209 142	80274 102	80358 11
80038 46	80095 15	80152 67	80210 142	80275 103	80360 11
80039 145	80096 15	80153 67	80211 142	80276 103	80361 11
80040 145	80097 15	80154 67	80212 142	80277 102	80362 4
80041 30	80098 15	80155 67	80213 142	80278 102	80363 4
80042 69	80099 15	80156 67	80214 52	80279 102	80364 4
80043 145	80100 15	80157 67	80216 52	80280 103	80365 4
80044 145	80101 15	80158 67	80217 52	80281 103	80370 54
80045 66	80102 15	80159 67	80219 52	80282 102	80371 54
80046 145	80103 15	80160 67	80221 52	80283 102	80372 54
80047 69	80104 15	80161 2	80222 52	80284 103	80373 54
80048 145	80105 15	80162 140	80223 143	80285 103	80374 54
80049 145	80106 15	80163 136	80224 143	80287 37	80375 54
80050 145	80107 15	80164 140	80225 143	80288 37	80376 54
80051 145	80108 15	80165 140	80226 142	80289 37	80377 54
80052 66	80109 15	80166 142	80227 142	80290 37	80378 54
80053 145	80110 15	80167 143	80228 30	80291 37	80379 54
80054 30	80111 15	80168 143	80229 142	80292 37	80380 47
80055 145	80112 15	80169 143	80230 142	80293 37	80381 47
80056 145	80113 15	80170 143	80231 136	80294 2	80382 47
80057 145	80114 15	80171 142	80232 2	80295 2	80383 47
80058 145	80115 15	80172 143	80233 142	80321 53	80384 47
80059 145	80116 15	80173 142	80234 142	80322 22	80385 47
80060 66	80117 22	80174 142	80235 142	80323 22	80386 46
80061 145	80118 22	80175 142	80236 142	80324 22	80387 46
80062 145	80119 22	80176 142	80238 142	80326 7	80388 46
80063 66	80120 22	80177 142	80239 143	80327 7	80389 55
80064 145	80121 56	80178 142	80240 143	80328 7	80390 55
80065 30	80122 56	80179 142	80241 99	80329 7	80391 55
80066 30	80123 56	80180 143	80242 99	80330 7	80392 55
80067 30	80124 56	80181 143	80245 99	80331 7	80393 55
80068 30	80125 56	80182 143	80246 99	80332 7	80394 55
80069 30	80126 56	80183 142	80249 61	80333 7	80395 34
80070 30	80127 115	80184 140	80250 61	80334 7	80396 55
80071 30	80128 115	80185 142	80251 61	80335 7	80397 55
80072 30	80129 133	80187 142	80252 32	80336 7	80398 55
80073 30	80130 133	80188 142	80253 32	80337 7	80399 55
80074 145	80131 133	80189 140	80254 32	80338 7	80400 23
80075 145	80132 128	80190 143	80255 9	80339 7	80401 23
80076 30	80133 128	80191 142	80256 9	80340 7	80402 23
80077 66	80134 128	80192 142	80257 102	80341 7	80403 23
80078 145	80135 128	80193 143	80258 102	80342 7	80404 56
80079 69	80136 128	80194 142	80259 102	80343 7	80405 56
80080 30	80137 128	80195 142	80260 103	80344 7	80406 56
80081 30	80138 128	80196 143	80261 103	80345 7	80407 53
80082 30	80139 128	80197 143	80262 102	80346 7	80408 53
80083 7	80140 128	80198 142	80263 102	80347 7	80409 53
80084 69	80141 128	80199 143	80264 102	80348 7	80410 53
80085 7	80142 65	80200 142	80265 103	80349 7	80411 53
80086 11	80143 65	80201 143	80266 103	80350 7	80412 53
80087 11	80144 65	80202 143	80267 102	80351 7	80413 53
80088 7	80145 65	80203 143	80268 102	80352 7	80414 53
80089 11	80146 64	80204 143	80269 102	80353 7	80415 56
80090 11	80147 64	80205 143	80270 103	80354 11	80416 133
80091 11	80148 64	80206 143	80271 103	80355 11	80417 133
80092 11	80149 67	80207 142	80272 102	80356 11	80418 134
80093 15	80150 67	80208 142	80273 102	80357 11	80419 134

ITEM # PAGE

80420	49	80527	16	80601	61	80724	64	80781	63
80421	31	80530	9	80602	61	80725	64	80782	63
80422	31	80531	9	80603	61	80726	37	80783	63
80423	31	80534	46	80604	61	80727	36	80784	63
80424	31	80535	128	80605	61	80728	36	80785	63
80425	68	80536	128	80606	61	80729	36	80786	63
80426	68	80537	128	80607	61	80730	36	80787	68
80427	99	80538	67	80608	61	80731	36	80788	68
80428	99	80539	67	80609	61	80732	36	80789	68
80429	99	80540	67	80610	136	80733	36	80790	68
80430	99	80541	67	80611	136	80734	36	80791	68
80431	98	80542	67	80612	136	80735	36	80792	68
80432	98	80543	67	80613	102	80736	20	80793	68
80433	98	80544	67	80614	102	80737	20	80794	68
80434	98	80545	67 69	80615	102	80738	56	80795	68
80435	98	80546	67	80616	102	80739	56	80796	12
80436	98	80547	67	80617	102	80740	56	80797	12
80437	98	80548	67	80618	102	80741	56	80798	12
80438	98	80549	67	80619	103	80742	23	80799	12
80439	98	80550	67	80620	103	80743	23	80800	13
80440	98	80551	67	80621	103	80744	23	80801	13
80441	98	80552	67	80622	103	80745	23	80802	13
80442	98	80553	47	80623	197	80746	49	80803	13
80443	98	80554	47	80624	197	80747	49	80804	29
80444	98	80555	47	80625	197	80748	49	80805	11
80445	98	80556	47	80626	197	80749	49	80806	11
80446	99	80567	110	80628	34	80750	49	80807	11
80447	99	80568	110	80629	34	80751	52	80808	11
80448	99	80569	110	80630	34	80752	52	80809	11
80449	99	80570	23	80631	34	80753	52	80810	11
80450	99	80571	23	80634	141	80754	52	80811	14
80451	98	80572	23	80637	380	80755	52	80812	14
80452	98 99	80573	23	80646	61	80756	52	80813	14
80453	98 99	80574	23	80700	35	80757	52	80814	12
80454	98 99	80575	23	80701	35	80758	52	80815	12
80455	99	80576	61	80702	35	80759	52	80816	12
80456	98	80579	146	80703	35	80760	52	80817	12
80457	98	80580	146	80704	35	80761	52	80818	51
80458	98 99	80581	146	80705	35	80762	52	80819	13
80459	98 99	80582	146	80706	35	80763	52	80820	13
80460	98 99	80583	116 146	80707	35	80764	52	80821	12
80461	98 99	80584	116 146	80708	35	80765	52	80822	12
80489	95	80585	189	80709	35	80766	52	80823	12
80495	64	80586	116	80710	35	80767	52	80824	4
80496	49 64	80587	116	80711	35	80768	69	80825	4
80501	115	80588	2	80712	35	80769	69	80826	4
80502	115	80589	147	80713	35	80770	53	80827	4
80503	115	80590	147	80714	35	80771	49	80828	4
80504	115	80591	147	80715	35	80772	49	80829	4
80505	115	80592	147	80716	35	80773	49	80830	4
80506	95	80593	147	80717	35	80774	49	80831	4
80508	95	80594	147	80718	35	80775	49	80832	4
80518	95	80595	147	80719	35	80776	14	80833	13
80520	95	80596	147	80720	35	80777	63	80834	13
80524	8	80597	146	80721	35	80778	63	80835	14
80525	8	80598	146	80722	35	80779	63	80836	13
80526	8	80600	61	80723	35	80780	63	80837	14

ITEM # PAGE

80838 14	80895 197	81016 16	85273 99
80839 4	80896 119	81017 118	85274 99
80840 4	80897 119	81018 118	85275 99
80841 4	80898 119	81019 118	99957 136
80842 4	80899 119	81020 118	
80843 4	80900 119	81021 100	
80844 3	80902 140	81022 100	
80845 4	80903 140	81023 100	
80846 22	80904 34	81024 22	
80847 3	80905 34	81025 22	
80848 3	80906 34	81077 55	
80849 3	80907 103 344	85032 145	
80850 3	80908 103	85033 145	
80851 3	80922 189	85034 145	
80852 3	80923 103	85035 145	
80853 3	80928 47	85036 145	
80854 3	80929 47	85092 37	
80855 3	80930 47	85093 37	
80856 3	80931 47	85095 37	
80857 3	81932 33	85096 37	
80858 13	81933 33	85097 37	
80859 13	81934 33	85098 37	
80860 13	80935 62	85099 37	
80861 13	80936 62	85100 37	
80862 4	80937 55	85115 144	
80863 4	80938 55	85116 144	
80864 4	80939 55	85117 144	
80865 147	80940 55	85118 144	
80866 147	80941 55	85119 144	
80867 147	80942 55	85120 144	
80868 147	80943 115	85121 144	
80869 119	80944 115	85122 144	
80870 119	80945 115	85123 144	
80871 119	80946 115	85124 144	
80872 119	80947 115	85125 144	
80873 119	80948 62	85126 144	
80874 119	80949 62	85127 144	
80875 119	80950 39	85128 144	
80876 29	80951 10	85129 144	
80877 3	80952 10	85130 144	
80878 3	80953 10	85131 144	
80879 3	80954 2	85132 144	
80880 3	80980 10	85133 144	
80881 3	80981 10	85134 144	
80882 3	80982 103 165	85135 144	
80883 3	80983 103 165	85136 144	
80884 3	80985 146	85188 103	
80885 3	80986 146	85192 103	
80886 34	80987 146	85196 103	
80887 34	80988 146	85200 103	
80888 34	80989 146	85204 103	
80889 61	81000 197	85208 103	
80890 61	81002 54	85235 108	
80891 61	81003 54	85240 108	
80892 197	81004 54	85260 108	
80893 197	81005 54	85271 99	
80894 197	81014 16	85272 99	

A

- Accessories For Underbar Ice Bin **156**
- Adapter Plates **101**
- Adaptor Bars **103 165**
- Adjustable Dough Roller **274**
- Affinacheese Cheese Drying Cabinet **289 290**
- Aluminum Brazier Pan **95**
- Aluminum Bucket Opener **24**
- Aluminum Bun Pan Truck **192**
- Aluminum Cabinets **170**
- Aluminum Cheese Cutter **314**
- Aluminum Colander **56**
- Aluminum Cookware **95**
- Aluminum Double Boiler **97**
- Aluminum Dough Pan **33**
- Aluminum Dunnage Racks **162**
- Aluminum Fry Pan **97**
- Aluminum Keg Racks **162**
- Aluminum Liquid Measuring Cup **23**
- Aluminum Lug Racks **160**
- Aluminum Manual Meat Tenderizer **40**
- Aluminum Measuring Cup **23**
- Aluminum Muffin Pan **34**
- Aluminum Pasta Cooker Set **97**
- Aluminum Patty Press **58**
- Aluminum Perforated Pizza Pan **60**
- Aluminum Pizza Screen **59**

Aluminum Rectangular Pizza Screen **59**
 Aluminum Rolling Pin **30**
 Aluminum Round Cake Pan **32**
 Aluminum Round Pizza Screen **59**
 Aluminum Sauce Pan **96**
 Aluminum Sauce Pot **95**
 Aluminum Saute Pan **95**
 Aluminum Scoop **22**
 Aluminum Sheet Pan Extender **32**
 Aluminum Solid Pizza Pan **60**
 Aluminum Square Pizza Screen **60**
 Aluminum Stock Pot **96**
 Aluminum Tray **100**
 Anti-Fatigue Mats **118**
 Apple Peeler and Corer **19**
 Applicator Tube **42**
 Aprons **125**
 AR104 **418**
 AR105 **418**
 AR106 **418**
 AR107 **418**
 AR108 **418**
 AR109 **418**
 AR110 **418**
 AR111 **418**
 AR112 **418**
 Au Gratin Oval Dishes **12**
 Aurora Back Bar Coolers **493**
 Aurora Display Refrigerator **487**
 Aurora Dry Aging Cabinet **295**
 Aurora Glass Door Refrigerators **486**
 Aurora Merchandisers **486**
 Aurora Reach-in Single Door Freezer **489**
 Aurora Refrigerated Prep Tables **490 491**
 Aurora Stainless Steel 2 Door Refrigerator **488**
 Aurora Stainless Steel Dual Door Reach-in Freezer **489**
 Aurora Stainless Steel Single Door Reach-in Refrigerator **488**
 Aurora Stainless Steel Undercounter **492**
 Aurora Stainless Steel Under Counter Refrigerator and Freezer **492**
 Auto Feed Mixer Grinder **361 362 363 364 365**
 Automatic Drink Sealing Machine **206**
 Automatic Espresso Coffee Grinder **207**
 Automatic Gear-Drive Elite Meat Slicer **406**
 Automatic Gear-Driven **406**
 Automatic Slicer **406**
 Automatic Slicers Gravity Feed **405**

B

Bakery Display Cases **111 478**
 Bakewares **29**
 Baking Mat **31**
 Band Saw **352 353 354 355**
 Band Saw Blades **356 357**
 Barbecue Grills **238**
 Bar Coolers **445**
 Bar Drain Board **156**
 Bar Shaker and Cups **4**
 Bar Sink Faucet **152**
 Bar Speed Rail **4**
 Bar Spoon **4**
 Bar Strainer **3**
 Bartender Accessories **2**
 Basket Mesh **54**
 Baskets **107 108 197**
 Baster **39**
 Basting Fork **64**
 Basting & Serving Spoons **35**
 Basting Spoon **35 36**
 Baton Discs **321**
 Beer Fridge **451**
 Bell Creamers **13**
 Bell Pitchers **13**
 Belt-driven Gravity Feed Manual Slicers **397 400**
 Berkel Home Line Slicer **397**
 Beverage **201 207**
 Beverage Chain Sign **128**
 Beverage Cooler **446**
 Beverage Dispensers **140**
 Beverage Dispensers and Equipment **199**
 Beverage Tent Sign **128**
 Bill Holder **133**
 Biro Chipper **372**
 Biro Grinder **365 366 367 368**
 Biro Horizontal Slicer **370**
 Biro Mixer Grinder **361 362 363 364 365**
 Biro Saw **358 359 360**
 Biro Tenderizer **371**
 Biro Vacuum Marinating Tumbler **369**
 Black Display **108**
 Black Insulated Food Pan Carrier **141**
 Black Lockers **166**
 Blast Chillers **456**
 Blender **203 204 205 319**
 Blenders, Shakers & Mixers **201**
 Blender Station **158**
 Block Knife Set **87**
 Boning Hook **43**
 Boning Knives **71**
 Bottle Coolers **447 448 450**
 Bottle Keg Coolers **449**
 Bottle Openers and Bottle Cap Catcher **3**
 Bottle Warmer **349**
 Bouillon Strainer **56**
 Bowl Cutter **373 374 375 376**
 Box Grater **20**

Brazier Pan **95**
 Braziers **99**
 Bread Grater **312**
 Bread Slicers **312 313**
 Breaking & Trimming Knives **73**
 Briquettes **50**
 Broiler **220**
 Broilers and Kebabs **220**
 Brushes **115**
 Brushless Blender **204**
 Bubble Tea Equipment **206**
 Bubble Tea Liquid Fructose Dispenser **206**
 Bucket Opener **24**
 Budget Sink **157**
 Buffet Spoon **37**
 Buffetware **64**
 Buggy Strap **130**
 Bullet Feet For Worktables **185**
 bun pans **100**
 Bun Steamers **261**
 Bun Tray **100**
 Bun Warmer **260**
 Burner **240**
 Bus Box **197**
 Bussing Cart **191**
 Butcher Accessories **38**
 Butcher Knife **75**
 Butcher Steak & Sticking Knives **74**

C

Cabinet Base **170**
 Cabinets **169 170**
 Caddy **189**
 Cake Decorating Set **29**
 Cake Marker **33**
 Cake Pan **32**
 Call Bell **133**
 Can Opener **24**
 Can Racks **162**
 Carafe **8**
 Cargo Bike **194**
 Carts **130**
 Casters **195**
 Cast Iron Manual Meat Grinder **45 381**
 Catering Supplies **128**
 Caution Signs **118**
 Ceramic Rods **43**
 Cereal Dispenser **9**
 Chafer **16**
 Chafer Food Pan **16**
 Chafer Wick Fuel **16**
 Chafing Dish **16**
 Chair Parts **136**
 Chalkboards **112**
 Chamber Vacuum Packaging Machine **302**
 Channel Bag **302**
 Charbroiler **229 230**
 Charcoal Stainless Steel Tandoor Clay Oven **251**
 Check/Cheque Spindle **133**
 Cheese Cutter **314 315**
 Cheese Drying Cabinet **290**
 Cheese Grater **316 317 318**
 Cheese Knife **92**
 Cheese Melters **232**
 Cheese Preservation **289**
 Cheese Shredder **316**
 Cheese Wire Cutting Machine **315**
 Chef Base **435**
 Cheque Spindle **7**
 Chest Freezer **460 461**
 Chest Freezers **457 459**
 Chestnut Roaster **20**
 Chip Dump **332**
 Chipper **372**
 Chip Warmer **333**
 Chocolate Fountain **262 263**
 Chrome Tray Stand **14**
 Chrome Wire Basket **172**
 Churro Nozzles **418**
 Churro Spouts **418**
 Circular Countertop Display Case **469**
 Circular Floor Display Case **469**
 Citrus Juicer **212**
 Citrus Squeezer **2**
 Cleaning and Sanitizing Pail **118**
 Clear Flip Lid with Gap **143**
 Clear Food Pans **145**
 Clear Square Food Storage Containers **143**
 Cleaver Chinese Style **76**
 Cleavers **76**
 Coffee Grinder **27 207 208**
 Coffee Makers **208**
 Coffee Percolators **200**
 Coffee Server **8**
 Coffee Urn **8**
 Colander **56**
 Cold Food Table **443**
 Column Heater **132**
 Columns **135**
 Combi French Fry Tray **34**
 Combi Oven Accessories **33**
 Commercial Countertop Induction Cooker **233**
 Commercial Wide Conveyor Toaster **258**
 Compact Series Pizza Oven **248**
 Concession Equipment **260**
 Condiment Holder **147**
 Condiment Organizer **10**
 Condiment Squeeze Bottles **9**
 Convection Oven **243**
 Conveyor Oven **244 246**
 Conveyor Toaster **258**
 Conveyor Tunnel Oven **245**
 Cooker **233**

Cooking Equipment (Outdoor) **238**
 Cook Knives **78**
 Cooktops & Ranges **222**
 Coolers **445 446 449 450 493**
 Cooling Rack **100**
 Corner Drain Guard **156**
 Corner Mop Sink **157**
 Cotton Candy Machine **262**
 Cotton Pastry Bag **29**
 Countertop Chip Warmer **333**
 Countertop Convection Oven **243**
 Countertop Display Case **469**
 Countertop Display Freezer **466 467**
 Countertop Display Refrigerators **467**
 Countertop Display Warmer **333 334 338 339**
 Countertop Electric Fryer **235**
 Countertop Electric Noodle Cooker **252**
 Countertop Electric Pasta Cooker **252**
 Countertop Food Display Cases **109 342**
 Countertop Four Sided Glass Refrigerated Showcase **468**
 Countertop Fryer **235**
 Countertop Gas Fryer **234**
 Countertop Gas Griddle **227 228**
 Countertop Gas Hot Plates **225**
 Countertop Heavy-duty Pasta Extruder **282**
 Countertop Induction Cooker **233**
 Countertop Nacho Warmer Display **261**
 Countertop Panel **122**
 Countertop Pizza Oven **247**
 Countertop Pizza Wood Burning Oven **241**
 Countertop Planetary Mixers **269**
 Countertop Potato Cutter **18**
 Countertop Refrigerated Showcases **470 471**
 Countertop Screens **122**
 Countertop Shields **122**
 Countertop Single Basket Deep Fryer **234**
 Countertop Slicer **17**
 Countertop Stainless Steel Electric Griddle **231**
 Countertop Stainless Steel Gas Griddle **228**
 Countertop Stainless Steel Radiant Gas Charbroiler **229**
 Countertop Stainless Steel Sauce Warmer **348**
 Countertop Steamer **257**
 Countertop Step-up Hot Plates **226**
 Countertop Wedge Cutter **17**
 Coupe Set **325**
 Coupe Set Plus **325**
 Cover **162**
 Cover and Splash Guard Fryers Accessories **237**
 Cream Servers **13**
 Crepe Griddle **259**
 Crinkle Cut Serrator **19**
 Crowd Control **129**
 Cubing Discs **321**
 Curing Cabinet **291 292**
 Customer Convenience **127**
 Customized Cutting Board **5**
 Cutlery Basket **197**

Cutlery Holder **83**
 Cut-off Knife **86**
 Cut Resistant Gloves **124**
 Cutting Board **5 6 44**
 Cutting Board Brushes **115**

D

Deck-Mounted Sink Faucets **151**
 Deep Fryer **234**
 Deep Fryer Clean Out Rod **237**
 Deep Fryer Crumb Scoop **237**
 Dehydrator **377 378**
 Dehydrators, Marinators and Tenderizers **377**
 Deli Pizza Wrapper **311**
 Delivery Bags **62**
 Dial Spring Scale **21**
 Diamond Steel **81**
 Dining Solutions **8**
 Dipper **53**
 Dipping Cabinet **462**
 Dipping Sauce Cup **12**
 Dish Cabinets **169**
 Dish Caddy **189**
 Dish Rack Dolly/Cart **189**
 Dish Tables **159**
 Dishwasher **196**
 Dishwasher Racks **197**
 Dispenser **199 206**
 Display **261 482 483**
 Display Baskets **107**
 Display Case **469 472 473 474 477 478 479 480 481 482 484 485**
 Display Case Liner **106**
 Display Cases **109 111 333 342**
 Display Chest Freezer **461**
 Display Freezer **429 466 467**
 Display Rack **158**
 Display Refrigerators **424 467 487**
 Display Showcase **335 463**
 Display Warmer **333 334 336 338 339 341 342 343**
 Display Warmer Merchandisers **331**
 Divided Food Pan **16**
 Divider **275**
 Dividers **106**
 Double Boiler **97 99**
 Double Chamber Vacuum Packaging Machine **303 307 308**
 Double Door Refrigerator **488**
 Double Stock Pot Range **230**
 Dough Divider **275**
 Dough Mixer **266 267 268**
 Dough Mixers **264**
 Doughnut Basket **34**
 Doughnut Screen **34**
 Dough Pan **33**
 Dough Press **276**
 Dough Proofing Box **61**

Dough Roller **274**
 Dough Rollers **274**
 Dough Rounders & Dividers **275**
 Dough Scraper **30**
 Dough Sheeter **277 278 279**
 Dough Sheeter Floor Model **279**
 Draft Beer Fridge **451**
 Drain Basket with Stopper **157**
 Drain Board **156**
 Drain Shelves **145**
 Drawers **185**
 Drawer Warmer **347**
 Dredger **23**
 Drink Mixer **201**
 Drink Sealing Machine **206**
 Drink Shaking Machine **206**
 Drop in Refrigerated Showcase **473**
 Dry Aging Cabinet **295**
 Drying Cabinet **289 290**
 Dual Door Reach in Freezer **489**
 Dunnage Racks **162**

E

Egg Ring **49**
 Electric Charbroiler **230**
 Electric Countertop Fryer **235**
 Electric Countertop Single Basket Deep Fryer **234**
 Electric Floor Fryer **236 237**
 Electric Fryer **235**
 Electric Griddle **231**
 Electric Meat Tenderizer **379**
 Electric Noodle Cooker **252**
 Electric Pasta Cooker **252**
 Electric Pasta Sheeter **281**
 Electric Patio Heater **132**
 Electric Shaker **201**
 Electric Steam Table **344**
 Electric Tabletop Ice Shaver **209**
 Electric Tomato Squeezer **329**
 Element Service Kit **300**
 Elite Countertop Stainless Steel Gas Griddle **228**
 Elite Floor Refrigerator **423**
 Elite Heavy-duty Potato Peeler **327**
 Elite Series Double Panini Grills **255**
 Elite Series Electric Countertop Single Basket Deep Fryer **234**
 Elite Series Grinder **382 386**
 Elite Series Heavy-duty Spiral Dough Mixer **266**
 Elite Series Hot Display Showcase **335**
 Elite Series Hot Food Merchandisers **340**
 Elite Series Manual Sausage Stuffers **414 415**
 Elite Series Pizza Display Warmer **338**
 Elite Series Single Panini Grills **253**
 Embossed Bag **302**
 Embossed Bags **302**
 English Butcher Knife **75**
 Entry Max Series Pizza Oven **248**
 Epoxy Wire Basket **172**
 Epoxy Wire Shelving Kit **174**
 Equipment Filler Tables **183**
 Equipment Lubricant **121**
 Equipment Stand **182**
 Equipment Stand Casters **195**
 Equipment Stands **181**
 Espresso Coffee Grinder **207 208**
 Extender **197**

F

Face Masks **126**
 Face Shields **126**
 Fast Food Restaurant Supplies **46**
 Fastfood Tray **15**
 Fiberglass Market Pans **108**
 File Cabinet **168**
 Filet Cutting Board **44**
 Fillet Knife **88**
 Film Dispenser **48**
 Fish Curing Cabinet **291 292**
 Fish Pliers **38**
 Fish Scaler **38 380**
 Fish Splitter **93**
 Flatware Cylinders **12**
 Flavour Injector **40**
 Flexible Cutting Board **5**
 Floor Band Saw **354 355**
 Floor Conveyor Tunnel Oven **245**
 Floor Display **483**
 Floor Display Case **469 472 473 474 480 481 484 485**
 Floor Display Warmer **342**
 Floor Fryer **236 237**
 Floor Glass Refrigerated Display Case **477**
 Floor Model Heavy-duty Pasta Extruder **283 284**
 Floor Model Pasta Machine **285**
 Floor Refrigerated Display Case **479**
 Floor Refrigerator **423**
 Floor Showcase **475 478**
 Floor Troughs **120**
 Floor Wrapping Machine **310**
 Folding Chair **138**
 Folding Tables **137 183**
 Food and Beverage Carriers **140**
 Food Boiler **257**
 Food Dehydrator **377 378**
 Food Display **107**
 Food Merchandisers **340 341**
 Food Packaging Supplies **48**
 Food Pan **16**
 Food Pan Carrier **140 141**
 Food Pan Carrier and Cart **141**
 Food Pans and Covers **145**
 Food Pan Transport Carrier **140**
 Food Preparation **17**
 Food Preparation Tools **49**

Food Processor **320**
 Food Processors and Discs **319**
 Food Steamer **257**
 Food Storage Containers **142 143 144 146**
 Food Thermometers **121**
 Food Warmer **332 346**
 Foot Ring-Rest **135**
 Forehead Thermometer **126**
 Forged Knife **71 78 79 84 89 92**
 Fountain **262 263**
 Free-Flow Pourer **3**
 Freezer **429 430 437 460 461 466 467 489**
 Freezers **432**
 French Fry Bagger **46**
 French Fry Holder **9**
 French Fry Tray **34**
 Fridge **451**
 Front Load Cargo Bike **194**
 Front Load Ice-Cream Bike **194**
 Frothing Jug **12**
 Frothing Pitcher **12**
 Fruit Juicer **214**
 Fruit Slicer **17**
 Fruit Wedge Cutter **17**
 Fry Basket **47**
 Fryer **234 235**
 Fryer Basket **47**
 Fryer Basket Press **54**
 Fryer/Boiler/Steamer Set **97**
 Fryer Brush **237**
 Fryer Filter Stand **46**
 Fryers **236**
 Fryers Accessories **237**
 Frying Basket **46**
 Fry Pan **97 99**
 Funnel **56**
 Fuoco Series Pizza Oven **249**

G

Garlic Peeler **326**
 Gas Charbroiler **229**
 Gas Doner Kebab / Gyro Machine **221**
 Gas Floor Fryers **236**
 Gas Fryer **234**
 Gas Griddle **227 228**
 Gas Hot Plates **225 226**
 Gas Oven **241**
 Gas Range **222**
 Gas Steam Tables **345**
 Gear-Drive Elite Meat Slicer **406**
 Gear-driven Gravity Feed Manual Slicers **404**
 G-edge Slicer Knife **91**
 Gelato Display Showcase **463**
 Gelato Freezers **460**
 Glass Countertop Display Warmer **339**
 Glass Countertop Refrigerated Showcases **471**

Glass Display Warmer **337**
 Glass Door Back Bar Beverage Cooler **446**
 Glass Door Back Bar Cooler **493**
 Glass Door Merchandisers - Freezers **429**
 Glass Door Merchandisers - Refrigeration **424**
 Glass Door Refrigerated Showcases **425**
 Glass Door Refrigerators **428 486**
 Glass Floor Refrigerated Display Case **479**
 Glass Floor Showcase **478**
 Glass Freezer **429 430**
 Glass Frosters / Plate Chillers **444**
 Glass Polisher **196**
 Glass Racks **197**
 Glass Rack Storage Unit **169**
 Glass Refrigerated Display Case **477**
 Glass Refrigerated Showcase **468**
 Glass Refrigerator **425 426 427 428**
 Glass Rimmer **2**
 Gloves **125**
 GN Pan **102 332 343 344 345 435 464**
 Goose Neck Faucet **151**
 Granite Top Pizza Prep Table **441**
 Grater **273 316 317 318**
 Grating Discs **321**
 Gray Lateral File Cabinet **168**
 Grease Traps **197**
 Griddle **227 228 230 231 259**
 Grill Accessories **50**
 Grill Brushes and Handles **115**
 Grills **238 239**
 Grill Stone & Handle **50**
 Grinder **207 208 328 361 382 384 386**
 Grinder Head Attachment **273**
 Grinder Spouts **388**
 Grocery Basket Stands **130**
 Grocery Essentials **130**
 Guidance Stanchion **129**
 Gyro Machine **221**
 Gyros Machine **220**

H

Hamburger Patty Press **58**
 Hamburger Press Attachment **58 387**
 Hammer **39**
 Handling and Storage **139**
 Hand Sanitizer **126**
 Hand Sanitizer Dispensers **126**
 Hand Saw **44**
 Hand Sink **150**
 Hanging Scale **21**
 Hardwood Serving Tray **107**
 Heated Display Cases **333**
 Heated Pass-Through Station **341**
 Heated Pass-Through Station with Square Front Glass **341**
 Heated Patio Table **132**
 Heater Cabinets **170 276**

Heat Lamp **331**
 Heat Resistant Neoprene Gloves **123**
 Heat Resistant Oven Mitts **123 124**
 Heavy-duty Chamber Vacuum Packaging Machine **302**
 Heavy-duty Cheese Cutter **315**
 Heavy-duty Cheese Grater **317 318**
 Heavy-duty Double Chamber Vacuum Packaging Machine **307 308**
 Heavy-duty Electric Tomato Squeezer **330**
 Heavy-duty Food Processor **320**
 Heavy-duty Meat Mixer **394**
 Heavy-duty Pasta Extruder **282 284**
 Heavy-duty Planetary Mixers **271**
 Heavy-duty Potato Peeler **327**
 Heavy-Duty Rugged Aluminum Bucket Opener **24**
 Heavy-duty Sausage Stuffers **412**
 Heavy-duty Spiral Dough Mixer **266 267 268**
 Heavy-duty Vacuum Packaging Machine **305**
 Height-Adjustable Standing Desks **168**
 Hog Ring **44**
 Hog Ring Pliers **39**
 Holder **38**
 Hook **164**
 Hook Rail **163**
 Horizontal Slicer **370 408**
 Hotdog Rollers **260**
 Hotdog Steamers **261**
 Hotdog Warmer **260**
 Hotel Style Knife **84**
 Hot Plate Food Warmer **332**
 Hot Plates **225 226**
 Hydraulic Cheese Grater **318**
 Hydraulic Piston Sausage Stuffers **416**

I

Ice Bin **155**
 Ice Caddy with Sliding Lid **189**
 Ice-Cream Bike **194**
 Ice Cream Chest Freezer **460**
 Ice Cream Dipping Cabinet **462**
 Ice Cream Display Chest Freezer **461**
 Ice Cream & Gelato Freezers **460**
 Ice Cream Scoop **51**
 Ice Cream Scoop Dish **51**
 Ice Cream Scoops **51**
 Ice Cream Spade **51**
 Ice Crusher **211**
 Ice Machine **210**
 Ice Maker **452 454**
 Ice Scoop **22**
 Ice Shaver **209 210**
 Ice Shavers and Crushers **209**
 Illuminated Menu Boards **112**
 Imbera Freezer **423**
 Imbera Products **420**
 Imbera Refrigerators **420 422**

Immersion Blenders **319**
 Immersion Heater for Knife Sanitizer **80**
 Impulse Sealers **300**
 Induction Cooker **233**
 Infrared Cheese Melters **232**
 Insulated Ice Caddy with Sliding Lid **189**

J

Janitorial Supplies **116**
 Jerky Shooter **40**
 Jiggers **4**
 Jug **12**
 Juice Bar Solutions **212**
 Juice Dispensers **199**
 Juice Extractor **2 215**
 Juice Multi-Pour **2**

K

Kebab Cutter **221**
 Kebab Grills **238 239**
 Kebab Machine **221**
 Kebab Maker **41**
 Kebab Skewer **41**
 Kebab Slicer **91 221**
 Keg Racks **162**
 Kettle **350 351**
 Kitchen Essentials **94**
 Kitchen Fork **64**
 Kitchen Turner **69**
 Knife Accessories & Sharpeners **80**
 Knife Bag & Holder **80**
 Knife Rack **82 83**
 Knife Racks & Storage **82**
 Knife Sanitizer **80**
 Knife Sharpening Machine **80**
 Knockdown Drain Board **156**
 Knock Down Lug and Pan Racks **160**

L

Ladder Back Chair **136**
 Ladder Back Swivel Chair **136**
 Ladle **52**
 Ladles & Dippers **52**
 Lateral File Cabinet **168**
 Lateral File Cabinets **167**
 Laundry Sink **157**
 LED Flash Board **112**
 Leg Brace **159**
 Leg Braces **185**
 Leg Braces For Worktables **185**
 Lettuce Knife **86**
 Lid for Square Storage Containers **143**
 Liquid Fructose Dispenser **206**
 Liquor Multi-Pour **2**

Liquor Pourer **3**
 Lobster Cracker **49**
 Lockers **166**
 Loin Slicer **91**
 L-tip Shaped Deep Fryer Brush **237**
 Lubricant & Thermometers **121**
 Lug Racks **160**
 Lug Racks Casters **195**

M

Machine Knives **388**
 Magnetic Knife Bar **82**
 Maintenance and Safety **114**
 Mallet **40**
 Mandoline **19**
 Manual Can Opener **24**
 Manual Citrus Squeezer **2**
 Manual Coffee Grinder **27**
 Manual Dough Divider **275**
 Manual Feed Grinder **365 366 367 368**
 Manual Juice Extractor **2 215**
 Manual Meat Grinder **45 381**
 Manual Meat Mixer **393**
 Manual Meat Tenderizer **40 379**
 Manual Mill Grinder **27**
 Manual Pasta Sheeter **280 281**
 Manual Peeler **19**
 Manual Sausage Stuffer **412 413 414 415**
 Manual Tomato Slicer **19**
 Manual Tomato Squeezer **329**
 Manual Volano Slicers **410**
 Marinade Injector **40**
 Markers For LED Boards **112**
 Market Pans **108 110**
 Market Trays **108 110**
 Mats **118**
 Measuring Cup **23**
 Measuring Cup Set **23**
 Measuring Spoon Set **63**
 Meat Grinder **381 382 383 384 386 387**
 Meat Grinder Plates **389 390 391 392**
 Meat Grinder Table **181**
 Meat Hammer **39**
 Meat Lugs **160**
 Meat Mallet **40**
 Meat Marinator **377**
 Meat Mixer **393 394**
 Meat Netting Applicator Tube **42**
 Meat Pounder **45**
 Meat Saw **358 359 360**
 Meat Scraper **38**
 Meat Slicer **395 397 398 399 401 402 403 404 406 407 408**
 Meat Slicer Cart **408**
 Meat Slicer Cover **408**
 Meat Tenderizer **40 41 379**
 Meat Trays **161**

Medium-Duty Meat Mixer **393**
 Medium-Duty Stainless Steel Meat Grinder **387**
 Mega Refrigerated Prep Tables **439**
 Menu Boards **112**
 Menu Booklets **134**
 Menu Chalkboards **112**
 Menu Clip Holder **128**
 Merchandising **104**
 Mesh Aprons **125**
 Mesh Gloves **125**
 Mesh Skimmer **55**
 Mesh Strainer **54 55**
 Mesh & Strainers **54**
 Mess Tray **14**
 Metal Ladder Back Chair **136**
 Metal Ladder Back Swivel Chair **136**
 Metal Pourer **3**
 Microwave Shelves **163**
 Milkshake Blender **203**
 Milkshake Mixer **202**
 Mill Grinder **27**
 Mineral Oil **121**
 Mixer **202 265 266 267 269 270 271 393**
 Mixer Accessories **272**
 Mixing Bowl **32**
 Mixing Paddle **49**
 Mobile Food Cart **113**
 Mobile Food Table **113**
 Mobile Workbench **168**
 Mojito Bar Muddler **2 4**
 Mop Handles **119**
 Mop Heads **119**
 Mop Sink **156**
 Muffin Pan **34**
 Multi-Pour **2**
 Multi-Purpose Knife **92**

N

Nacho Warmer Display **261**
 Napkin Dispensers **134**
 Natural Gas / Propane Infrared Cheese Melters **232**
 Natural Gas Rotisserie **220**
 Natural Gas Stainless Steel Tandoor Oven **250**
 Nickel-Plated Fryer Basket Press **54**
 Nickel-Plated Iron/Steel Fryer Basket **47**
 Noodle Cooker **252**
 Number Card Holder **128**
 Nutmeg Grinder **27**

O

Offset Spatula **65**
 Oil Filtering Machine **237**
 Omcan Forged knives **87**
 Omcan Sandwich Grills **253**
 One Tub Drop In Sink **149**

One Tub Sink **153**
 Open Wall Cabinets **169**
 Orange Zester **49**
 Order Racks/Rail **133**
 Outdoor Cooking Equipment **238**
 Outdoor Propane Burner **240**
 Oval Basket **11**
 Oval Dishes **12**
 Oval Platters **11**
 Oval Steel **81**
 Oven **240 241 243 245 246 247 248 249 250 251**
 Oven Accessories **33**
 Oven Mitt **123**
 Ovens - Pizza **244**
 Ovens - Tandoor **250**
 Overshelf **165**

P

Packaging Machine **302**
 Pacojet **322**
 Pallet Truck **194**
 Panini Grills **253 255**
 Pan Rack Cover **162**
 Pan Racks **160 161**
 Pan Racks Casters **195**
 Pan Scraper **69**
 Paper **58**
 Paper Cutter **48**
 Paring Knives **84**
 Parsley Holders **105**
 Parsley Runners **105**
 Partitions **122**
 Pass-Through Station **341**
 Pasta Basket **47**
 Pasta Cooker **99 252**
 Pasta Cooker Set **97**
 Pasta Extruder **282 284**
 Pasta Machine **283 285**
 Pasta & Noodle Cooker **252**
 Pasta Sheeter **280 281**
 Pasta Sheeters and Extruders **280**
 Pastry Bag **29**
 Pastry Tip Couplers **29**
 Patio Dome **138**
 Patio Heater **132**
 Patio Heaters **131**
 Patty Maker **57**
 Patty Paper **58**
 Patty Press **58**
 PC/PP Cover For Food Storage Container **142**
 Pebbled Tumbler **7**
 Pedestal Sinks **150**
 Pedestand Stand **411**
 Peeler **19**
 Peeler and Corer **19**
 Peelers **326**
 Pepper Grinder **328**
 Pepper Mill **25 26 27**
 Perforated Round Patty Paper **58**
 Pie Cutter **31**
 Pie Docker **61**
 Pie Marker **31**
 Pie Server **66**
 Pineapple Corer and Peeler Machine **20**
 Pineapple Cutting Machine **20**
 Pint Cup **8**
 Pitcher **7 12**
 Pizza Brushes and Handles **115**
 Pizza Cutter **62**
 Pizza Display Warmer **338**
 Pizza Docker **61**
 Pizza Dough Proofing Box **61**
 Pizza Group Static Conveyor Oven **246**
 Pizza Knives **85**
 Pizza Moulder **274**
 Pizza Oven **242 247 248 249**
 Pizza Pan **60**
 Pizza Peel **61**
 Pizza Prep Table **441**
 Pizza Prep Tables **440**
 Pizza Rack & Stand **62**
 Pizza Rocker **62 85**
 Pizza Screen **59 60**
 Pizza Shaping Machine **276**
 Pizza Stand **29**
 Pizza Supplies **59**
 Pizza Turner Paddle **49**
 Pizza Wood Burning Oven **241**
 Pizza Wrapper **311**
 Planetary Mixers **269 270 271**
 Plastic Baster **39**
 Plastic Bucket Opener **24**
 Plastic Bussing Cart **191**
 Plastic Cheese Cutter **314**
 Plastic Condiment Holder **147**
 Plastic Condiment Organizer **10**
 Plastic Grinder Spouts **388**
 Plastic Hamburger Patty Press **58**
 Plastic Handle Ice Cream Scoop **51**
 Plastic Knife Rack **83**
 Plastic Magnetic Knife Bar **82**
 Plastic Oval Basket **11**
 Plastic Pizza and Cake Cover **29**
 Plate Chillers **444**
 Platform Cart **191**
 Platform Cart Casters **195**
 Platform Scale **21**
 Poly Bag Sealer **48 300**
 Polycarbonate Buffet Spoon **37**
 Polycarbonate Clear Square Food Storage Containers **143**
 Polycarbonate Drain Shelf **144**
 Polycarbonate Flip Lid **143**
 Polycarbonate Food Pans and Covers **145**

Polycarbonate Food Storage Containers **143 144**
 Polycarbonate Ladle **52**
 Polycarbonate Measuring Cup **23**
 Polycarbonate Partitions **122**
 Polycarbonate Rectangular Food Storage Containers **144**
 Polycarbonate Serving Spoon **37**
 Polycarbonate Water Pitcher **7**
 Polyethylene Cutting Board **5 6**
 Polyethylene Lid for Storage Containers **143**
 Polypropylene Cutting Board **5**
 Polypropylene Dish Caddy **189**
 Polypropylene Food Storage Container **142**
 Polypropylene Rectangular Food Storage Containers **144**
 Poly-Top Tables **180**
 Popcorn Machine **263**
 Poppy Seed Grinder **328**
 Pop-up Toaster **258**
 Portable Hand Sink **150**
 Portable Impulse Sealers **300**
 Portable Outdoor Propane Burner **240**
 Portion Controller **63**
 Portion Spoons **63**
 Posts **172**
 Potato Cutter **18**
 Potato Fry Cutter **18**
 Potato Masher **55**
 Potato Peeler **326 327**
 Pot Rack **163**
 Pot Sink **153**
 Pot Warmer **349**
 Poultry Knife **88**
 Poultry Shears **86**
 Poultry Splitter **93**
 Pourer **3**
 Prep Table **441**
 Prep Tables **438 440 490 491**
 Prep Tables - Mega Top **439**
 Prep Tables - Pizza & Topping Rails **440**
 Prep Tables - Standard Top **438**
 Pre-Rinse Basket **157**
 Preserving Cabinet **295**
 Press Attachment **58 387**
 Pretzel Hanger **338**
 Primeat Dry Aging Cabinet **295**
 Primeat Preserving Cabinet **295**
 Processor **374**
 Produce Aprons **125**
 Produce & Turning Knives & Shears **86**
 Proofer Cabinets **170 276**
 Propane Barbecue Grills **238**
 Propane Burner **240**
 Propane Infrared Cheese Melters **232**
 Prosciutto Holder **38**
 PVC Aprons **125**

Q

Quartz Adjustable Salamander **232**

R

Racks **158 162 197**
 Rack Shelf **164 165**
 Range **223 224 230**
 Range Hood Filters **119**
 Ravioli Machine **285**
 Reach in Freezers **432**
 Reach in Refrigerators **431**
 Reach in Refrigerators and Freezers **431 432**
 Receiving Desk **190**
 Rectangular Display Warmer **336**
 Rectangular Folding Tables **137**
 Rectangular Food Storage Containers **142 144**
 Rectangular Pizza Screen **59**
 Rectangular Table Top **135**
 Recycling Trash Container **117**
 Refrigerated Chef Base **435**
 Refrigerated Curved Glass Floor Showcase **478**
 Refrigerated Display Case **477 479 482**
 Refrigerated Floor Display **482 483**
 Refrigerated Floor Display Case **472 473 474 480 481 484**
 Refrigerated Floor Showcase **475**
 Refrigerated Pizza Prep Tables **440**
 Refrigerated Prep Tables **438 490 491**
 Refrigerated Salad Bars **443**
 Refrigerated Showcase **425 468 470 471 473 483 484**
 Refrigerated Topping Rails **442**
 Refrigerators **420 422 424 425 426 427 428 431 467 486 487 488**
 Reserved Sign **128**
 Residential Line **397**
 Restaurant Chairs **136**
 Restaurant Essentials **133**
 Restaurant Furniture **135**
 Restaurant Tables **135**
 Retail Ready Knives **87**
 Rice Cooker **347**
 Rice Warmer **347**
 Rigid Cutting Board **6**
 Roast Beef Needle **39**
 Roast Beef Tyer Netting **42**
 Rolling Pin **30**
 Rotary Sifter **31**
 Rotisserie **220**
 Roto Cart **194**
 Round Cake Pan **32**
 Round Crepe Griddle **259**
 Round Folding Tables **137**
 Round Food Storage Container **142 146**
 Round Patty Paper **58**
 Round Pizza Screen **59**
 Round Serving Tray **14**
 Round Steel **81**
 Round Table Top **135**

Round Wire Basket **47**
 R-Style Pizza Cutter **85**
 Rubber Scraper **66**
 Rubber Spatula **66**
 Rubber Spoonula **66**

S

Safety Gloves and Aprons **123**
 Safety Materials **126**
 Salad Bar **443**
 Salad Spinner **21**
 Salad Tongs **68**
 Salamander **232**
 Salsa Bowls **10**
 Sandwich Spreader **69**
 Santos Automatic Espresso Coffee Grinder **207**
 Santos Brushless Blender **205**
 Santos Cheese Grater **316**
 Santos Cheese Shredder **316**
 Santos Citrus Juicer **212**
 Santos Coffee Shop Grinder **207**
 Santos Dough Fork Mixer **264**
 Santos Drink Mixer **201**
 Santos Electric Shaker **201**
 Santos Fruit Juicer **214**
 Santos Ice Crusher **211**
 Santos Pepper Grinder **328**
 Santos Poppy Seed Grinder **328**
 Santos Silent Espresso Coffee Grinder **208**
 Santos Spices Grinder **328**
 Santos Vegetable Juicer **214**
 Sashimi Slicer **91**
 Sauce Bottle Warmer **349**
 Sauce Cups **12**
 Sauce Pan **96 98**
 Sauce Pot **95**
 Sausage Casing Perforator **43**
 Sausage Stuffers **412 413 414 416**
 Sausage Stuffer Spouts **418**
 Saute Pan **95**
 Scabbard **82**
 Scale **21**
 Scissors **86**
 Scissor Salad Tongs **68**
 Scouring Pad **119**
 Seafood Pick **49**
 Seafood & Specialty Knives **88**
 Seal Bar Vacuum Packaging **302**
 Seed Grinders **328**
 Serrator **19**
 Service Tray **15**
 Serving Carts **113**
 Serving Spoon **37**
 Serving Tray **14 107**
 Serving Turner **69**
 Servingwares **64**
 Shag Strap **130**
 Shaker **201**
 Sharpening Steel **81**
 Sharpening Stones and Oil **81**
 Shears **86**
 Sheet Pan Extender **32**
 Shelf Ingredient Bin **146**
 Shelves **163 165**
 Shelves & Racks **160**
 Sherbet Dish **14**
 Shopping Baskets **130**
 Shopping Carts **130**
 Showcase **425 463 464 465 468 470 471 473 475 478 483 484**
 Shredder Discs **273 321**
 Sifter **31**
 Silent Espresso Coffee Grinder **208**
 Silicone Baking Mat **31**
 Silicone Head Spatula **65**
 Silicone Head Spoonula **66**
 Single Door Freezer **489**
 Single Door Reach in Refrigerator **488**
 Single Glass Door Refrigerated Showcases **425**
 Single Stock Pot Range **230**
 Single Waffle Maker **259**
 Sink Faucets **151 152**
 Sinks **148**
 Sizzling Platters **11**
 Skewers **44**
 Skinning Knife **75**
 Slant Rack Shelf **164 165**
 Slice Pie Marker **31**
 Slicer Curved Knife **89**
 Slicers & Bread Knives **89**
 Slicer Straight Knife **90 91**
 Slicing Discs **321**
 Sliding Partition **122**
 Slim Display Freezers **429**
 Slim Display Refrigerator **424**
 Slush Machine **199**
 Sneeze Guards **165**
 Sno-cone Ice Machine **210**
 Solid Round Patty Paper **58**
 Soup Kettle **350 351**
 Soup Warmer **351**
 Sous Vide Cookers **256**
 Space Saver Sinks **154**
 Spaghetti Server **37**
 Spatula **65 66**
 Specialty Knives **92**
 Spice Blend **299**
 Spices Grinder **328**
 Spiedini Skewer **41**
 Spillage Pan **103**
 Spiral Mixer **265 266 267 268**
 Spiral Mixers with Fixed Bowl **265**
 Spiral Mixers with removable bowl **265**

- Spiral Potato Fry Cutter **18**
 Splash Guard Fryers Accessories **237**
 Splash Mounted Faucet **151**
 Splitters **93**
 Spoonula **66**
 Spoonulas & Spatulas **65**
 Spray Valve Assembly **152**
 Square Food Storage Containers **143**
 Square Glass Countertop Display Warmer **339**
 Square Glass Countertop Refrigerated Showcases **471**
 Square Glass Floor Refrigerated Display Case **479**
 Square Pizza Screen **60**
 Square Table Top **135**
 Squeeze Bottles **9**
 S Series Horizontal Gear-Driven Meat Slicers **407**
 S Series Horizontal Gear-Driven Slicers **407**
 Stagionello Cabinets **294 297 298**
 Stagionello Fish Curing Cabinet **291 292**
 Stainless Steel 2 Door Refrigerator **488**
 Stainless Steel Adaptor Bars **103 165**
 Stainless Steel Beverage Chain Sign **128**
 Stainless Steel Braziers **99**
 Stainless Steel Bussing Cart **191**
 Stainless Steel Cake Decorating Set **29**
 Stainless Steel Charcoal Kebab Grills **238 239**
 Stainless Steel Cheese Cutter **314**
 Stainless Steel Cheese Grater **317**
 Stainless Steel Chestnut Roaster **20**
 Stainless Steel Chocolate Fountain **262 263**
 Stainless Steel Churro Nozzles **418**
 Stainless Steel Churro Spouts **418**
 Stainless Steel Condiment Holder **147**
 Stainless Steel Construction Mop Sink **156**
 Stainless Steel Cookware **98**
 Stainless Steel Corner Mop Sink **157**
 Stainless Steel Countertop Pizza Wood Burning Oven **241**
 Stainless Steel Countertop Steamer **257**
 Stainless Steel Dish Cabinets **169**
 Stainless Steel Double Boiler **99**
 Stainless Steel Dough Sheeter **277 278**
 Stainless Steel Drop In Sinks **149**
 Stainless Steel Dual Door Reach in Freezer **489**
 Stainless Steel Electric Griddle **231**
 Stainless Steel Electric Noodle Cooker **252**
 Stainless Steel Electric Pasta Cooker **252**
 Stainless Steel Electric Pasta Sheeter **281**
 Stainless Steel Equipment Stand **182**
 Stainless Steel Flatware Cylinder **12**
 Stainless Steel Folding Tables **183**
 Stainless Steel Food Dehydrator **377 378**
 Stainless Steel Frothing Jug/Pitcher **12**
 Stainless Steel Fry Pans **99**
 Stainless Steel Gas Doner Kebab / Gyro Machine **221**
 Stainless Steel Gas Griddle **227 228**
 Stainless Steel Gas Hot Plates **225**
 Stainless Steel Glass Door Refrigerators **428**
 Stainless Steel Grater **273**
 Stainless Steel Griddle **230 231**
 Stainless Steel Grinder Spouts **388**
 Stainless Steel Heavy-duty Meat Mixer **394**
 Stainless Steel Hook **43 164**
 Stainless Steel Hook Rail **163**
 Stainless Steel Hydraulic Piston Sausage Stuffers **416**
 Stainless Steel Ice Bin **155**
 Stainless Steel Ice Cream Scoop Dish **51**
 Stainless Steel Knife Rack **82 83**
 Stainless Steel Ladle **52 53**
 Stainless Steel Manual Meat Grinder **45 381**
 Stainless Steel Manual Meat Tenderizer **379**
 Stainless Steel Manual Pasta Sheeter **281**
 Stainless Steel Manual Sausage Stuffer **412 413**
 Stainless Steel Measuring Cup Set **23**
 Stainless Steel Measuring Spoon Set **63**
 Stainless Steel Meat Grinder **382 383 384 387**
 Stainless Steel Mesh Strainer **54**
 Stainless Steel Microwave Shelves **163**
 Stainless Steel Milkshake Blender **203**
 Stainless Steel Mixing Bowl **32**
 Stainless Steel Orange Juice Extractor **215**
 Stainless Steel Outdoor Propane Barbecue Grills **238**
 Stainless Steel Oval Platter **11**
 Stainless Steel Overshelf **165**
 Stainless Steel Pans **109**
 Stainless Steel Pasta Cooker **99**
 Stainless Steel Pineapple Guillotine Cutting Machine **20**
 Stainless Steel Pint Cup **8**
 Stainless Steel Pizza Oven **247**
 Stainless Steel Pizza Stand **29**
 Stainless Steel Pizza Turner Paddle and Mixing Paddle **49**
 Stainless Steel Pizza Wood Burning Oven **241**
 Stainless Steel Poly Bag Sealer **48 300**
 Stainless Steel Portion Controller **63**
 Stainless Steel Pot Rack **163**
 Stainless Steel Pot Warmer **349**
 Stainless Steel Poultry Shears **86**
 Stainless Steel Radiant Gas Charbroiler **229**
 Stainless Steel Range Hood Filters **119**
 Stainless Steel Refrigerated Floor Showcase **475**
 Stainless Steel Rotary Sifter **31**
 Stainless Steel Roto Cart **194**
 Stainless Steel Sauce Bottle Warmer **349**
 Stainless Steel Sauce Pan **98**
 Stainless Steel Sauce Warmer **348**
 Stainless Steel Scissor Salad Tongs **68**
 Stainless Steel Scouring Pad **119**
 Stainless steel Seal Bar Vacuum Packaging **302**
 Stainless Steel Shredder Discs **273**
 Stainless Steel Single Door Reach in Refrigerator **488**
 Stainless Steel Slant Rack Shelf **164 165**
 Stainless Steel Solid Poly-top Frame **180**
 Stainless Steel Space Saver Sinks **154**
 Stainless Steel Spillage Pan **103**
 Stainless Steel Steamers **99**
 Stainless Steel Steam Table Pan Cover **103**

Stainless Steel Steam Table Pans **102 103**
 Stainless Steel Stock Pot **98**
 Stainless Steel Stuffing Horn **42**
 Stainless Steel Tables **184**
 Stainless Steel Tabletop Ice Shaver **209**
 Stainless Steel Taco Holder **10**
 Stainless Steel Tandoor Oven **250 251**
 Stainless Steel Thermal Carafe **8**
 Stainless Steel Tong **68**
 Stainless Steel Top Pan Rack **161**
 Stainless Steel Tray **100 107**
 Stainless Steel
 Undercounter **492**
 Stainless Steel Under Counter Refrigerator and Freezer **492**
 Stainless Steel Undershelves **179**
 Stainless Steel Utility Tong **68**
 Stainless Steel Wall Shelves **164**
 Stainless Steel Water Pan **103**
 Stainless Steel Worktables **175 176 178 179 180**
 Standard-duty Planetary Mixers **270**
 Standing Desks **168**
 Stand Options For Stagonello Curing Cabinets **299**
 Static Conveyor Oven **246**
 Steak Knife **74**
 Steak Table Knife **92**
 Steamer **257**
 Steamers **99**
 Steam Pan Grate **100**
 Steam Pan Grates, Racks and Trays **100**
 Steam Table **343 344 345**
 Steam Table Insets **101**
 Steam Table Insets, Pans and Covers **101**
 Steam Table Pan Cover **103**
 Steam Table Pans **102 103**
 Steel Refrigerated Floor Showcase **475**
 Step Ladder **120**
 Sticking Knife **75**
 Stock Cart Casters **195**
 Stock Carts **192**
 Stockinette Hook **44**
 Stock Pot **96 98**
 Stock Pot Range **230**
 Stock Shelves Wire Shelving **171**
 Storage Solutions **166**
 Storage Unit **169**
 Strainer **56**
 Strip Cutter Cradle **379**
 Strip Warmer **332**
 Stuffing Horn **42**
 Super Wide Commercial Countertop Induction Cooker **233**
 Sushi Showcases **464 465**
 Swing Door Refrigerator **427**

T

Table Bases **135**
 Table Casters **195**

Tables **135 137 181**
 Tables and Accessories **175**
 Tabletop Band Saw **352 353**
 Table Top Blender **203**
 Tabletop Ice Shaver **209**
 Tabletop Manual Pasta Sheeter **280**
 Tabletop Meat Grinder **385**
 Taco Holders **10**
 Taco Salad Bowl Frying Basket **46**
 Taco Servers **10**
 Taco Shell Frying Basket **46**
 Take a Number Kit Replacement **129**
 Tandoor Oven **250 251**
 Tape & Film Dispenser **48**
 Tenderizer **371**
 Thermal Carafe **8**
 Thermometer **126**
 Three Glass Door Back Bar Cooler **493**
 Three Tub Sink **154**
 Tickets **129**
 Timer **21**
 Tin-Plated Manual Mill Grinder **27**
 Toaster **258**
 Tomato Slicer **19**
 Tomato Squeezer **329**
 Tongs **67**
 Topping Rails **442**
 Tortilla Warmer **10**
 Tostada Frying Basket **47**
 Translucent Square Food Storage Container **143**
 Transport **189**
 Trash Can **116 117**
 Tray **100 107**
 Tray Stand **14**
 Tre Spade Mills **25 26**
 Tricycle Ice Cream Bike/Cargo bike **194**
 Tube **42**
 Tumbler **7**
 Turbovac **305**
 Turbovac Heavy-duty Double Chamber Vacuum Packaging Machine **307 308**
 Turbovac Heavy-duty Vacuum Packaging Machine **305**
 Turkey Fryer **97**
 Turner Paddle **49**
 Turners, Scrapers & Forks **69**
 Turning Forged Knife **86**
 Turning Knife **86**
 Turn-O-Matic System **129**
 Two and Three Tub Drop In Sinks **149**
 Two Door Refrigerator **488**
 Two Glass Door Back Bar Beverage Cooler **446**
 Two Tub Sink **153**
 Tyer Netting **42**

U

Underbar Ice Bin **155**

Under Bar Sink **155**
 Undercounter Dish Tables **159**
 Undercounter Dishwasher **196**
 Undercounter Freezer **434 492**
 Undercounter Refrigeration **433**
 Undercounter Refrigerator **492**
 Undershelves **176 178 179 180 181 183**
 Upright Dishwasher **196**
 Utility Cart Casters **195**
 Utility Carts **193**
 Utility Tongs **67 68**

V

Vacuum Marinating Tumbler **368 369 377**
 Vacuum Packaging **301 302 303 305 307 308**
 Vacuum Packaging Bags **308**
 Vacuum Packaging Machine **301 302 303 305 307 308**
 Vegetable Juicer **214**
 Vegetable Slicer **17**
 Vegetable Slicer Attachment **273**
 Vegetable Wedge Cutter **17**
 Vertical File Cabinets **167**
 Vertical Slicers **406**
 Vertical Slicers With Horizontal Meat Carriage **406**
 Vinovero Wine Coolers **494**
 Volano Slicers **410**

W

Waffle Maker **259**
 Waffle Maker and Crepes **259**
 Wall Mounted Sinks **148**
 Wall Shelves **164**
 Warewashing and Grease Traps **196**
 Warmer Display **261**
 Waste Receptacle **116**
 Water Boilers **200**
 Watermelon Knife **92**
 Water Pan **103**
 Water Pitcher **7**
 Wedge Cutter **17 18**
 Wet Floor Caution Signs **118**
 Whip **30**
 White Round Food Storage Container **146**
 White Square Food Storage Container **143**
 White Wire Divider **105**
 Wicker Baskets **108**
 Wide Conveyor Toaster **258**
 Wine Buckets **13**
 Wine Bucket Stand **14**
 Wire Basket **47 172**
 Wire Divider **105**
 Wire Mesh Skimmer **55**
 Wire Shelf Casters **195**
 Wire Shelving Kits **174**
 Wok Ranges **224**

Wood Burning Oven **240**
 Wooden Block Brush **115**
 Work Surface **182**
 Worktable Casters **195**
 Worktables **175 176 177 178 179 180 186 187 188**
 Worktables Accessories **185**
 Worktop Freezer **437**
 Worktop Freezers **437**
 Worktop Refrigeration **436**
 Worktop Refrigerator **436**
 Woven Baskets **108**
 Wrapping Machine **309 310 311**

Z

Zester **49**
 Zumoval **216**
 Zumoval Big Basic **218**
 Zumoval FastTop **219**
 Zumoval Minimatic **217**
 Zumoval Minimax **217**
 Zumoval Top **218**

the all new

pacojet 4

Experience meets innovation. Redefine classic preparation methods and elevate market-fresh ingredients into culinary masterpieces.

find out more about the product on page 322



For sorbets, ice creams, farces, mouses, soups, concentrates, doughs, mixtures and much more!



Since 1951, Omcan has delivered quality products and services to the food service industry. Today, we continue to expand our portfolio and foot print to offer new products, to help every kitchen store, prepare, cook and serve.

We are very excited to present you with our new catalog. In it you will find over 1,000 more industry leading products, larger and more detailed photos, expanded product descriptions, and more detailed product specifications.

Head Office and Canadian Distribution Center

3115 Pepper Mill Court,
Mississauga, Ontario,
L5L 4X5, Canada

Western USA Office and Distribution Center

12854 E. Florence Avenue,
Santa Fe Springs, California,
90670, USA

Eastern USA Distribution Center

4450 Witmer Industrial Estates, Unit 4,
Niagara Falls, New York,
14305, USA